

STAGE ONE

RANGE ONE

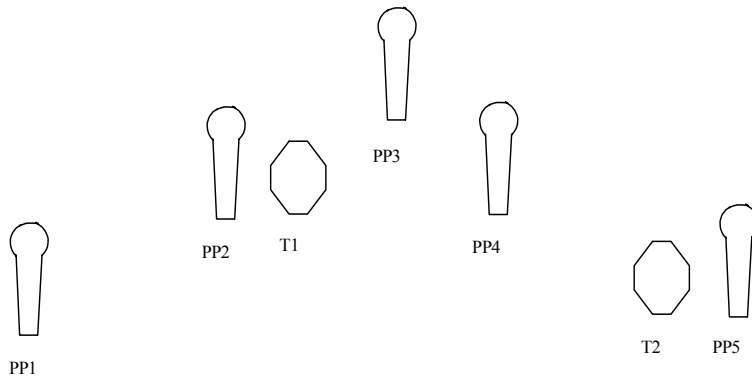
RULES: Latest edition rulebook

COURSE DESIGNER: Bill Campbell

START POSITION: Standing in box 'A', handgun is loaded and holstered. Competitor is facing downrange with hands loose by the sides.

STAGE PROCEDURE: On signal shoot at targets T1 & T2 with 2 scoring hits each and fell PP1-PP5 as seen and in any order from within box 'A'.
Note: Felling PP2 & PP5 will expose targets T1 & T2.

SCORING
SCORING: Comstock, 9 rounds, 45 points
TARGETS: 2 IPSC, 5 steel.
SCORED HITS: Best 2 per IPSC, steel=1A.
START-STOP: Audible - Last shot
PENALTIES: Procedural. -10
No-shoot hit. -10
Miss. -10



SETUP NOTES: No popper will be set closer than 10 metres.

RO NOTES:

STAGE TWO

RANGE TWO

RULES: Latest edition rulebook

COURSE DESIGNER: Bill Campbell

START POSITION: Seated at table, handgun **HAS MAGAZINE INSERTED BUT NO ROUND IN THE CHAMBER AND HAMMER IS DOWN.** It is then placed on table in marked position, muzzle pointing downrange. Shooter is seated on chair, hands on knees, back against the chair backrest. All magazines are on shooters belt pouches as normal.

Revolvers are loaded with cylinder left **OPEN.**

STAGE PROCEDURE: On signal, retrieve handgun, load and shoot at targets T1-T2 with a minimum of 2 scoring shots each and fell MP1-MP5 from behind fault line.

SCORING

SCORING: Comstock, 9 rounds, 45 points

TARGETS: 2 IPSC, 5 Mini poppers

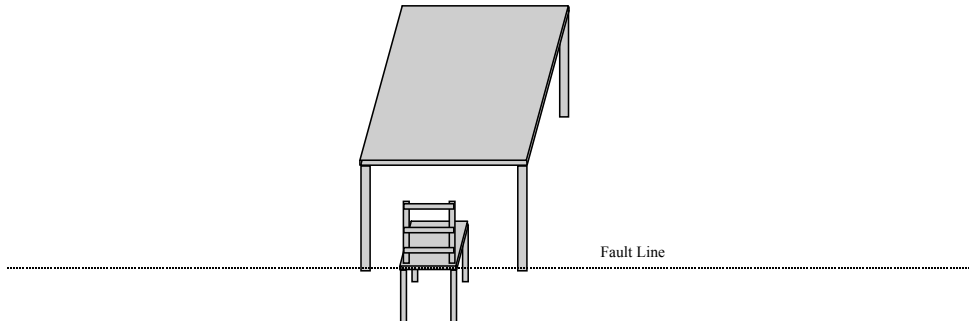
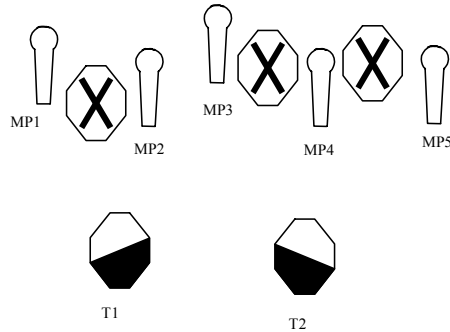
SCORED HITS: Best 2 per IPSC, Steel =1 A.

START-STOP: Audible - Last shot

PENALTIES: Procedural. -10

No-shoot hit. -10

Miss. -10



SETUP NOTES: Ensure that all poppers are a minimum of 10 meters from shooter

RO NOTES: Check popper distance to ensure shooter is no closer than 10 meters.

STAGE THREE

RANGE THREE

RULES: Latest edition rulebook.

COURSE DESIGNER: Paul Drakeley/Bill Campbell

START POSITION: Standing at table with hands flat on tabletop in marked positions. Handgun is loaded and holstered.

STAGE PROCEDURE: On signal shoot at targets T1-T7 with a minimum of 2 scoring shots each and fell P1-P2 as seen through ports and from within fault lines.

SCORING

SCORING: Comstock, 16 rounds, 80 points

TARGETS: 7 IPSC, 2 Steel Plates.

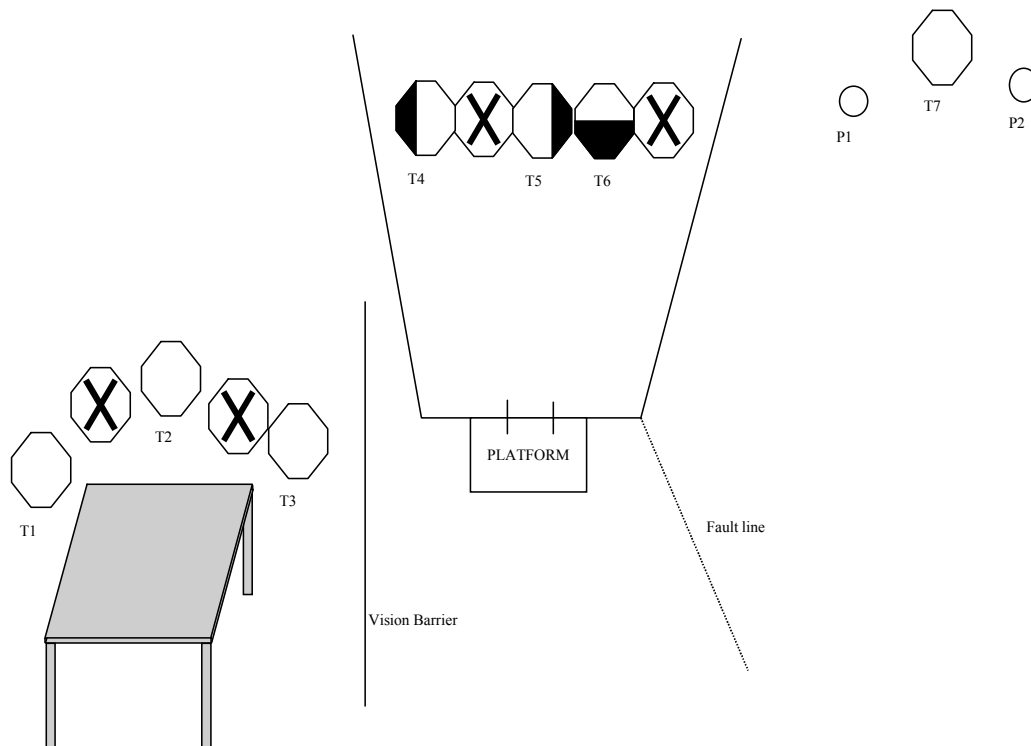
SCORED HITS: Best 2 per IPSC, Steel = 1A.

START-STOP: Audible - Last shot

PENALTIES: Procedural. -10

No-shoot hit. -10

Miss. -10



SETUP NOTES: No plates will be closer than 10 metres to shooter.

RO NOTES:

STAGE FOUR

RANGE FOUR

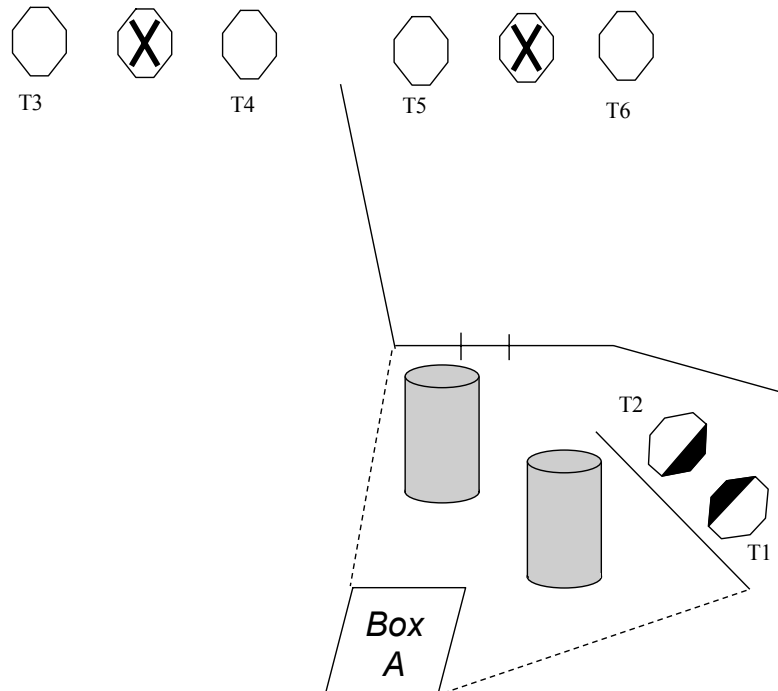
RULES: Latest edition rulebook

COURSE DESIGNER: Bill Campbell

START POSITION: Standing in box 'A', handgun is **UNLOADED** and holstered. Hands are loose by the sides and facing downrange.

STAGE PROCEDURE: On signal, load and shoot at targets T1-T6 with a minimum of two scoring shots each as seen and from within demarcated area.

SCORING
SCORING: Comstock, 12 rounds, 60 points
TARGETS: 6 IPSC,
SCORED HITS: Best 2 per IPSC
START-STOP: Audible - Last shot
PENALTIES: Procedural. -10
No-shoot hit. -10
Miss. -10



SETUP NOTES: Targets will be set up so that there are no more than 8 shots available from any one position. There is a low wall in front of T1 and T2 obscuring them from the start box.

RO NOTES:

STAGE FIVE

RANGE FIVE

RULES: Latest edition rulebook

COURSE DESIGNER: Bill Campbell

START POSITION: Standing in box 'A' with handgun loaded and holstered and hands loose by the sides, facing downrange.

STAGE PROCEDURE: On signal, shoot at targets T1-T13 with a minimum of two scoring shots each and fell PP1-PP6 as seen and from within the demarcated area.

SCORING

SCORING: Comstock, 32 rounds, 160 points

TARGETS: 13 IPSC, 6 steel

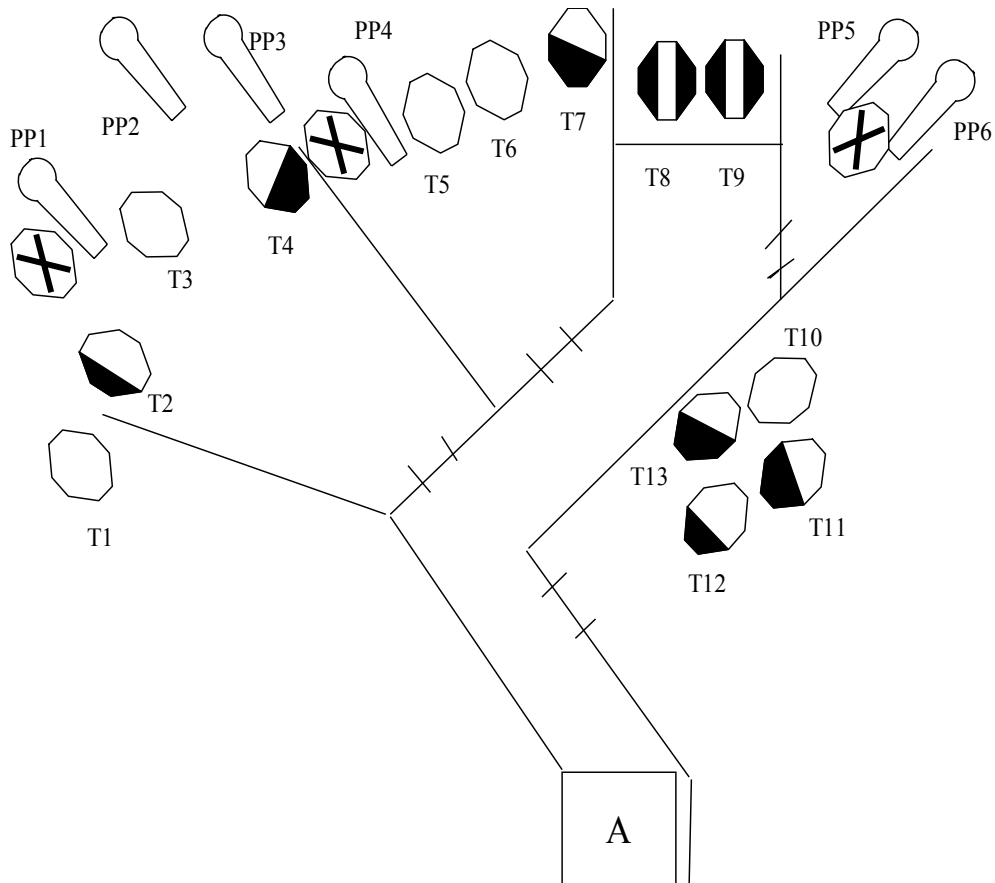
SCORED HITS: Best 2 per IPSC, steel=1A

START-STOP: Audible - Last shot

PENALTIES: Procedural. -10

No-shoot hit. -10

Miss. -10



SETUP NOTES: All poppers to be set to a minimum of 10 meters from shooter.

RO NOTES:

STAGE SIX

RANGE SIX

RULES: Latest edition rulebook.

COURSE DESIGNER: Bill Campbell

START POSITION: Standing at position 'X' facing UPRANGE, handgun is loaded and holstered. Hands are loose by the sides.

STAGE PROCEDURE: On signal, turn, draw and shoot at targets T1-T9 with a minimum of 2 scoring shots each and fell PP1 as seen through various ports and openings.

SCORING

SCORING: Comstock, 19 rounds, 95 points

TARGETS: 9 IPSC, 1 Steel.

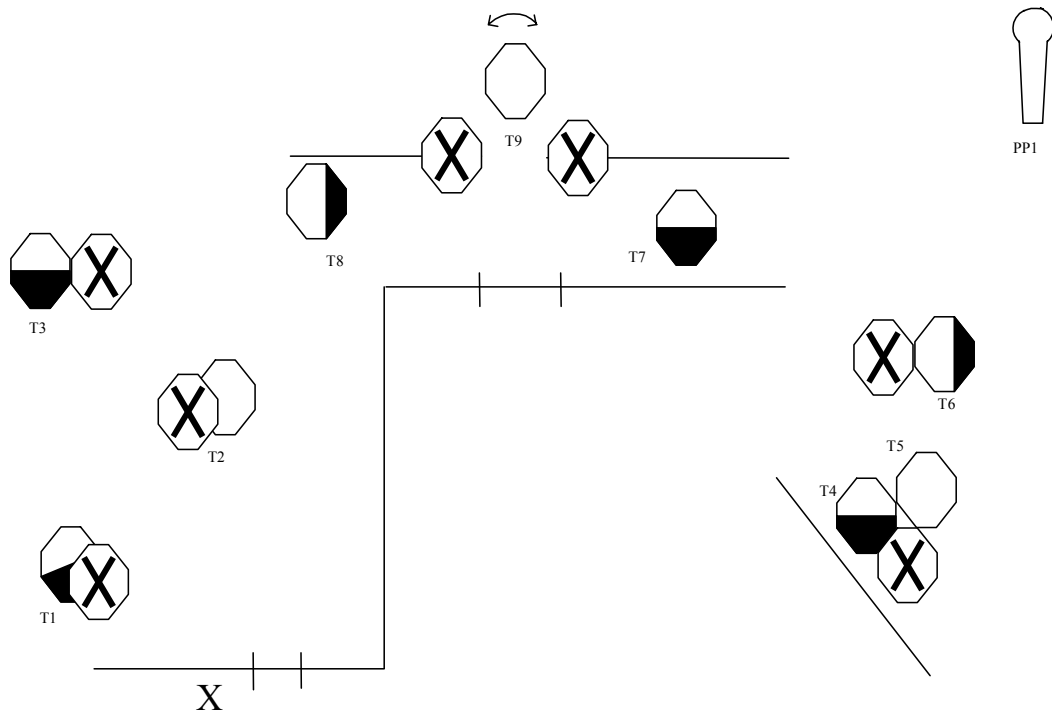
SCORED HITS: Best 2 per IPSC, Steel = 1 A.

START-STOP: Audible - Last shot

PENALTIES: Procedural. -10

No-shoot hit. -10

Miss. -10



SETUP NOTES: Felling PP1 activates swinging target T9. Pepper popper will be a minimum of 10 metres from the shooter.

RO NOTES:

STAGE SEVEN

RANGE SEVEN

RULES: Latest edition rulebook.

COURSE DESIGNER: Paul Drakeley/Bill Campbell

START POSITION: Standing in box 'A', handgun loaded and holstered, facing downrange with hands loose by the sides.

STAGE PROCEDURE: On signal shoot at T1-T10 with a minimum of 2 scoring shots each and fell PP1, MP1 and P1 as seen through ports and openings in any order.

SCORING

SCORING: Comstock, 23 rounds, 115 points

TARGETS: 10 IPSC, 3 Steel.

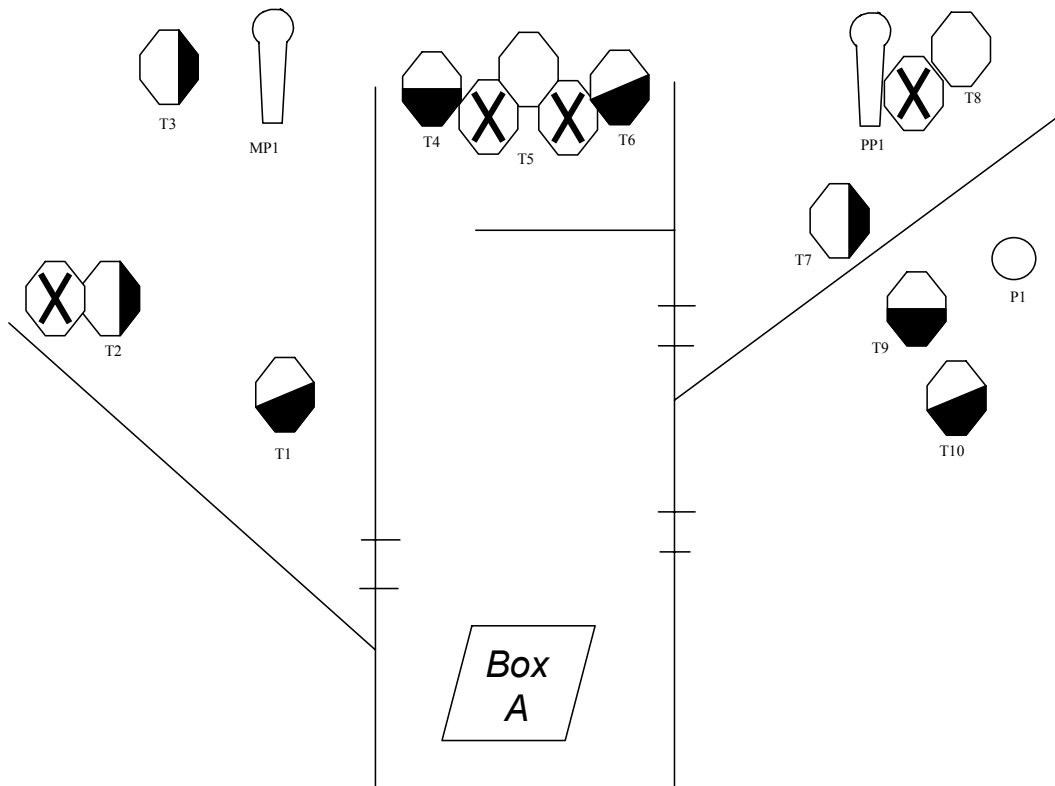
SCORED HITS: Best 2 per IPSC, Steel =1 A.

START-STOP: Audible - Last shot

PENALTIES: Procedural. -10

No-shoot hit. -10

Miss. -10



SETUP NOTES: All poppers and plates to be a minimum of 10 meters from the shooter.

RO NOTES:

STAGE EIGHT

RANGE EIGHT

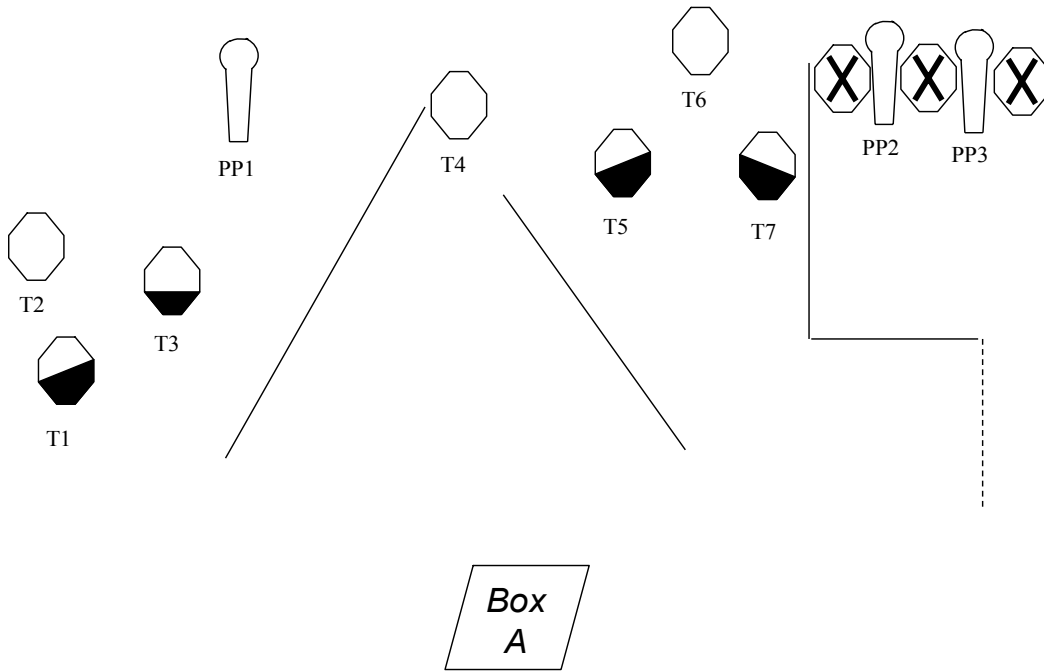
RULES: Latest edition rulebook

COURSE DESIGNER: Bill Campbell

START POSITION: At position 'A' loaded and holstered, hands loose by the sides and facing down range.

STAGE PROCEDURE: On signal shoot at targets T1-T7 with a minimum of two scoring shots each and fell PP1-PP3 as seen and from within the demarcated area.

SCORING
SCORING: Comstock, 17 rounds, 85 points
TARGETS: 7 IPSC, 3 steel
SCORED HITS: Best 2 per IPSC, steel=1A
START-STOP: Audible - Last shot
PENALTIES: Procedural. -10
No-shoot hit. -10
Miss. -10



SETUP NOTES: All poppers to set up at a minimum distance of 10 meters from the shooter.

RO NOTES: