

OPEN -- Overall Stage Results
VSSM2 - 18-19/9/10
Printed September 19, 2010 at 17:05



Stage 1 -- Stage 1

	PTS	TIME	HIT FACTOR	STAGE POINTS	STAGE PERCENT	COMPETITOR # Name
1	83	12.71	6.5303	90.0000	100.00	60 Petts, Doug
2	86	14.12	6.0907	83.9409	93.27	63 Elliott, Craig
3	85	15.36	5.5339	76.2672	84.74	41 Mihaljevic, Darko
4	82	15.47	5.3006	73.0522	81.17	85 Mc Kay, Craig
5	69	13.08	5.2752	72.7028	80.78	13 Fitzgerald, Damien
6	82	15.94	5.1443	70.8982	78.78	22 Schulz, Edward
7	87	17.52	4.9658	68.4377	76.04	90 Moss, Andrew
8	84	17.42	4.8220	66.4571	73.84	32 Sleeth, Terence
9	68	14.21	4.7854	65.9515	73.28	49 Durham, Justin
10	69	14.74	4.6811	64.5151	71.68	30 Samson, Bryan
11	82	18.29	4.4833	61.7888	68.65	35 Opitz, Mic
12	65	14.98	4.3391	59.8014	66.45	21 Williams, Diana
13	78	18.14	4.2999	59.2608	65.85	25 Shuey, Vin
14	87	20.41	4.2626	58.7471	65.27	16 Adriaanse, John
15	85	20.29	4.1893	57.7360	64.15	29 Samson, Michael
16	85	20.75	4.0964	56.4561	62.73	65 Griffin, Sue
17	82	20.28	4.0434	55.7257	61.92	45 Cockburn, Michael
18	52	13.22	3.9334	54.2103	60.23	33 Rohrich, Lee
19	71	18.97	3.7428	51.5823	57.31	9 Campbell, Bill
20	85	23.14	3.6733	50.6251	56.25	38 Brammall, Graham
21	83	22.80	3.6404	50.1711	55.75	73 Sweeney, Bruce
22	81	23.09	3.5080	48.3472	53.72	59 Presutti, Adam
23	82	23.50	3.4894	48.0901	53.43	23 Dickson, Ken
24	85	25.09	3.3878	46.6905	51.88	31 Sleeth, Julie
25	82	24.90	3.2932	45.3863	50.43	10 Campbell, Julie
26	79	25.82	3.0596	42.1678	46.85	97 Rinaldi, Peter
27	38	12.51	3.0376	41.8636	46.52	7 Nowak, Mark
28	49	16.29	3.0080	41.4558	46.06	3 Sullivan (Snr), Joe
29	66	22.35	2.9530	40.6983	45.22	95 Rohrich, Peter
30	51	17.77	2.8700	39.5542	43.95	47 Leeder, John
31	69	24.44	2.8232	38.9097	43.23	1 Sarlija, Ivan
32	73	26.02	2.8055	38.6657	42.96	37 Matthews, Rob
33	69	25.13	2.7457	37.8413	42.05	99 Beckton, Ged
34	76	29.99	2.5342	34.9259	38.81	15 Pohl, David
35	32	22.60	1.4159	19.5142	21.68	4 Moreland, Carol
36	68	64.19	1.0594	14.6000	16.22	103 Vokasinovic, Jacob
37	37	54.88	0.6742	9.2918	10.32	55 Nicholls, Ruth

STANDARD -- Overall Stage Results

VSSM2 - 18-19/9/10

Printed September 19, 2010 at 17:05



Stage 1 -- Stage 1

	PTS	TIME	HIT FACTOR	STAGE POINTS	STAGE PERCENT	COMPETITOR # Name
1	88	13.04	6.7485	90.0000	100.00	51 Loftes, Jonathan
2	81	14.03	5.7733	76.9954	85.55	64 Wilhelm, Bob
3	74	13.62	5.4332	72.4589	80.51	44 Richardson, Lisa
4	80	15.31	5.2253	69.6871	77.43	42 Constable, Tony
5	69	15.00	4.6000	61.3473	68.16	74 Mori, Mario
6	84	20.26	4.1461	55.2939	61.44	70 Joy, Dale
7	85	20.74	4.0984	54.6572	60.73	11 Hatch, Greg
8	66	17.64	3.7415	49.8980	55.44	58 Muscat, Peter
9	66	18.57	3.5541	47.3990	52.67	87 Wolter, Adrian
10	78	22.30	3.4978	46.6474	51.83	86 Toohey, Joel
11	61	17.93	3.4021	45.3719	50.41	79 Angelopoulos, Louie
12	79	23.31	3.3891	45.1983	50.22	36 Colbertaldo, Livio
13	76	23.40	3.2479	43.3147	48.13	48 Lee, Clinton
14	82	26.34	3.1131	41.5179	46.13	67 Pearson, Ben
15	78	26.00	3.0000	40.0091	44.45	20 Dyer, Glen
16	74	25.70	2.8794	38.4004	42.67	108 Biddiscombe, Simon
17	57	20.00	2.8500	38.0086	42.23	66 Ashby, Colin
18	65	23.79	2.7322	36.4381	40.49	39 Opitz, Ben
19	56	21.08	2.6565	35.4287	39.37	75 Lekja, Steve
20	77	29.01	2.6543	35.3981	39.33	28 Brown, Richard
21	54	20.45	2.6406	35.2158	39.13	43 Richardson, Sean
22	65	25.96	2.5039	33.3923	37.10	5 Ziccone, Sebastian
23	59	23.69	2.4905	33.2142	36.90	69 Nicholls, Robert
24	78	34.54	2.2583	30.1169	33.46	54 Pollard, Robert
25	44	20.25	2.1728	28.9778	32.20	81 Pointon, Roger
26	68	31.77	2.1404	28.5449	31.72	52 West, Susan
27	45	23.53	1.9125	25.5052	28.34	78 Reynolds, Dean
28	66	34.98	1.8868	25.1629	27.96	92 Smith, Taylor
29	48	25.47	1.8846	25.1333	27.93	71 Joy, Dan
30	57	31.11	1.8322	24.4350	27.15	84 Jellie, Stephen
31	57	32.79	1.7383	23.1831	25.76	93 Nixon, Anthony
32	57	34.07	1.6730	22.3121	24.79	72 Riordan, Ian
33	52	34.38	1.5125	20.1713	22.41	106 Mc Crae, Colin
34	46	40.92	1.1241	14.9920	16.66	12 Bone, Ken
35	22	19.62	1.1213	14.9541	16.62	100 Lyne, Greg
36	21	20.42	1.0284	13.7152	15.24	27 Buntine, Ryan
37	31	30.29	1.0234	13.6490	15.17	83 Bryce, Paul

PRODUCTION -- Overall Stage Results

VSSM2 - 18-19/9/10


Printed September 19, 2010 at 17:05



Stage 1 -- Stage 1

	PTS	TIME	HIT FACTOR	STAGE POINTS	STAGE PERCENT	COMPETITOR # Name
1	80	16.65	4.8048	90.0000	100.00	88 Tueno, Gary
2	84	19.39	4.3321	81.1462	90.16	8 Ellis, Chris
3	61	16.86	3.6180	67.7702	75.30	107 Sullivan (Jnr), Joseph
4	78	21.79	3.5796	67.0508	74.50	68 Scott, Darren
5	76	21.38	3.5547	66.5844	73.98	34 Whitfield, Simon
6	68	19.13	3.5546	66.5826	73.98	96 Twemlow, Ross
7	48	13.84	3.4682	64.9639	72.18	53 Langley, Paul
8	55	17.24	3.1903	59.7575	66.40	89 Hendrickson, Rick
9	63	20.64	3.0523	57.1739	63.53	77 Cicolini, Paul
10	68	24.42	2.7846	52.1591	57.95	18 O'Connor, Robert
11	67	25.60	2.6172	49.0232	54.47	6 Cilia, Noel
12	63	25.66	2.4552	45.9887	51.10	109 Winnik, Daniel
13	61	25.89	2.3561	44.1331	49.04	2 Tanner, John
14	46	20.38	2.2571	42.2786	46.98	101 King, Geoff
15	65	30.74	2.1145	39.6074	44.01	24 Chitty, Jo
16	59	28.48	2.0716	38.8042	43.12	61 Thorogood, Stuart
17	54	28.58	1.8894	35.3914	39.32	94 Rudeforth, Martin
18	67	35.52	1.8863	35.3320	39.26	26 Moss, John
19	33	18.20	1.8132	33.9633	37.74	105 Docherty, Terry
20	35	19.49	1.7958	33.6374	37.37	50 Hooper, Boyd
21	40	23.68	1.6892	31.6406	35.16	56 Smith, Greg
22	48	32.01	1.4995	28.0881	31.21	80 Angelopoulos, James
23	46	34.81	1.3215	24.7526	27.50	62 Thorogood, James
24	44	34.44	1.2776	23.9307	26.59	82 Marks, Robert
25	27	22.70	1.1894	22.2795	24.75	17 Pallone, Stephen
26	40	34.63	1.1551	21.6359	24.04	14 Craig, Jon
27	52	45.15	1.1517	21.5731	23.97	102 Moon, Greg
28	14	30.39	0.4607	8.6291	9.59	98 Filzek, Sebastian
29	0	24.87	0.0000	0.0000	0.00	104 Harris, Graham

OPEN -- Overall Stage Results
VSSM2 - 18-19/9/10
Printed September 19, 2010 at 17:05




Stage 2 -- Stage 2

	PTS	TIME	HIT FACTOR	STAGE POINTS	STAGE PERCENT	COMPETITOR # Name
1	69	10.35	6.6667	70.0000	100.00	13 Fitzgerald, Damien
2	65	9.77	6.6530	69.8567	99.80	49 Durham, Justin
3	68	10.40	6.5385	68.6538	98.08	63 Elliott, Craig
4	66	10.23	6.4516	67.7419	96.77	60 Petts, Doug
5	63	10.02	6.2874	66.0180	94.31	85 Mc Kay, Craig
6	69	10.99	6.2784	65.9236	94.18	9 Campbell, Bill
7	67	10.72	6.2500	65.6250	93.75	7 Nowak, Mark
8	67	11.75	5.7021	59.8723	85.53	90 Moss, Andrew
9	68	12.06	5.6385	59.2040	84.58	33 Rohrich, Lee
10	61	11.17	5.4611	57.3411	81.92	21 Williams, Diana
11	69	12.71	5.4288	57.0024	81.43	1 Sarlija, Ivan
12	68	13.22	5.1437	54.0091	77.16	35 Opitz, Mic
13	67	13.11	5.1106	53.6613	76.66	30 Samson, Bryan
14	59	11.61	5.0818	53.3592	76.23	45 Cockburn, Michael
15	65	12.98	5.0077	52.5809	75.12	32 Sleeth, Terence
16	62	12.61	4.9167	51.6257	73.75	25 Shuey, Vin
17	63	13.44	4.6875	49.2188	70.31	41 Mihaljevic, Darko
18	70	15.05	4.6512	48.8372	69.77	22 Schulz, Edward
19	67	14.60	4.5890	48.1849	68.84	38 Brammall, Graham
20	61	13.31	4.5830	48.1217	68.75	47 Leeder, John
21	65	14.88	4.3683	45.8669	65.52	3 Sullivan (Snr), Joe
22	67	15.83	4.2325	44.4409	63.49	29 Samson, Michael
23	70	17.15	4.0816	42.8571	61.22	37 Matthews, Rob
24	67	17.21	3.8931	40.8774	58.40	16 Adriaanse, John
25	63	16.28	3.8698	40.6327	58.05	65 Griffin, Sue
26	67	17.67	3.7917	39.8132	56.88	59 Presutti, Adam
27	62	16.45	3.7690	39.5745	56.53	10 Campbell, Julie
28	70	19.00	3.6842	38.6842	55.26	15 Pohl, David
29	65	17.91	3.6293	38.1072	54.44	31 Sleeth, Julie
30	68	18.90	3.5979	37.7778	53.97	99 Beckton, Ged
31	64	18.01	3.5536	37.3126	53.30	97 Rinaldi, Peter
32	64	18.88	3.3898	35.5932	50.85	23 Dickson, Ken
33	68	20.38	3.3366	35.0344	50.05	73 Sweeney, Bruce
34	64	22.78	2.8095	29.4996	42.14	95 Rohrich, Peter
35	66	38.88	1.6975	17.8241	25.46	55 Nicholls, Ruth
36	32	37.86	0.8452	8.8748	12.68	4 Moreland, Carol
37	8	43.36	0.1845	1.9373	2.77	103 Vokasinovic, Jacob

STANDARD -- Overall Stage Results

VSSM2 - 18-19/9/10

Printed September 19, 2010 at 17:05




Stage 2 -- Stage 2

	PTS	TIME	HIT FACTOR	STAGE POINTS	STAGE PERCENT	COMPETITOR # Name
1	65	9.62	6.7568	70.0000	100.00	51 Loftes, Jonathan
2	65	9.89	6.5723	68.0890	97.27	64 Wilhelm, Bob
3	69	10.67	6.4667	66.9953	95.71	74 Mori, Mario
4	64	10.08	6.3492	65.7778	93.97	42 Constable, Tony
5	60	10.58	5.6711	58.7524	83.93	78 Reynolds, Dean
6	66	11.90	5.5462	57.4588	82.08	11 Hatch, Greg
7	61	11.47	5.3182	55.0968	78.71	81 Pointon, Roger
8	62	11.71	5.2946	54.8523	78.36	75 Lekja, Steve
9	61	12.06	5.0580	52.4013	74.86	27 Buntine, Ryan
10	66	13.17	5.0114	51.9180	74.17	70 Joy, Dale
11	64	12.78	5.0078	51.8811	74.12	66 Ashby, Colin
12	66	13.58	4.8601	50.3505	71.93	87 Wolter, Adrian
13	65	13.43	4.8399	50.1415	71.63	43 Richardson, Sean
14	68	14.73	4.6164	47.8262	68.32	39 Opitz, Ben
15	66	15.01	4.3971	45.5536	65.08	28 Brown, Richard
16	67	15.55	4.3087	44.6379	63.77	20 Dyer, Glen
17	66	16.25	4.0615	42.0775	60.11	79 Angelopoulos, Louie
18	56	14.15	3.9576	41.0007	58.57	48 Lee, Clinton
19	49	12.40	3.9516	40.9387	58.48	58 Muscat, Peter
20	50	12.82	3.9002	40.4056	57.72	67 Pearson, Ben
21	64	16.58	3.8601	39.9904	57.13	108 Biddiscombe, Simon
22	62	17.26	3.5921	37.2144	53.16	52 West, Susan
23	47	13.72	3.4257	35.4898	50.70	100 Lyne, Greg
24	60	17.75	3.3803	35.0197	50.03	86 Toohey, Joel
25	68	21.10	3.2227	33.3877	47.70	54 Pollard, Robert
26	66	20.66	3.1946	33.0958	47.28	5 Ziccone, Sebastian
27	43	13.60	3.1618	32.7559	46.79	69 Nicholls, Robert
28	42	13.36	3.1437	32.5689	46.53	36 Colbertaldo, Livio
29	62	19.82	3.1282	32.4077	46.30	44 Richardson, Lisa
30	64	20.87	3.0666	31.7700	45.39	83 Bryce, Paul
31	70	24.38	2.8712	29.7457	42.49	71 Joy, Dan
32	62	22.80	2.7193	28.1719	40.25	106 Mc Crae, Colin
33	51	19.14	2.6646	27.6050	39.44	93 Nixon, Anthony
34	64	26.17	2.4455	25.3359	36.19	72 Riordan, Ian
35	58	25.18	2.3034	23.8634	34.09	84 Jellie, Stephen
36	64	29.34	2.1813	22.5985	32.28	12 Bone, Ken
37	60	36.56	1.6411	17.0022	24.29	92 Smith, Taylor

PRODUCTION -- Overall Stage Results

VSSM2 - 18-19/9/10


Printed September 19, 2010 at 17:05



Stage 2 -- Stage 2

	PTS	TIME	HIT FACTOR	STAGE POINTS	STAGE PERCENT	COMPETITOR # Name
1	64	10.24	6.2500	70.0000	100.00	53 Langley, Paul
2	62	11.24	5.5160	61.7794	88.26	50 Hooper, Boyd
3	60	11.44	5.2448	58.7413	83.92	88 Tueno, Gary
4	60	11.59	5.1769	57.9810	82.83	89 Hendrickson, Rick
5	62	12.65	4.9012	54.8933	78.42	2 Tanner, John
6	62	13.15	4.7148	52.8061	75.44	107 Sullivan (Jnr), Joseph
7	58	13.32	4.3544	48.7688	69.67	34 Whitfield, Simon
8	66	15.97	4.1327	46.2868	66.12	6 Cilia, Noel
9	58	14.05	4.1281	46.2349	66.05	101 King, Geoff
10	45	10.92	4.1209	46.1538	65.93	68 Scott, Darren
11	60	15.26	3.9318	44.0367	62.91	109 Winnik, Daniel
12	58	15.12	3.8360	42.9630	61.38	17 Pallone, Stephen
13	60	16.09	3.7290	41.7651	59.66	18 O'Connor, Robert
14	43	11.76	3.6565	40.9524	58.50	8 Ellis, Chris
15	68	19.20	3.5417	39.6667	56.67	14 Craig, Jon
16	62	17.67	3.5088	39.2982	56.14	61 Thorogood, Stuart
17	53	15.48	3.4238	38.3463	54.78	77 Cicolini, Paul
18	66	20.01	3.2984	36.9415	52.77	62 Thorogood, James
19	68	21.18	3.2106	35.9585	51.37	94 Rudeforth, Martin
20	68	21.27	3.1970	35.8063	51.15	26 Moss, John
21	51	16.72	3.0502	34.1627	48.80	80 Angelopoulos, James
22	64	21.75	2.9425	32.9563	47.08	104 Harris, Graham
23	42	14.30	2.9371	32.8951	46.99	56 Smith, Greg
24	28	10.51	2.6641	29.8382	42.63	105 Docherty, Terry
25	58	23.98	2.4187	27.0892	38.70	82 Marks, Robert
26	32	13.30	2.4060	26.9474	38.50	96 Twemlow, Ross
27	66	28.92	2.2822	25.5602	36.51	24 Chitty, Jo
28	49	28.65	1.7103	19.1553	27.36	98 Filzek, Sebastian
29	0	0.00	0.0000	0.0000	0.00	102 Moon, Greg

OPEN -- Overall Stage Results
 VSSM2 - 18-19/9/10
 Printed September 19, 2010 at 17:05



Stage 3 -- Stage 3

	PTS	TIME	HIT FACTOR	STAGE POINTS	STAGE PERCENT	COMPETITOR # Name
1	134	21.44	6.2500	160.0000	100.00	60 Petts, Doug
2	146	23.40	6.2393	159.7265	99.83	41 Mihaljevic, Darko
3	147	23.76	6.1869	158.3838	98.99	49 Durham, Justin
4	151	24.51	6.1608	157.7152	98.57	85 Mc Kay, Craig
5	147	24.53	5.9927	153.4121	95.88	90 Moss, Andrew
6	153	27.15	5.6354	144.2652	90.17	7 Nowak, Mark
7	152	27.04	5.6213	143.9053	89.94	33 Rohrich, Lee
8	133	23.70	5.6118	143.6624	89.79	22 Schulz, Edward
9	147	26.82	5.4810	140.3132	87.70	45 Cockburn, Michael
10	148	27.05	5.4713	140.0665	87.54	21 Williams, Diana
11	140	25.60	5.4688	140.0000	87.50	32 Sleeth, Terence
12	137	25.56	5.3599	137.2144	85.76	63 Elliott, Craig
13	146	27.42	5.3246	136.3093	85.19	30 Samson, Bryan
14	152	30.10	5.0498	129.2757	80.80	29 Samson, Michael
15	145	29.67	4.8871	125.1095	78.19	9 Campbell, Bill
16	134	27.67	4.8428	123.9754	77.48	13 Fitzgerald, Damien
17	147	31.85	4.6154	118.1538	73.85	16 Adriaanse, John
18	127	28.94	4.3884	112.3428	70.21	59 Presutti, Adam
19	160	37.68	4.2463	108.7049	67.94	38 Brammall, Graham
20	124	30.72	4.0365	103.3333	64.58	25 Shuey, Vin
21	151	40.74	3.7064	94.8846	59.30	3 Sullivan (Snr), Joe
22	155	41.91	3.6984	94.6791	59.17	37 Matthews, Rob
23	153	42.29	3.6179	92.6176	57.89	10 Campbell, Julie
24	144	43.41	3.3172	84.9205	53.08	95 Rohrich, Peter
25	124	37.58	3.2996	84.4705	52.79	35 Opitz, Mic
26	150	45.60	3.2895	84.2105	52.63	65 Griffin, Sue
27	150	45.93	3.2658	83.6055	52.25	31 Sleeth, Julie
28	121	38.34	3.1560	80.7929	50.50	47 Leeder, John
29	132	42.68	3.0928	79.1753	49.48	23 Dickson, Ken
30	139	47.63	2.9183	74.7092	46.69	73 Sweeney, Bruce
31	141	50.09	2.8149	72.0623	45.04	15 Pohl, David
32	111	40.31	2.7537	70.4937	44.06	97 Rinaldi, Peter
33	111	41.61	2.6676	68.2913	42.68	1 Sarlija, Ivan
34	130	51.27	2.5356	64.9113	40.57	4 Moreland, Carol
35	125	50.75	2.4631	63.0542	39.41	99 Beckton, Ged
36	152	86.99	1.7473	44.7316	27.96	103 Vokasinovic, Jacob
37	115	128.98	0.8916	22.8252	14.27	55 Nicholls, Ruth

STANDARD -- Overall Stage Results

VSSM2 - 18-19/9/10

Printed September 19, 2010 at 17:06



Stage 3 -- Stage 3

	PTS	TIME	HIT FACTOR	STAGE POINTS	STAGE PERCENT	COMPETITOR # Name
1	149	20.83	7.1531	160.0000	100.00	51 Loftes, Jonathan
2	155	22.71	6.8252	152.6643	95.42	42 Constable, Tony
3	151	25.39	5.9472	133.0262	83.14	74 Mori, Mario
4	124	22.99	5.3936	120.6440	75.40	64 Wilhelm, Bob
5	137	30.23	4.5319	101.3691	63.36	58 Muscat, Peter
6	119	26.47	4.4957	100.5579	62.85	79 Angelopoulos, Louie
7	139	34.67	4.0092	89.6776	56.05	66 Ashby, Colin
8	150	37.51	3.9989	89.4473	55.90	71 Joy, Dan
9	146	36.67	3.9815	89.0564	55.66	48 Lee, Clinton
10	111	28.18	3.9390	88.1059	55.07	78 Reynolds, Dean
11	129	32.77	3.9365	88.0514	55.03	100 Lyne, Greg
12	133	34.15	3.8946	87.1132	54.45	75 Lekja, Steve
13	143	36.80	3.8859	86.9183	54.32	28 Brown, Richard
14	121	32.80	3.6890	82.5153	51.57	43 Richardson, Sean
15	140	39.01	3.5888	80.2740	50.17	70 Joy, Dale
16	121	34.60	3.4971	78.2226	48.89	81 Pointon, Roger
17	133	38.22	3.4799	77.8366	48.65	93 Nixon, Anthony
18	124	35.80	3.4637	77.4750	48.42	11 Hatch, Greg
19	127	37.40	3.3957	75.9548	47.47	69 Nicholls, Robert
20	119	38.89	3.0599	68.4435	42.78	27 Buntine, Ryan
21	110	38.23	2.8773	64.3593	40.22	87 Wolter, Adrian
22	134	46.86	2.8596	63.9625	39.98	52 West, Susan
23	114	41.80	2.7273	61.0031	38.13	67 Pearson, Ben
24	132	49.49	2.6672	59.6595	37.29	83 Bryce, Paul
25	125	47.88	2.6107	58.3954	36.50	20 Dyer, Glen
26	134	51.66	2.5939	58.0194	36.26	108 Biddiscombe, Simon
27	120	46.69	2.5701	57.4884	35.93	36 Colbertaldo, Livio
28	129	50.93	2.5329	56.6551	35.41	84 Jellie, Stephen
29	122	48.97	2.4913	55.7253	34.83	86 Toohey, Joel
30	148	73.50	2.0136	45.0399	28.15	39 Opitz, Ben
31	74	44.77	1.6529	36.9715	23.11	72 Riordan, Ian
32	115	72.57	1.5847	35.4457	22.15	5 Ziccone, Sebastian
33	135	87.97	1.5346	34.3259	21.45	54 Pollard, Robert
34	98	64.11	1.5286	34.1919	21.37	12 Bone, Ken
35	116	81.22	1.4282	31.9461	19.97	106 Mc Crae, Colin
36	78	78.45	0.9943	22.2395	13.90	92 Smith, Taylor
37	30	62.79	0.4778	10.6869	6.68	44 Richardson, Lisa

PRODUCTION -- Overall Stage Results

VSSM2 - 18-19/9/10

Printed September 19, 2010 at 17:06



Stage 3 -- Stage 3

	PTS	TIME	HIT FACTOR	STAGE POINTS	STAGE PERCENT	COMPETITOR # Name
1	144	26.99	5.3353	160.0000	100.00	89 Hendrickson, Rick
2	129	25.14	5.1313	153.8809	96.18	88 Tueno, Gary
3	146	29.97	4.8715	146.0920	91.31	34 Whitfield, Simon
4	142	29.97	4.7381	142.0895	88.81	53 Langley, Paul
5	146	31.00	4.7097	141.2380	88.27	8 Ellis, Chris
6	123	27.40	4.4891	134.6216	84.14	107 Sullivan (Jnr), Joseph
7	116	27.20	4.2647	127.8938	79.93	68 Scott, Darren
8	146	36.32	4.0198	120.5500	75.34	50 Hooper, Boyd
9	144	38.74	3.7171	111.4713	69.67	6 Cilia, Noel
10	116	34.57	3.3555	100.6280	62.89	77 Cicolini, Paul
11	146	46.07	3.1691	95.0375	59.40	2 Tanner, John
12	123	38.88	3.1636	94.8723	59.30	17 Pallone, Stephen
13	96	33.01	2.9082	87.2140	54.51	96 Twemlow, Ross
14	100	35.14	2.8458	85.3412	53.34	109 Winnik, Daniel
15	108	38.04	2.8391	85.1420	53.21	18 O'Connor, Robert
16	158	58.64	2.6944	80.8023	50.50	94 Rudeforth, Martin
17	139	52.30	2.6577	79.7028	49.81	61 Thorogood, Stuart
18	121	46.82	2.5844	77.5023	48.44	101 King, Geoff
19	91	38.33	2.3741	71.1972	44.50	105 Docherty, Terry
20	150	65.58	2.2873	68.5931	42.87	26 Moss, John
21	120	54.50	2.2018	66.0306	41.27	24 Chitty, Jo
22	120	54.91	2.1854	65.5375	40.96	14 Craig, Jon
23	107	50.98	2.0989	62.9425	39.34	62 Thorogood, James
24	86	46.69	1.8419	55.2376	34.52	80 Angelopoulos, James
25	97	53.44	1.8151	54.4334	34.02	104 Harris, Graham
26	129	81.69	1.5791	47.3567	29.60	82 Marks, Robert
27	74	63.90	1.1581	34.7289	21.71	98 Filzek, Sebastian
28	8	53.10	0.1507	4.5181	2.82	56 Smith, Greg
29	0	0.00	0.0000	0.0000	0.00	102 Moon, Greg

OPEN -- Overall Stage Results
VSSM2 - 18-19/9/10
Printed September 19, 2010 at 17:06



Stage 4 -- Stage 4

	PTS	TIME	HIT FACTOR	STAGE POINTS	STAGE PERCENT	COMPETITOR # Name
1	43	7.49	5.7410	45.0000	100.00	90 Moss, Andrew
2	42	7.70	5.4545	42.7548	95.01	85 Mc Kay, Craig
3	43	8.32	5.1683	40.5108	90.02	60 Petts, Doug
4	43	8.70	4.9425	38.7414	86.09	33 Rohrich, Lee
5	39	8.20	4.7561	37.2801	82.84	30 Samson, Bryan
6	44	10.71	4.1083	32.2025	71.56	63 Elliott, Craig
7	41	10.03	4.0877	32.0412	71.20	49 Durham, Justin
8	44	11.26	3.9076	30.6295	68.07	21 Williams, Diana
9	41	10.55	3.8863	30.4619	67.69	9 Campbell, Bill
10	39	10.15	3.8424	30.1179	66.93	35 Opitz, Mic
11	45	11.95	3.7657	29.5169	65.59	59 Presutti, Adam
12	40	11.07	3.6134	28.3229	62.94	32 Sleeth, Terence
13	20	7.44	2.6882	21.0709	46.82	13 Fitzgerald, Damien
14	40	14.90	2.6846	21.0426	46.76	3 Sullivan (Snr), Joe
15	24	9.10	2.6374	20.6726	45.94	41 Mihaljevic, Darko
16	26	10.12	2.5692	20.1381	44.75	7 Nowak, Mark
17	39	16.06	2.4284	19.0347	42.30	47 Leeder, John
18	24	10.29	2.3324	18.2819	40.63	22 Schulz, Edward
19	27	11.84	2.2804	17.8747	39.72	29 Samson, Michael
20	44	19.89	2.2122	17.3398	38.53	65 Griffin, Sue
21	39	17.95	2.1727	17.0304	37.85	45 Cockburn, Michael
22	41	21.11	1.9422	15.2237	33.83	97 Rinaldi, Peter
23	25	13.84	1.8064	14.1589	31.46	23 Dickson, Ken
24	25	13.85	1.8051	14.1487	31.44	31 Sleeth, Julie
25	32	17.87	1.7907	14.0363	31.19	10 Campbell, Julie
26	38	21.23	1.7899	14.0301	31.18	25 Shuey, Vin
27	35	21.00	1.6667	13.0640	29.03	15 Pohl, David
28	23	13.95	1.6487	12.9235	28.72	38 Brammall, Graham
29	35	22.96	1.5244	11.9487	26.55	37 Matthews, Rob
30	37	24.72	1.4968	11.7322	26.07	16 Adriaanse, John
31	19	12.86	1.4774	11.5808	25.74	99 Beckton, Ged
32	31	21.16	1.4650	11.4834	25.52	4 Moreland, Carol
33	25	17.99	1.3897	10.8927	24.21	1 Sarlija, Ivan
34	37	32.24	1.1476	8.9957	19.99	73 Sweeney, Bruce
35	18	40.65	0.4428	3.4709	7.71	55 Nicholls, Ruth
36	11	33.62	0.3272	2.5646	5.70	103 Vokasinovic, Jacob
37	0	28.33	0.0000	0.0000	0.00	95 Rohrich, Peter

STANDARD -- Overall Stage Results

VSSM2 - 18-19/9/10

Printed September 19, 2010 at 17:06



Stage 4 -- Stage 4

	PTS	TIME	HIT FACTOR	STAGE POINTS	STAGE PERCENT	COMPETITOR # Name
1	41	9.74	4.2094	45.0000	100.00	42 Constable, Tony
2	34	8.37	4.0621	43.4251	96.50	70 Joy, Dale
3	41	10.77	3.8069	40.6964	90.44	74 Mori, Mario
4	40	12.56	3.1847	34.0454	75.66	81 Pointon, Roger
5	37	11.70	3.1624	33.8068	75.13	75 Lekja, Steve
6	27	9.16	2.9476	31.5105	70.02	64 Wilhelm, Bob
7	35	13.19	2.6535	28.3668	63.04	67 Pearson, Ben
8	42	17.00	2.4706	26.4112	58.69	36 Colbertaldo, Livio
9	45	18.29	2.4604	26.3019	58.45	11 Hatch, Greg
10	39	17.26	2.2596	24.1552	53.68	28 Brown, Richard
11	44	19.50	2.2564	24.1216	53.60	43 Richardson, Sean
12	40	19.04	2.1008	22.4585	49.91	51 Loftes, Jonathan
13	30	16.26	1.8450	19.7237	43.83	100 Lyne, Greg
14	36	21.95	1.6401	17.5330	38.96	48 Lee, Clinton
15	22	15.14	1.4531	15.5340	34.52	71 Joy, Dan
16	26	19.14	1.3584	14.5218	32.27	86 Toohey, Joel
17	32	24.47	1.3077	13.9799	31.07	54 Pollard, Robert
18	37	29.05	1.2737	13.6158	30.26	52 West, Susan
19	35	32.25	1.0853	11.6018	25.78	44 Richardson, Lisa
20	13	18.51	0.7023	7.5080	16.68	87 Wolter, Adrian
21	9	13.90	0.6475	6.9217	15.38	79 Angelopoulos, Louie
22	7	11.40	0.6140	6.5642	14.59	58 Muscat, Peter
23	16	36.73	0.4356	4.6568	10.35	92 Smith, Taylor
24	8	21.88	0.3656	3.9087	8.69	84 Jellie, Stephen
25	5	14.08	0.3551	3.7963	8.44	66 Ashby, Colin
26	6	21.49	0.2792	2.9847	6.63	27 Buntine, Ryan
27	5	18.05	0.2770	2.9613	6.58	69 Nicholls, Robert
28	1	23.33	0.0429	0.4582	1.02	12 Bone, Ken
29	0	22.62	0.0000	0.0000	0.00	5 Ziccone, Sebastian
30	0	35.96	0.0000	0.0000	0.00	72 Riordan, Ian
31	0	29.46	0.0000	0.0000	0.00	93 Nixon, Anthony
32	0	22.29	0.0000	0.0000	0.00	39 Opitz, Ben
33	0	13.74	0.0000	0.0000	0.00	20 Dyer, Glen
34	0	37.69	0.0000	0.0000	0.00	83 Bryce, Paul
35	0	66.24	0.0000	0.0000	0.00	106 Mc Crae, Colin
36	0	20.82	0.0000	0.0000	0.00	108 Biddiscombe, Simon
37	0	19.64	0.0000	0.0000	0.00	78 Reynolds, Dean

PRODUCTION -- Overall Stage Results

VSSM2 - 18-19/9/10

Printed September 19, 2010 at 17:06



Stage 4 -- Stage 4

	PTS	TIME	HIT FACTOR	STAGE POINTS	STAGE PERCENT	COMPETITOR # Name
1	33	14.65	2.2526	45.0000	100.00	107 Sullivan (Jnr), Joseph
2	41	19.65	2.0865	41.6829	92.63	8 Ellis, Chris
3	38	19.49	1.9497	38.9500	86.56	50 Hooper, Boyd
4	27	14.81	1.8231	36.4204	80.93	18 O'Connor, Robert
5	24	14.49	1.6563	33.0887	73.53	68 Scott, Darren
6	26	16.06	1.6189	32.3418	71.87	53 Langley, Paul
7	31	25.16	1.2321	24.6143	54.70	89 Hendrickson, Rick
8	26	21.16	1.2287	24.5467	54.55	34 Whitfield, Simon
9	35	28.74	1.2178	24.3286	54.06	77 Cicolini, Paul
10	32	27.77	1.1523	23.0203	51.16	96 Twemlow, Ross
11	32	31.33	1.0214	20.4045	45.34	80 Angelopoulos, James
12	15	14.86	1.0094	20.1655	44.81	62 Thorogood, James
13	22	23.66	0.9298	18.5757	41.28	94 Rudeforth, Martin
14	18	20.00	0.9000	17.9795	39.95	101 King, Geoff
15	18	20.51	0.8776	17.5325	38.96	26 Moss, John
16	11	13.29	0.8277	16.5350	36.74	2 Tanner, John
17	35	46.66	0.7501	14.9851	33.30	14 Craig, Jon
18	17	23.37	0.7274	14.5320	32.29	17 Pallone, Stephen
19	9	14.89	0.6044	12.0749	26.83	82 Marks, Robert
20	11	20.06	0.5484	10.9546	24.34	88 Tueno, Gary
21	7	13.34	0.5247	10.4828	23.30	6 Cilia, Noel
22	7	26.20	0.2672	5.3374	11.86	61 Thorogood, Stuart
23	1	22.23	0.0450	0.8987	2.00	109 Winnik, Daniel
24	0	20.87	0.0000	0.0000	0.00	104 Harris, Graham
25	0	0.00	0.0000	0.0000	0.00	102 Moon, Greg
26	0	24.60	0.0000	0.0000	0.00	56 Smith, Greg
27	0	22.96	0.0000	0.0000	0.00	105 Docherty, Terry
28	0	20.49	0.0000	0.0000	0.00	24 Chitty, Jo
29	0	44.57	0.0000	0.0000	0.00	98 Filzek, Sebastian

OPEN -- Overall Stage Results
VSSM2 - 18-19/9/10
Printed September 19, 2010 at 17:06



Stage 5 -- Stage 5

	PTS	TIME	HIT FACTOR	STAGE POINTS	STAGE PERCENT	COMPETITOR # Name
1	88	19.54	4.5036	90.0000	100.00	41 Mihaljevic, Darko
2	87	20.43	4.2584	85.1011	94.56	90 Moss, Andrew
3	89	21.45	4.1492	82.9177	92.13	22 Schulz, Edward
4	86	20.92	4.1109	82.1526	91.28	9 Campbell, Bill
5	88	21.64	4.0665	81.2662	90.30	59 Presutti, Adam
6	89	22.49	3.9573	79.0833	87.87	33 Rohrich, Lee
7	82	20.98	3.9085	78.1075	86.79	7 Nowak, Mark
8	85	23.99	3.5431	70.8065	78.67	21 Williams, Diana
9	70	20.07	3.4878	69.7004	77.44	60 Petts, Doug
10	86	24.70	3.4818	69.5802	77.31	45 Cockburn, Michael
11	90	26.09	3.4496	68.9371	76.60	23 Dickson, Ken
12	86	25.16	3.4181	68.3081	75.90	13 Fitzgerald, Damien
13	89	27.74	3.2084	64.1162	71.24	65 Griffin, Sue
14	90	28.21	3.1904	63.7564	70.84	29 Samson, Michael
15	86	27.61	3.1148	62.2467	69.16	63 Elliott, Craig
16	89	29.09	3.0595	61.1407	67.93	38 Brammall, Graham
17	88	29.09	3.0251	60.4538	67.17	47 Leeder, John
18	84	27.97	3.0032	60.0166	66.69	25 Shuey, Vin
19	89	30.24	2.9431	58.8156	65.35	3 Sullivan (Snr), Joe
20	86	29.42	2.9232	58.4171	64.91	49 Durham, Justin
21	90	30.80	2.9221	58.3951	64.88	32 Sleeth, Terence
22	89	32.51	2.7376	54.7088	60.79	85 Mc Kay, Craig
23	85	32.41	2.6226	52.4112	58.23	30 Samson, Bryan
24	87	33.42	2.6032	52.0232	57.80	16 Adriaanse, John
25	88	34.91	2.5208	50.3752	55.97	37 Matthews, Rob
26	83	35.21	2.3573	47.1082	52.34	35 Opitz, Mic
27	88	39.30	2.2392	44.7481	49.72	99 Beckton, Ged
28	84	37.86	2.2187	44.3387	49.27	1 Sarlija, Ivan
29	88	41.55	2.1179	42.3249	47.03	73 Sweeney, Bruce
30	86	40.79	2.1084	42.1337	46.82	15 Pohl, David
31	85	41.28	2.0591	41.1494	45.72	10 Campbell, Julie
32	88	43.20	2.0370	40.7083	45.23	31 Sleeth, Julie
33	86	47.03	1.8286	36.5433	40.60	95 Rohrich, Peter
34	87	55.54	1.5664	31.3039	34.78	97 Rinaldi, Peter
35	84	56.80	1.4789	29.5539	32.84	4 Moreland, Carol
36	90	92.72	0.9707	19.3978	21.55	55 Nicholls, Ruth
37	75	109.30	0.6862	13.7128	15.24	103 Vokasinovic, Jacob

STANDARD -- Overall Stage Results

VSSM2 - 18-19/9/10

Printed September 19, 2010 at 17:06



Stage 5 -- Stage 5

	PTS	TIME	HIT FACTOR	STAGE POINTS	STAGE PERCENT	COMPETITOR # Name
1	74	20.33	3.6399	90.0000	100.00	51 Loftes, Jonathan
2	88	24.24	3.6304	89.7632	99.74	64 Wilhelm, Bob
3	88	24.83	3.5441	87.6303	97.37	42 Constable, Tony
4	87	25.38	3.4279	84.7570	94.17	74 Mori, Mario
5	85	26.00	3.2692	80.8339	89.82	70 Joy, Dale
6	87	29.97	2.9029	71.7762	79.75	78 Reynolds, Dean
7	86	30.37	2.8317	70.0167	77.80	79 Angelopoulos, Louie
8	86	32.26	2.6658	65.9147	73.24	58 Muscat, Peter
9	87	34.33	2.5342	62.6605	69.62	11 Hatch, Greg
10	88	35.25	2.4965	61.7265	68.59	48 Lee, Clinton
11	88	37.03	2.3765	58.7594	65.29	81 Pointon, Roger
12	75	31.91	2.3504	58.1142	64.57	27 Buntine, Ryan
13	73	32.32	2.2587	55.8470	62.05	75 Lekja, Steve
14	82	36.82	2.2271	55.0653	61.18	28 Brown, Richard
15	84	38.37	2.1892	54.1297	60.14	100 Lyne, Greg
16	73	36.21	2.0160	49.8474	55.39	71 Joy, Dan
17	56	28.39	1.9725	48.7720	54.19	66 Ashby, Colin
18	90	45.86	1.9625	48.5240	53.92	83 Bryce, Paul
19	90	46.36	1.9413	48.0007	53.33	39 Opitz, Ben
20	86	45.41	1.8939	46.8269	52.03	44 Richardson, Lisa
21	88	50.83	1.7313	42.8066	47.56	69 Nicholls, Robert
22	88	51.06	1.7235	42.6138	47.35	20 Dyer, Glen
23	90	54.62	1.6477	40.7417	45.27	86 Toohey, Joel
24	72	45.06	1.5979	39.5084	43.90	36 Colbertaldo, Livio
25	69	43.51	1.5858	39.2110	43.57	67 Pearson, Ben
26	73	48.13	1.5167	37.5021	41.67	87 Wolter, Adrian
27	75	50.76	1.4775	36.5332	40.59	93 Nixon, Anthony
28	60	51.75	1.1594	28.6674	31.85	108 Biddiscombe, Simon
29	69	60.79	1.1351	28.0650	31.18	106 Mc Crae, Colin
30	84	74.98	1.1203	27.7001	30.78	52 West, Susan
31	90	82.50	1.0909	26.9735	29.97	12 Bone, Ken
32	84	88.24	0.9519	23.5376	26.15	5 Ziccone, Sebastian
33	67	73.39	0.9129	22.5728	25.08	84 Jellie, Stephen
34	87	97.20	0.8951	22.1310	24.59	43 Richardson, Sean
35	86	97.73	0.8800	21.7580	24.18	54 Pollard, Robert
36	54	76.40	0.7068	17.4763	19.42	72 Riordan, Ian
37	41	167.00	0.2455	6.0704	6.74	92 Smith, Taylor

PRODUCTION -- Overall Stage Results

VSSM2 - 18-19/9/10


Printed September 19, 2010 at 17:06



Stage 5 -- Stage 5

	PTS	TIME	HIT FACTOR	STAGE POINTS	STAGE PERCENT	COMPETITOR # Name
1	88	24.76	3.5541	90.0000	100.00	53 Langley, Paul
2	88	27.00	3.2593	82.5333	91.70	88 Tueno, Gary
3	86	27.54	3.1227	79.0760	87.86	68 Scott, Darren
4	90	29.05	3.0981	78.4525	87.17	96 Twemlow, Ross
5	86	28.04	3.0670	77.6660	86.30	34 Whitfield, Simon
6	90	33.24	2.7076	68.5633	76.18	50 Hooper, Boyd
7	88	35.01	2.5136	63.6504	70.72	8 Ellis, Chris
8	86	35.13	2.4481	61.9913	68.88	89 Hendrickson, Rick
9	88	36.02	2.4431	61.8656	68.74	94 Rudeforth, Martin
10	82	36.10	2.2715	57.5198	63.91	6 Cilia, Noel
11	65	31.43	2.0681	52.3696	58.19	109 Winnik, Daniel
12	84	42.65	1.9695	49.8736	55.42	2 Tanner, John
13	80	42.03	1.9034	48.1993	53.55	18 O'Connor, Robert
14	71	38.32	1.8528	46.9184	52.13	77 Cicolini, Paul
15	88	52.80	1.6667	42.2045	46.89	101 King, Geoff
16	90	62.16	1.4479	36.6642	40.74	61 Thorogood, Stuart
17	90	62.69	1.4356	36.3542	40.39	62 Thorogood, James
18	88	65.09	1.3520	34.2357	38.04	14 Craig, Jon
19	44	34.28	1.2835	32.5029	36.11	107 Sullivan (Jnr), Joseph
20	84	67.80	1.2389	31.3733	34.86	17 Pallone, Stephen
21	63	52.88	1.1914	30.1689	33.52	105 Docherty, Terry
22	88	101.20	0.8696	22.0198	24.47	24 Chitty, Jo
23	86	99.49	0.8644	21.8892	24.32	26 Moss, John
24	88	123.20	0.7143	18.0877	20.10	104 Harris, Graham
25	43	83.56	0.5146	13.0311	14.48	82 Marks, Robert
26	11	39.86	0.2760	6.9882	7.76	56 Smith, Greg
27	24	88.27	0.2719	6.8851	7.65	80 Angelopoulos, James
28	0	0.00	0.0000	0.0000	0.00	102 Moon, Greg
29	0	100.40	0.0000	0.0000	0.00	98 Filzek, Sebastian

OPEN -- Overall Stage Results
 VSSM2 - 18-19/9/10
 Printed September 19, 2010 at 17:06



Stage 6 -- Stage 6

	PTS	TIME	HIT FACTOR	STAGE POINTS	STAGE PERCENT	COMPETITOR # Name
1	93	10.04	9.2629	95.0000	100.00	90 Moss, Andrew
2	92	11.31	8.1344	83.4257	87.82	7 Nowak, Mark
3	82	10.43	7.8619	80.6313	84.88	9 Campbell, Bill
4	84	11.05	7.6018	77.9635	82.07	60 Petts, Doug
5	82	10.79	7.5996	77.9411	82.04	33 Rohrich, Lee
6	88	12.00	7.3333	75.2100	79.17	85 Mc Kay, Craig
7	89	12.30	7.2358	74.2095	78.12	49 Durham, Justin
8	83	11.55	7.1861	73.7005	77.58	22 Schulz, Edward
9	92	14.79	6.2204	63.7961	67.15	32 Sleeth, Terence
10	91	14.87	6.1197	62.7632	66.07	25 Shuey, Vin
11	91	14.98	6.0748	62.3023	65.58	63 Elliott, Craig
12	93	15.39	6.0429	61.9753	65.24	59 Presutti, Adam
13	72	12.51	5.7554	59.0268	62.13	21 Williams, Diana
14	75	13.16	5.6991	58.4494	61.53	47 Leeder, John
15	86	15.23	5.6467	57.9126	60.96	45 Cockburn, Michael
16	77	14.35	5.3659	55.0317	57.93	30 Samson, Bryan
17	64	13.07	4.8967	50.2202	52.86	41 Mihaljevic, Darko
18	91	18.63	4.8846	50.0960	52.73	16 Adriaanse, John
19	77	16.80	4.5833	47.0063	49.48	65 Griffin, Sue
20	89	20.20	4.4059	45.1869	47.57	29 Samson, Michael
21	80	18.63	4.2941	44.0404	46.36	35 Opitz, Mic
22	92	21.43	4.2930	44.0291	46.35	37 Matthews, Rob
23	61	14.39	4.2391	43.4754	45.76	1 Sarlija, Ivan
24	82	20.01	4.0980	42.0282	44.24	95 Rohrich, Peter
25	87	22.08	3.9402	40.4105	42.54	73 Sweeney, Bruce
26	41	10.76	3.8104	39.0792	41.14	13 Fitzgerald, Damien
27	91	23.92	3.8043	39.0171	41.07	15 Pohl, David
28	74	19.53	3.7890	38.8601	40.91	99 Beckton, Ged
29	76	20.90	3.6364	37.2942	39.26	31 Sleeth, Julie
30	75	21.06	3.5613	36.5239	38.45	23 Dickson, Ken
31	87	26.88	3.2366	33.1944	34.94	10 Campbell, Julie
32	58	18.78	3.0884	31.6743	33.34	3 Sullivan (Snr), Joe
33	81	27.49	2.9465	30.2193	31.81	4 Moreland, Carol
34	82	29.67	2.7637	28.3446	29.84	97 Rinaldi, Peter
35	83	33.56	2.4732	25.3647	26.70	38 Brammall, Graham
36	93	60.81	1.5294	15.6849	16.51	55 Nicholls, Ruth
37	86	63.98	1.3442	13.7857	14.51	103 Vokasinovic, Jacob

STANDARD -- Overall Stage Results

VSSM2 - 18-19/9/10

Printed September 19, 2010 at 17:06



Stage 6 -- Stage 6

	PTS	TIME	HIT FACTOR	STAGE POINTS	STAGE PERCENT	COMPETITOR # Name
1	92	11.48	8.0139	95.0000	100.00	51 Loftes, Jonathan
2	86	12.13	7.0899	84.0457	88.47	42 Constable, Tony
3	68	10.48	6.4885	76.9175	80.97	64 Wilhelm, Bob
4	87	14.17	6.1397	72.7825	76.61	75 Lekja, Steve
5	89	14.94	5.9572	70.6183	74.34	11 Hatch, Greg
6	92	16.20	5.6790	67.3210	70.86	70 Joy, Dale
7	72	13.17	5.4670	64.8074	68.22	74 Mori, Mario
8	94	19.11	4.9189	58.3102	61.38	43 Richardson, Sean
9	85	17.92	4.7433	56.2288	59.19	28 Brown, Richard
10	71	15.85	4.4795	53.1015	55.90	67 Pearson, Ben
11	70	15.83	4.4220	52.4197	55.18	20 Dyer, Glen
12	55	12.78	4.3036	51.0164	53.70	78 Reynolds, Dean
13	68	15.87	4.2848	50.7937	53.47	100 Lyne, Greg
14	85	19.98	4.2543	50.4314	53.09	52 West, Susan
15	73	17.39	4.1978	49.7624	52.38	58 Muscat, Peter
16	74	18.53	3.9935	47.3406	49.83	48 Lee, Clinton
17	74	20.27	3.6507	43.2769	45.55	66 Ashby, Colin
18	78	21.51	3.6262	42.9865	45.25	27 Buntine, Ryan
19	91	26.51	3.4327	40.6920	42.83	79 Angelopoulos, Louie
20	74	22.25	3.3258	39.4257	41.50	86 Toohey, Joel
21	87	27.52	3.1613	37.4756	39.45	71 Joy, Dan
22	70	22.41	3.1236	37.0283	38.98	108 Biddiscombe, Simon
23	71	23.27	3.0511	36.1693	38.07	93 Nixon, Anthony
24	83	27.43	3.0259	35.8699	37.76	54 Pollard, Robert
25	64	21.78	2.9385	34.8337	36.67	87 Wolter, Adrian
26	89	30.42	2.9257	34.6823	36.51	5 Ziccone, Sebastian
27	88	31.43	2.7999	33.1907	34.94	83 Bryce, Paul
28	39	13.98	2.7897	33.0701	34.81	81 Pointon, Roger
29	84	35.63	2.3576	27.9474	29.42	36 Colbertaldo, Livio
30	47	20.47	2.2960	27.2181	28.65	69 Nicholls, Robert
31	52	23.25	2.2366	26.5130	27.91	39 Opitz, Ben
32	79	40.71	1.9406	23.0040	24.21	44 Richardson, Lisa
33	53	27.98	1.8942	22.4546	23.64	72 Riordan, Ian
34	64	41.75	1.5329	18.1719	19.13	92 Smith, Taylor
35	49	45.39	1.0795	12.7972	13.47	84 Jellie, Stephen
36	33	30.58	1.0791	12.7925	13.47	106 Mc Crae, Colin
37	51	51.26	0.9949	11.7942	12.41	12 Bone, Ken

PRODUCTION -- Overall Stage Results

VSSM2 - 18-19/9/10

Printed September 19, 2010 at 17:06



Stage 6 -- Stage 6

	PTS	TIME	HIT FACTOR	STAGE POINTS	STAGE PERCENT	COMPETITOR # Name
1	85	14.12	6.0198	95.0000	100.00	89 Hendrickson, Rick
2	89	15.86	5.6116	88.5577	93.22	8 Ellis, Chris
3	72	13.13	5.4836	86.5381	91.09	53 Langley, Paul
4	83	16.04	5.1746	81.6607	85.96	96 Twemlow, Ross
5	87	16.91	5.1449	81.1923	85.47	34 Whitfield, Simon
6	74	15.66	4.7254	74.5726	78.50	50 Hooper, Boyd
7	81	17.98	4.5050	71.0943	74.84	6 Cilia, Noel
8	79	17.77	4.4457	70.1583	73.85	2 Tanner, John
9	79	18.06	4.3743	69.0317	72.66	88 Tueno, Gary
10	85	20.21	4.2058	66.3731	69.87	77 Cicolini, Paul
11	87	23.71	3.6693	57.9065	60.95	80 Angelopoulos, James
12	68	18.91	3.5960	56.7488	59.74	101 King, Geoff
13	62	17.59	3.5247	55.6244	58.55	109 Winnik, Daniel
14	43	12.24	3.5131	55.4404	58.36	68 Scott, Darren
15	85	24.29	3.4994	55.2244	58.13	14 Craig, Jon
16	75	23.52	3.1888	50.3226	52.97	107 Sullivan (Jnr), Joseph
17	83	26.30	3.1559	49.8037	52.42	24 Chitty, Jo
18	81	26.31	3.0787	48.5852	51.14	82 Marks, Robert
19	76	25.85	2.9400	46.3973	48.84	94 Rudeforth, Martin
20	89	31.58	2.8182	44.4751	46.82	62 Thorogood, James
21	66	23.53	2.8049	44.2651	46.59	18 O'Connor, Robert
22	83	31.16	2.6637	42.0359	44.25	26 Moss, John
23	41	17.81	2.3021	36.3295	38.24	105 Docherty, Terry
24	45	24.39	1.8450	29.1166	30.65	17 Pallone, Stephen
25	32	19.07	1.6780	26.4813	27.88	56 Smith, Greg
26	55	33.62	1.6359	25.8169	27.18	98 Filzek, Sebastian
27	66	42.00	1.5714	24.7990	26.10	61 Thorogood, Stuart
28	34	22.97	1.4802	23.3592	24.59	104 Harris, Graham
29	0	0.00	0.0000	0.0000	0.00	102 Moon, Greg

OPEN -- Overall Stage Results
VSSM2 - 18-19/9/10
Printed September 19, 2010 at 17:06



Stage 7 -- Stage 7

	PTS	TIME	HIT FACTOR	STAGE POINTS	STAGE PERCENT	COMPETITOR # Name
1	45	5.03	8.9463	45.0000	100.00	33 Rohrich, Lee
2	44	5.28	8.3333	41.9167	93.15	60 Petts, Doug
3	44	5.51	7.9855	40.1670	89.26	63 Elliott, Craig
4	44	5.68	7.7465	38.9648	86.59	41 Mihaljevic, Darko
5	42	5.76	7.2917	36.6771	81.50	85 Mc Kay, Craig
6	39	5.35	7.2897	36.6673	81.48	9 Campbell, Bill
7	43	6.14	7.0033	35.2264	78.28	7 Nowak, Mark
8	45	6.51	6.9124	34.7696	77.27	90 Moss, Andrew
9	43	6.28	6.8471	34.4411	76.54	32 Sleeth, Terence
10	41	7.00	5.8571	29.4614	65.47	35 Opitz, Mic
11	44	7.55	5.8278	29.3139	65.14	29 Samson, Michael
12	43	7.47	5.7564	28.9545	64.34	38 Brammall, Graham
13	32	5.58	5.7348	28.8459	64.10	21 Williams, Diana
14	44	7.89	5.5767	28.0507	62.33	65 Griffin, Sue
15	41	7.62	5.3806	27.0643	60.14	25 Shuey, Vin
16	42	7.86	5.3435	26.8779	59.73	3 Sullivan (Snr), Joe
17	42	7.97	5.2698	26.5069	58.90	23 Dickson, Ken
18	43	8.23	5.2248	26.2807	58.40	47 Leeder, John
19	27	5.38	5.0186	25.2435	56.10	49 Durham, Justin
20	43	8.61	4.9942	25.1208	55.82	95 Rohrich, Peter
21	27	5.48	4.9270	24.7828	55.07	13 Fitzgerald, Damien
22	44	8.95	4.9162	24.7285	54.95	37 Matthews, Rob
23	29	6.12	4.7386	23.8350	52.97	22 Schulz, Edward
24	43	9.14	4.7046	23.6641	52.59	73 Sweeney, Bruce
25	38	8.99	4.2269	21.2614	47.25	99 Beckton, Ged
26	30	7.71	3.8911	19.5720	43.49	59 Presutti, Adam
27	41	10.83	3.7858	19.0425	42.32	97 Rinaldi, Peter
28	24	6.68	3.5928	18.0719	40.16	45 Cockburn, Michael
29	26	8.62	3.0162	15.1717	33.71	16 Adriaanse, John
30	26	9.10	2.8571	14.3714	31.94	31 Sleeth, Julie
31	39	15.41	2.5308	12.7300	28.29	10 Campbell, Julie
32	45	18.26	2.4644	12.3959	27.55	30 Samson, Bryan
33	39	19.12	2.0397	10.2599	22.80	4 Moreland, Carol
34	14	7.42	1.8868	9.4906	21.09	1 Sarlija, Ivan
35	43	23.01	1.8688	9.3998	20.89	55 Nicholls, Ruth
36	43	23.81	1.8060	9.0840	20.19	103 Vokasinovic, Jacob
37	24	13.40	1.7910	9.0090	20.02	15 Pohl, David

STANDARD -- Overall Stage Results

VSSM2 - 18-19/9/10

Printed September 19, 2010 at 17:06



Stage 7 -- Stage 7

	PTS	TIME	HIT FACTOR	STAGE POINTS	STAGE PERCENT	COMPETITOR #	Name
1	40	5.87	6.8143	45.0000	100.00	51	Loftes, Jonathan
2	41	6.39	6.4163	42.3715	94.16	42	Constable, Tony
3	41	6.60	6.2121	41.0233	91.16	75	Lekja, Steve
4	45	7.45	6.0403	39.8884	88.64	66	Ashby, Colin
5	39	6.84	5.7018	37.6530	83.67	79	Angelopoulos, Louie
6	45	8.12	5.5419	36.5971	81.33	70	Joy, Dale
7	44	8.37	5.2569	34.7151	77.14	28	Brown, Richard
8	43	8.56	5.0234	33.1730	73.72	48	Lee, Clinton
9	37	7.40	5.0000	33.0187	73.37	11	Hatch, Greg
10	29	5.81	4.9914	32.9619	73.25	74	Mori, Mario
11	45	9.32	4.8283	31.8851	70.86	39	Opitz, Ben
12	41	9.12	4.4956	29.6879	65.97	93	Nixon, Anthony
13	28	6.30	4.4444	29.3500	65.22	64	Wilhelm, Bob
14	29	6.97	4.1607	27.4761	61.06	27	Buntine, Ryan
15	27	6.50	4.1538	27.4310	60.96	81	Pointon, Roger
16	45	11.54	3.8995	25.7512	57.22	69	Nicholls, Robert
17	45	11.66	3.8593	25.4862	56.64	5	Ziccone, Sebastian
18	43	11.24	3.8256	25.2635	56.14	87	Wolter, Adrian
19	30	7.95	3.7736	24.9198	55.38	100	Lyne, Greg
20	35	9.34	3.7473	24.7464	54.99	71	Joy, Dan
21	43	11.48	3.7456	24.7353	54.97	106	Mc Crae, Colin
22	41	11.39	3.5996	23.7712	52.82	84	Jellie, Stephen
23	45	12.65	3.5573	23.4916	52.20	44	Richardson, Lisa
24	41	11.67	3.5133	23.2008	51.56	83	Bryce, Paul
25	24	7.00	3.4286	22.6414	50.31	67	Pearson, Ben
26	29	8.67	3.3449	22.0887	49.09	43	Richardson, Sean
27	39	12.58	3.1002	20.4727	45.49	78	Reynolds, Dean
28	24	7.88	3.0457	20.1129	44.70	86	Toohey, Joel
29	39	13.78	2.8302	18.6899	41.53	12	Bone, Ken
30	39	14.29	2.7292	18.0228	40.05	54	Pollard, Robert
31	36	13.51	2.6647	17.5970	39.10	36	Colbertaldo, Livio
32	28	11.41	2.4540	16.2055	36.01	52	West, Susan
33	39	16.04	2.4314	16.0565	35.68	108	Biddiscombe, Simon
34	35	14.40	2.4306	16.0508	35.67	58	Muscat, Peter
35	31	13.32	2.3273	15.3691	34.15	92	Smith, Taylor
36	25	13.38	1.8685	12.3388	27.42	20	Dyer, Glen
37	20	15.51	1.2895	8.5155	18.92	72	Riordan, Ian

PRODUCTION -- Overall Stage Results

VSSM2 - 18-19/9/10


Printed September 19, 2010 at 17:06



Stage 7 -- Stage 7

	PTS	TIME	HIT FACTOR	STAGE POINTS	STAGE PERCENT	COMPETITOR # Name
1	43	6.13	7.0147	45.0000	100.00	88 Tueno, Gary
2	45	6.44	6.9876	44.8261	99.61	53 Langley, Paul
3	43	7.02	6.1254	39.2949	87.32	89 Hendrickson, Rick
4	37	6.54	5.6575	36.2935	80.65	109 Winnik, Daniel
5	39	7.11	5.4852	35.1884	78.20	96 Twemlow, Ross
6	43	7.90	5.4430	34.9177	77.59	34 Whitfield, Simon
7	37	6.84	5.4094	34.7017	77.11	2 Tanner, John
8	37	7.41	4.9933	32.0323	71.18	101 King, Geoff
9	39	9.66	4.0373	25.8995	57.55	104 Harris, Graham
10	41	10.76	3.8104	24.4442	54.32	18 O'Connor, Robert
11	39	10.26	3.8012	24.3849	54.19	6 Cilia, Noel
12	39	11.46	3.4031	21.8315	48.51	61 Thorogood, Stuart
13	41	13.44	3.0506	19.5699	43.49	94 Rudeforth, Martin
14	20	6.68	2.9940	19.2069	42.68	68 Scott, Darren
15	39	13.14	2.9680	19.0403	42.31	14 Craig, Jon
16	26	9.05	2.8729	18.4302	40.96	77 Cicolini, Paul
17	29	10.15	2.8571	18.3289	40.73	105 Docherty, Terry
18	45	17.81	2.5267	16.2089	36.02	26 Moss, John
19	18	7.59	2.3715	15.2137	33.81	107 Sullivan (Jnr), Joseph
20	24	10.22	2.3483	15.0649	33.48	8 Ellis, Chris
21	22	10.41	2.1134	13.5574	30.13	50 Hooper, Boyd
22	24	11.89	2.0185	12.9489	28.78	82 Marks, Robert
23	22	11.06	1.9892	12.7606	28.36	62 Thorogood, James
24	24	14.36	1.6713	10.7216	23.83	24 Chitty, Jo
25	15	10.61	1.4138	9.0694	20.15	80 Angelopoulos, James
26	9	8.40	1.0714	6.8733	15.27	17 Pallone, Stephen
27	9	8.42	1.0689	6.8570	15.24	56 Smith, Greg
28	0	0.00	0.0000	0.0000	0.00	102 Moon, Greg
29	0	10.89	0.0000	0.0000	0.00	98 Filzek, Sebastian

OPEN -- Overall Stage Results
VSSM2 - 18-19/9/10
Printed September 19, 2010 at 17:06



Stage 8 -- Stage 8

	PTS	TIME	HIT FACTOR	STAGE POINTS	STAGE PERCENT	COMPETITOR # Name
1	45	6.94	6.4841	45.0000	100.00	60 Petts, Doug
2	44	7.02	6.2678	43.4986	96.66	90 Moss, Andrew
3	44	7.21	6.1026	42.3523	94.12	41 Mihaljevic, Darko
4	44	7.21	6.1026	42.3523	94.12	9 Campbell, Bill
5	44	7.24	6.0773	42.1768	93.73	63 Elliott, Craig
6	45	7.75	5.8065	40.2968	89.55	30 Samson, Bryan
7	45	8.22	5.4745	37.9927	84.43	7 Nowak, Mark
8	44	8.25	5.3333	37.0133	82.25	33 Rohrich, Lee
9	43	8.78	4.8975	33.9886	75.53	47 Leeder, John
10	43	9.00	4.7778	33.1578	73.68	85 Mc Kay, Craig
11	43	9.35	4.5989	31.9166	70.93	25 Shuey, Vin
12	43	9.38	4.5842	31.8145	70.70	45 Cockburn, Michael
13	43	10.00	4.3000	29.8420	66.32	32 Sleeth, Terence
14	43	10.10	4.2574	29.5465	65.66	65 Griffin, Sue
15	45	10.57	4.2573	29.5459	65.66	29 Samson, Michael
16	29	6.91	4.1968	29.1259	64.72	21 Williams, Diana
17	44	11.07	3.9747	27.5845	61.30	37 Matthews, Rob
18	42	10.67	3.9363	27.3177	60.71	16 Adriaanse, John
19	43	12.34	3.4846	24.1831	53.74	49 Durham, Justin
20	40	11.85	3.3755	23.4262	52.06	3 Sullivan (Snr), Joe
21	43	13.48	3.1899	22.1380	49.20	31 Sleeth, Julie
22	44	14.76	2.9810	20.6883	45.97	99 Beckton, Ged
23	44	15.90	2.7673	19.2050	42.68	1 Sarlija, Ivan
24	42	15.27	2.7505	19.0884	42.42	35 Opitz, Mic
25	29	10.88	2.6654	18.4982	41.11	95 Rohrich, Peter
26	30	11.66	2.5729	17.8559	39.68	38 Brammall, Graham
27	29	11.40	2.5439	17.6544	39.23	13 Fitzgerald, Damien
28	44	18.87	2.3317	16.1823	35.96	73 Sweeney, Bruce
29	45	19.51	2.3065	16.0072	35.57	15 Pohl, David
30	44	25.53	1.7235	11.9608	26.58	103 Vokasinovic, Jacob
31	42	24.41	1.7206	11.9410	26.54	10 Campbell, Julie
32	28	16.92	1.6548	11.4846	25.52	23 Dickson, Ken
33	41	25.00	1.6400	11.3816	25.29	97 Rinaldi, Peter
34	27	30.32	0.8905	6.1801	13.73	4 Moreland, Carol
35	30	45.05	0.6659	4.6215	10.27	55 Nicholls, Ruth
36	0	0.00	0.0000	0.0000	0.00	22 Schulz, Edward
37	0	0.00	0.0000	0.0000	0.00	59 Presutti, Adam

STANDARD -- Overall Stage Results

VSSM2 - 18-19/9/10

Printed September 19, 2010 at 17:06



Stage 8 -- Stage 8

	PTS	TIME	HIT FACTOR	STAGE POINTS	STAGE PERCENT	COMPETITOR # Name
1	41	9.11	4.5005	45.0000	100.00	75 Lekja, Steve
2	44	10.14	4.3393	43.3872	96.42	74 Mori, Mario
3	41	9.58	4.2797	42.7923	95.09	70 Joy, Dale
4	30	7.67	3.9113	39.1087	86.91	51 Loftes, Jonathan
5	37	10.11	3.6597	36.5930	81.32	86 Toohey, Joel
6	43	11.78	3.6503	36.4981	81.11	48 Lee, Clinton
7	42	11.86	3.5413	35.4088	78.69	81 Pointon, Roger
8	37	10.59	3.4939	34.9344	77.63	100 Lyne, Greg
9	41	12.23	3.3524	33.5200	74.49	28 Brown, Richard
10	30	9.20	3.2609	32.6047	72.45	79 Angelopoulos, Louie
11	43	13.56	3.1711	31.7070	70.46	11 Hatch, Greg
12	30	10.05	2.9851	29.8471	66.33	64 Wilhelm, Bob
13	45	15.66	2.8736	28.7321	63.85	87 Wolter, Adrian
14	41	14.44	2.8393	28.3899	63.09	27 Buntine, Ryan
15	38	13.42	2.8316	28.3125	62.92	42 Constable, Tony
16	39	15.80	2.4684	24.6805	54.85	66 Ashby, Colin
17	43	17.69	2.4308	24.3046	54.01	39 Opitz, Ben
18	41	17.95	2.2841	22.8384	50.75	71 Joy, Dan
19	24	10.72	2.2388	22.3853	49.75	93 Nixon, Anthony
20	28	12.95	2.1622	21.6190	48.04	69 Nicholls, Robert
21	30	14.10	2.1277	21.2740	47.28	43 Richardson, Sean
22	43	21.17	2.0312	20.3093	45.13	52 West, Susan
23	38	20.23	1.8784	18.7817	41.74	78 Reynolds, Dean
24	41	22.03	1.8611	18.6087	41.35	108 Biddiscombe, Simon
25	28	15.49	1.8076	18.0740	40.16	44 Richardson, Lisa
26	37	24.79	1.4925	14.9236	33.16	72 Riordan, Ian
27	29	20.15	1.4392	14.3903	31.98	83 Bryce, Paul
28	26	18.92	1.3742	13.7404	30.53	67 Pearson, Ben
29	41	30.04	1.3648	13.6468	30.33	54 Pollard, Robert
30	22	19.23	1.1440	11.4391	25.42	84 Jellie, Stephen
31	28	25.95	1.0790	10.7887	23.97	12 Bone, Ken
32	28	41.35	0.6771	6.7706	15.05	92 Smith, Taylor
33	13	29.92	0.4345	4.3444	9.65	106 Mc Crae, Colin
34	7	21.64	0.3235	3.2344	7.19	5 Ziccone, Sebastian
35	0	23.88	0.0000	0.0000	0.00	20 Dyer, Glen
36	0	16.29	0.0000	0.0000	0.00	58 Muscat, Peter
37	0	30.44	0.0000	0.0000	0.00	36 Colbertaldo, Livio

PRODUCTION -- Overall Stage Results

VSSM2 - 18-19/9/10


Printed September 19, 2010 at 17:06



Stage 8 -- Stage 8

	PTS	TIME	HIT FACTOR	STAGE POINTS	STAGE PERCENT	COMPETITOR # Name
1	45	10.81	4.1628	45.0000	100.00	94 Rudeforth, Martin
2	43	10.46	4.1109	44.4388	98.75	68 Scott, Darren
3	41	10.13	4.0474	43.7522	97.23	53 Langley, Paul
4	37	9.18	4.0305	43.5697	96.82	88 Tueno, Gary
5	45	11.98	3.7563	40.6052	90.23	34 Whitfield, Simon
6	43	11.79	3.6472	39.4258	87.61	6 Cilia, Noel
7	41	12.26	3.3442	36.1509	80.34	8 Ellis, Chris
8	41	12.97	3.1611	34.1719	75.94	101 King, Geoff
9	30	9.69	3.0960	33.4675	74.37	107 Sullivan (Jnr), Joseph
10	28	9.55	2.9319	31.6942	70.43	18 O'Connor, Robert
11	41	16.54	2.4788	26.7963	59.55	2 Tanner, John
12	28	12.52	2.2364	24.1757	53.72	96 Twemlow, Ross
13	30	13.93	2.1536	23.2807	51.73	50 Hooper, Boyd
14	41	19.18	2.1376	23.1079	51.35	61 Thorogood, Stuart
15	39	18.38	2.1219	22.9374	50.97	89 Hendrickson, Rick
16	41	22.58	1.8158	19.6284	43.62	26 Moss, John
17	39	21.67	1.7997	19.4550	43.23	14 Craig, Jon
18	43	29.96	1.4352	15.5150	34.48	105 Docherty, Terry
19	24	18.15	1.3223	14.2942	31.76	17 Pallone, Stephen
20	28	21.24	1.3183	14.2505	31.67	77 Cicolini, Paul
21	35	28.68	1.2204	13.1921	29.32	80 Angelopoulos, James
22	18	17.46	1.0309	11.1443	24.77	109 Winnik, Daniel
23	28	29.08	0.9629	10.4085	23.13	62 Thorogood, James
24	22	25.32	0.8689	9.3926	20.87	82 Marks, Robert
25	28	34.95	0.8011	8.6604	19.25	104 Harris, Graham
26	26	33.17	0.7838	8.4733	18.83	98 Filzek, Sebastian
27	11	29.38	0.3744	4.0473	8.99	24 Chitty, Jo
28	0	0.00	0.0000	0.0000	0.00	102 Moon, Greg
29	0	17.64	0.0000	0.0000	0.00	56 Smith, Greg

OPEN -- Overall Stage Results
 VSSM2 - 18-19/9/10
 Printed September 19, 2010 at 17:06



Stage 9 -- Stage 9

	PTS	TIME	HIT FACTOR	STAGE POINTS	STAGE PERCENT	COMPETITOR # Name
1	147	28.71	5.1202	160.0000	100.00	90 Moss, Andrew
2	139	27.19	5.1122	159.7502	99.84	85 Mc Kay, Craig
3	151	30.03	5.0283	157.1294	98.21	60 Petts, Doug
4	149	29.75	5.0084	156.5075	97.82	9 Campbell, Bill
5	128	25.61	4.9980	156.1839	97.61	49 Durham, Justin
6	145	29.70	4.8822	152.5624	95.35	7 Nowak, Mark
7	151	31.65	4.7709	149.0868	93.18	32 Sleeth, Terence
8	135	28.38	4.7569	148.6474	92.90	33 Rohrich, Lee
9	144	35.27	4.0828	127.5830	79.74	47 Leeder, John
10	141	35.06	4.0217	125.6733	78.55	29 Samson, Michael
11	130	32.41	4.0111	125.3430	78.34	21 Williams, Diana
12	131	32.85	3.9878	124.6154	77.88	63 Elliott, Craig
13	145	37.31	3.8864	121.4447	75.90	16 Adriaanse, John
14	126	32.78	3.8438	120.1151	75.07	45 Cockburn, Michael
15	142	37.39	3.7978	118.6776	74.17	65 Griffin, Sue
16	147	39.07	3.7625	117.5736	73.48	30 Samson, Bryan
17	156	45.37	3.4384	107.4464	67.15	23 Dickson, Ken
18	144	46.52	3.0954	96.7294	60.46	73 Sweeney, Bruce
19	153	50.76	3.0142	94.1902	58.87	1 Sarlija, Ivan
20	151	50.88	2.9678	92.7397	57.96	38 Brammall, Graham
21	130	44.62	2.9135	91.0436	56.90	3 Sullivan (Snr), Joe
22	139	48.15	2.8868	90.2099	56.38	15 Pohl, David
23	140	48.54	2.8842	90.1289	56.33	31 Sleeth, Julie
24	126	47.72	2.6404	82.5099	51.57	10 Campbell, Julie
25	94	35.99	2.6118	81.6172	51.01	25 Shuey, Vin
26	136	56.27	2.4169	75.5262	47.20	35 Opitz, Mic
27	117	49.63	2.3574	73.6677	46.04	37 Matthews, Rob
28	137	58.21	2.3535	73.5460	45.97	95 Rohrich, Peter
29	128	58.78	2.1776	68.0481	42.53	97 Rinaldi, Peter
30	97	67.24	1.4426	45.0796	28.17	4 Moreland, Carol
31	93	79.19	1.1744	36.6985	22.94	55 Nicholls, Ruth
32	70	67.31	1.0400	32.4978	20.31	99 Beckton, Ged
33	86	86.64	0.9926	31.0181	19.39	103 Vokasinovic, Jacob
34	0	0.00	0.0000	0.0000	0.00	59 Presutti, Adam
35	0	0.00	0.0000	0.0000	0.00	22 Schulz, Edward
36	0	0.00	0.0000	0.0000	0.00	41 Mihaljevic, Darko
37	0	0.00	0.0000	0.0000	0.00	13 Fitzgerald, Damien

STANDARD -- Overall Stage Results

VSSM2 - 18-19/9/10

Printed September 19, 2010 at 17:06




Stage 9 -- Stage 9

	PTS	TIME	HIT FACTOR	STAGE POINTS	STAGE PERCENT	COMPETITOR # Name
1	150	29.79	5.0352	160.0000	100.00	74 Mori, Mario
2	145	31.43	4.6134	146.5962	91.62	64 Wilhelm, Bob
3	140	31.32	4.4700	142.0383	88.77	79 Angelopoulos, Louie
4	132	31.45	4.1971	133.3683	83.36	42 Constable, Tony
5	120	29.68	4.0431	128.4744	80.30	51 Loftes, Jonathan
6	137	35.91	3.8151	121.2284	75.77	75 Lekja, Steve
7	145	38.55	3.7613	119.5206	74.70	58 Muscat, Peter
8	134	35.73	3.7503	119.1711	74.48	70 Joy, Dale
9	140	40.21	3.4817	110.6352	69.15	81 Pointon, Roger
10	120	35.10	3.4188	108.6359	67.90	36 Colbertaldo, Livio
11	135	40.25	3.3540	106.5779	66.61	39 Opitz, Ben
12	151	48.19	3.1334	99.5679	62.23	11 Hatch, Greg
13	134	42.90	3.1235	99.2537	62.03	87 Wolter, Adrian
14	150	49.16	3.0513	96.9569	60.60	100 Lyne, Greg
15	106	35.74	2.9659	94.2433	58.90	66 Ashby, Colin
16	98	33.58	2.9184	92.7352	57.96	78 Reynolds, Dean
17	128	44.02	2.9078	92.3973	57.75	27 Buntine, Ryan
18	119	42.48	2.8013	89.0147	55.63	48 Lee, Clinton
19	129	47.16	2.7354	86.9191	54.32	71 Joy, Dan
20	141	52.71	2.6750	85.0013	53.13	28 Brown, Richard
21	126	48.12	2.6185	83.2040	52.00	43 Richardson, Sean
22	140	56.84	2.4631	78.2660	48.92	93 Nixon, Anthony
23	113	47.43	2.3825	75.7050	47.32	20 Dyer, Glen
24	96	41.45	2.3160	73.5946	46.00	86 Toohey, Joel
25	140	60.69	2.3068	73.3010	45.81	52 West, Susan
26	138	64.13	2.1519	68.3781	42.74	108 Biddiscombe, Simon
27	102	52.14	1.9563	62.1625	38.85	67 Pearson, Ben
28	122	64.46	1.8926	60.1407	37.59	44 Richardson, Lisa
29	122	65.78	1.8547	58.9339	36.83	54 Pollard, Robert
30	77	45.20	1.7035	54.1317	33.83	83 Bryce, Paul
31	68	41.65	1.6327	51.8792	32.42	69 Nicholls, Robert
32	98	68.72	1.4261	45.3150	28.32	5 Ziccone, Sebastian
33	106	80.54	1.3161	41.8209	26.14	12 Bone, Ken
34	80	70.40	1.1364	36.1091	22.57	84 Jellie, Stephen
35	68	76.36	0.8905	28.2971	17.69	106 Mc Crae, Colin
36	57	70.35	0.8102	25.7460	16.09	72 Riordan, Ian
37	0	67.27	0.0000	0.0000	0.00	92 Smith, Taylor

PRODUCTION -- Overall Stage Results

VSSM2 - 18-19/9/10

Printed September 19, 2010 at 17:06



Stage 9 -- Stage 9

	PTS	TIME	HIT FACTOR	STAGE POINTS	STAGE PERCENT	COMPETITOR # Name
1	150	33.77	4.4418	160.0000	100.00	88 Tueno, Gary
2	146	35.52	4.1104	148.0607	92.54	68 Scott, Darren
3	123	31.75	3.8740	139.5472	87.22	53 Langley, Paul
4	148	39.46	3.7506	135.1028	84.44	50 Hooper, Boyd
5	134	36.42	3.6793	132.5332	82.83	8 Ellis, Chris
6	145	41.09	3.5288	127.1135	79.45	34 Whitfield, Simon
7	127	39.97	3.1774	114.4536	71.53	89 Hendrickson, Rick
8	143	45.26	3.1595	113.8102	71.13	6 Cilia, Noel
9	131	45.18	2.8995	104.4443	65.28	109 Winnik, Daniel
10	140	48.53	2.8848	103.9148	64.95	2 Tanner, John
11	129	46.19	2.7928	100.6008	62.88	96 Twemlow, Ross
12	135	49.57	2.7234	98.1013	61.31	101 King, Geoff
13	154	68.39	2.2518	81.1125	50.70	94 Rudeforth, Martin
14	97	44.28	2.1906	78.9085	49.32	80 Angelopoulos, James
15	108	49.61	2.1770	78.4177	49.01	18 O'Connor, Robert
16	122	57.71	2.1140	76.1498	47.59	77 Cicolini, Paul
17	145	71.26	2.0348	73.2963	45.81	14 Craig, Jon
18	144	71.27	2.0205	72.7806	45.49	24 Chitty, Jo
19	95	51.29	1.8522	66.7192	41.70	107 Sullivan (Jnr), Joseph
20	134	73.64	1.8197	65.5467	40.97	26 Moss, John
21	114	64.69	1.7623	63.4786	39.67	62 Thorogood, James
22	117	69.97	1.6721	60.2329	37.65	82 Marks, Robert
23	76	45.95	1.6540	59.5783	37.24	105 Docherty, Terry
24	94	60.06	1.5651	56.3770	35.24	61 Thorogood, Stuart
25	85	55.05	1.5441	55.6188	34.76	56 Smith, Greg
26	99	67.04	1.4767	53.1938	33.25	104 Harris, Graham
27	76	64.46	1.1790	42.4701	26.54	98 Filzek, Sebastian
28	30	45.66	0.6570	23.6671	14.79	17 Pallone, Stephen
29	0	0.00	0.0000	0.0000	0.00	102 Moon, Greg

OPEN -- Overall Stage Results
VSSM2 - 18-19/9/10
Printed September 19, 2010 at 17:06



Stage 10 -- Stage 10

	PTS	TIME	HIT FACTOR	STAGE POINTS	STAGE PERCENT	COMPETITOR # Name
1	62	7.38	8.4011	70.0000	100.00	33 Rohrich, Lee
2	64	7.82	8.1841	68.1924	97.42	85 Mc Kay, Craig
3	64	8.00	8.0000	66.6581	95.23	13 Fitzgerald, Damien
4	67	8.59	7.7998	64.9897	92.84	9 Campbell, Bill
5	67	9.05	7.4033	61.6863	88.12	41 Mihaljevic, Darko
6	68	9.23	7.3673	61.3861	87.69	7 Nowak, Mark
7	65	8.90	7.3034	60.8536	86.93	63 Elliott, Craig
8	60	8.31	7.2202	60.1607	85.94	90 Moss, Andrew
9	66	9.43	6.9989	58.3170	83.31	49 Durham, Justin
10	63	9.44	6.6737	55.6072	79.44	21 Williams, Diana
11	68	10.21	6.6601	55.4940	79.28	47 Leeder, John
12	65	9.78	6.6462	55.3780	79.11	25 Shuey, Vin
13	69	10.83	6.3712	53.0864	75.84	16 Adriaanse, John
14	68	11.63	5.8469	48.7183	69.60	60 Petts, Doug
15	68	11.87	5.7287	47.7332	68.19	3 Sullivan (Snr), Joe
16	64	11.20	5.7143	47.6129	68.02	23 Dickson, Ken
17	66	11.78	5.6027	46.6833	66.69	1 Sarlija, Ivan
18	65	11.78	5.5178	45.9760	65.68	29 Samson, Michael
19	68	12.58	5.4054	45.0392	64.34	38 Brammall, Graham
20	67	12.86	5.2100	43.4107	62.02	59 Presutti, Adam
21	50	9.81	5.0968	42.4682	60.67	45 Cockburn, Michael
22	56	11.12	5.0360	41.9610	59.94	30 Samson, Bryan
23	63	12.68	4.9685	41.3984	59.14	32 Sleeth, Terence
24	67	13.80	4.8551	40.4537	57.79	35 Opitz, Mic
25	66	13.95	4.7312	39.4214	56.32	10 Campbell, Julie
26	70	15.48	4.5220	37.6782	53.83	37 Matthews, Rob
27	66	14.68	4.4959	37.4611	53.52	31 Sleeth, Julie
28	70	15.97	4.3832	36.5221	52.17	15 Pohl, David
29	57	13.41	4.2506	35.4168	50.60	65 Griffin, Sue
30	63	15.61	4.0359	33.6279	48.04	97 Rinaldi, Peter
31	53	13.19	4.0182	33.4806	47.83	99 Beckton, Ged
32	49	13.38	3.6622	30.5142	43.59	95 Rohrich, Peter
33	64	20.17	3.1730	26.4385	37.77	103 Vokasinovic, Jacob
34	56	20.17	2.7764	23.1337	33.05	73 Sweeney, Bruce
35	61	22.21	2.7465	22.8846	32.69	4 Moreland, Carol
36	70	37.38	1.8727	15.6035	22.29	55 Nicholls, Ruth
37	0	0.00	0.0000	0.0000	0.00	22 Schulz, Edward

STANDARD -- Overall Stage Results

VSSM2 - 18-19/9/10

Printed September 19, 2010 at 17:06



Stage 10 -- Stage 10

	PTS	TIME	HIT FACTOR	STAGE POINTS	STAGE PERCENT	COMPETITOR #	Name
1	64	7.50	8.5333	70.0000	100.00	51	Loftes, Jonathan
2	70	8.21	8.5262	69.9414	99.92	74	Mori, Mario
3	67	8.41	7.9667	65.3519	93.36	42	Constable, Tony
4	67	8.48	7.9009	64.8124	92.59	64	Wilhelm, Bob
5	59	7.99	7.3842	60.5738	86.53	78	Reynolds, Dean
6	68	9.30	7.3118	59.9798	85.69	11	Hatch, Greg
7	67	9.71	6.9001	56.6024	80.86	36	Colbertaldo, Livio
8	64	9.64	6.6390	54.4606	77.80	79	Angelopoulos, Louie
9	66	10.03	6.5803	53.9787	77.11	67	Pearson, Ben
10	63	10.08	6.2500	51.2695	73.24	43	Richardson, Sean
11	66	11.11	5.9406	48.7314	69.62	69	Nicholls, Robert
12	67	11.40	5.8772	48.2113	68.87	70	Joy, Dale
13	63	10.74	5.8659	48.1189	68.74	81	Pointon, Roger
14	60	10.40	5.7692	47.3257	67.61	48	Lee, Clinton
15	59	10.25	5.7561	47.2180	67.45	28	Brown, Richard
16	68	11.95	5.6904	46.6789	66.68	86	Toohy, Joel
17	62	11.28	5.4965	45.0881	64.41	66	Ashby, Colin
18	48	8.87	5.4115	44.3912	63.42	75	Lekja, Steve
19	59	11.13	5.3010	43.4847	62.12	27	Buntine, Ryan
20	62	11.78	5.2632	43.1743	61.68	100	Lyne, Greg
21	68	13.39	5.0784	41.6589	59.51	108	Biddiscombe, Simon
22	65	13.27	4.8983	40.1811	57.40	20	Dyer, Glen
23	66	13.61	4.8494	39.7800	56.83	39	Opitz, Ben
24	64	13.50	4.7407	38.8889	55.56	93	Nixon, Anthony
25	60	12.66	4.7393	38.8774	55.54	87	Wolter, Adrian
26	66	14.92	4.4236	36.2873	51.84	83	Bryce, Paul
27	47	10.71	4.3884	35.9988	51.43	52	West, Susan
28	64	18.50	3.4595	28.3784	40.54	54	Pollard, Robert
29	56	16.23	3.4504	28.3041	40.43	71	Joy, Dan
30	42	12.75	3.2941	27.0221	38.60	58	Muscat, Peter
31	51	16.04	3.1796	26.0823	37.26	72	Riordan, Ian
32	56	18.05	3.1025	25.4501	36.36	84	Jellie, Stephen
33	66	22.04	2.9946	24.5647	35.09	44	Richardson, Lisa
34	70	23.98	2.9191	23.9457	34.21	5	Ziccone, Sebastian
35	64	22.15	2.8894	23.7020	33.86	92	Smith, Taylor
36	64	22.61	2.8306	23.2198	33.17	12	Bone, Ken
37	15	32.74	0.4582	3.7583	5.37	106	Mc Crae, Colin

PRODUCTION -- Overall Stage Results

VSSM2 - 18-19/9/10


Printed September 19, 2010 at 17:06



Stage 10 -- Stage 10

	PTS	TIME	HIT FACTOR	STAGE POINTS	STAGE PERCENT	COMPETITOR # Name
1	68	8.21	8.2826	70.0000	100.00	88 Tueno, Gary
2	62	7.96	7.7889	65.8280	94.04	68 Scott, Darren
3	62	8.94	6.9351	58.6120	83.73	96 Twemlow, Ross
4	64	9.24	6.9264	58.5383	83.63	8 Ellis, Chris
5	66	9.62	6.8607	57.9831	82.83	89 Hendrickson, Rick
6	68	10.03	6.7797	57.2981	81.85	2 Tanner, John
7	66	10.50	6.2857	53.1235	75.89	34 Whitfield, Simon
8	38	6.94	5.4755	46.2761	66.11	53 Langley, Paul
9	64	11.85	5.4008	45.6451	65.21	77 Cicolini, Paul
10	64	12.41	5.1571	43.5853	62.26	17 Pallone, Stephen
11	50	9.93	5.0352	42.5552	60.79	107 Sullivan (Jnr), Joseph
12	45	9.06	4.9669	41.9775	59.97	50 Hooper, Boyd
13	62	12.57	4.9324	41.6859	59.55	101 King, Geoff
14	47	9.57	4.9112	41.5067	59.30	56 Smith, Greg
15	56	11.43	4.8994	41.4070	59.15	80 Angelopoulos, James
16	62	12.73	4.8704	41.1619	58.80	6 Cilia, Noel
17	64	13.19	4.8522	41.0079	58.58	104 Harris, Graham
18	62	13.39	4.6303	39.1330	55.90	61 Thorogood, Stuart
19	66	15.10	4.3709	36.9402	52.77	18 O'Connor, Robert
20	56	12.89	4.3445	36.7170	52.45	109 Winnik, Daniel
21	68	16.79	4.0500	34.2287	48.90	26 Moss, John
22	64	15.97	4.0075	33.8694	48.38	14 Craig, Jon
23	60	15.53	3.8635	32.6522	46.65	98 Filzek, Sebastian
24	34	9.31	3.6520	30.8647	44.09	105 Docherty, Terry
25	70	19.53	3.5842	30.2920	43.27	62 Thorogood, James
26	66	19.88	3.3199	28.0582	40.08	24 Chitty, Jo
27	70	21.29	3.2879	27.7878	39.70	94 Rudeforth, Martin
28	60	22.06	2.7199	22.9868	32.84	82 Marks, Robert
29	0	0.00	0.0000	0.0000	0.00	102 Moon, Greg

OPEN -- Overall Stage Results
 VSSM2 - 18-19/9/10
 Printed September 19, 2010 at 17:06



Stage 11 -- Stage 11

	PTS	TIME	HIT FACTOR	STAGE POINTS	STAGE PERCENT	COMPETITOR # Name
1	101	14.64	6.8989	110.0000	100.00	49 Durham, Justin
2	100	14.84	6.7385	107.4431	97.68	90 Moss, Andrew
3	101	15.40	6.5584	104.5714	95.06	85 Mc Kay, Craig
4	100	15.34	6.5189	103.9410	94.49	60 Petts, Doug
5	99	15.24	6.4961	103.5768	94.16	33 Rohrich, Lee
6	95	14.87	6.3887	101.8650	92.60	13 Fitzgerald, Damien
7	104	16.72	6.2201	99.1767	90.16	45 Cockburn, Michael
8	104	17.12	6.0748	96.8594	88.05	21 Williams, Diana
9	103	17.05	6.0411	96.3219	87.57	9 Campbell, Bill
10	97	16.59	5.8469	93.2261	84.75	63 Elliott, Craig
11	97	18.16	5.3414	85.1664	77.42	41 Mihaljevic, Darko
12	108	20.31	5.3176	84.7864	77.08	1 Sarlija, Ivan
13	96	18.12	5.2980	84.4745	76.79	25 Shuey, Vin
14	103	19.67	5.2364	83.4921	75.90	30 Samson, Bryan
15	85	16.92	5.0236	80.0997	72.82	7 Nowak, Mark
16	90	18.69	4.8154	76.7796	69.80	47 Leeder, John
17	109	22.83	4.7744	76.1260	69.21	16 Adriaanse, John
18	101	21.35	4.7307	75.4286	68.57	32 Sleeth, Terence
19	106	22.80	4.6491	74.1282	67.39	29 Samson, Michael
20	103	22.62	4.5535	72.6034	66.00	3 Sullivan (Snr), Joe
21	91	20.57	4.4239	70.5374	64.12	35 Opitz, Mic
22	103	23.45	4.3923	70.0336	63.67	10 Campbell, Julie
23	107	24.51	4.3656	69.6070	63.28	37 Matthews, Rob
24	105	24.29	4.3228	68.9246	62.66	31 Sleeth, Julie
25	104	24.99	4.1617	66.3559	60.32	65 Griffin, Sue
26	101	24.97	4.0449	64.4934	58.63	23 Dickson, Ken
27	108	30.48	3.5433	56.4965	51.36	15 Pohl, David
28	100	29.00	3.4483	54.9812	49.98	99 Beckton, Ged
29	98	29.69	3.3008	52.6294	47.84	38 Brammall, Graham
30	97	30.30	3.2013	51.0436	46.40	73 Sweeney, Bruce
31	91	30.65	2.9690	47.3395	43.04	97 Rinaldi, Peter
32	93	31.82	2.9227	46.6010	42.36	4 Moreland, Carol
33	76	26.87	2.8284	45.0981	41.00	59 Presutti, Adam
34	85	33.73	2.5200	40.1805	36.53	95 Rohrich, Peter
35	104	53.71	1.9363	30.8738	28.07	55 Nicholls, Ruth
36	76	49.79	1.5264	24.3379	22.13	103 Vokasinovic, Jacob
37	0	0.00	0.0000	0.0000	0.00	22 Schulz, Edward

STANDARD -- Overall Stage Results

VSSM2 - 18-19/9/10

Printed September 19, 2010 at 17:06



Stage 11 -- Stage 11

	PTS	TIME	HIT FACTOR	STAGE POINTS	STAGE PERCENT	COMPETITOR # Name
1	90	13.16	6.8389	110.0000	100.00	64 Wilhelm, Bob
2	102	14.93	6.8319	109.8870	99.90	74 Mori, Mario
3	97	15.95	6.0815	97.8176	88.93	42 Constable, Tony
4	108	18.67	5.7847	93.0434	84.58	58 Muscat, Peter
5	103	17.94	5.7414	92.3466	83.95	11 Hatch, Greg
6	99	19.39	5.1057	82.1227	74.66	27 Buntine, Ryan
7	101	19.81	5.0984	82.0055	74.55	70 Joy, Dale
8	103	20.22	5.0940	81.9336	74.49	43 Richardson, Sean
9	98	20.12	4.8708	78.3437	71.22	81 Pointon, Roger
10	87	18.11	4.8040	77.2693	70.24	66 Ashby, Colin
11	94	20.06	4.6859	75.3708	68.52	79 Angelopoulos, Louie
12	102	22.07	4.6217	74.3368	67.58	20 Dyer, Glen
13	96	21.03	4.5649	73.4240	66.75	86 Toohey, Joel
14	100	22.61	4.4228	71.1386	64.67	52 West, Susan
15	90	20.72	4.3436	69.8649	63.51	69 Nicholls, Robert
16	79	19.22	4.1103	66.1119	60.10	75 Lekja, Steve
17	58	14.22	4.0788	65.6046	59.64	51 Loftes, Jonathan
18	102	25.24	4.0412	65.0005	59.09	87 Wolter, Adrian
19	77	19.36	3.9773	63.9722	58.16	100 Lyne, Greg
20	99	25.10	3.9442	63.4406	57.67	78 Reynolds, Dean
21	102	26.14	3.9021	62.7626	57.06	71 Joy, Dan
22	100	26.54	3.7679	60.6045	55.10	93 Nixon, Anthony
23	79	21.91	3.6057	57.9950	52.72	28 Brown, Richard
24	98	27.66	3.5430	56.9875	51.81	67 Pearson, Ben
25	88	25.44	3.4591	55.6380	50.58	108 Biddiscombe, Simon
26	77	23.41	3.2892	52.9048	48.10	48 Lee, Clinton
27	105	32.16	3.2649	52.5145	47.74	83 Bryce, Paul
28	94	29.30	3.2082	51.6020	46.91	44 Richardson, Lisa
29	83	29.11	2.8513	45.8608	41.69	39 Opitz, Ben
30	104	39.49	2.6336	42.3596	38.51	5 Ziccone, Sebastian
31	83	34.42	2.4114	38.7858	35.26	54 Pollard, Robert
32	100	44.43	2.2507	36.2018	32.91	12 Bone, Ken
33	75	37.12	2.0205	32.4982	29.54	84 Jellie, Stephen
34	54	27.77	1.9445	31.2769	28.43	72 Riordan, Ian
35	94	52.07	1.8053	29.0366	26.40	106 Mc Crae, Colin
36	27	18.15	1.4876	23.9273	21.75	36 Colbertaldo, Livio
37	24	41.85	0.5735	9.2241	8.39	92 Smith, Taylor

PRODUCTION -- Overall Stage Results

VSSM2 - 18-19/9/10


Printed September 19, 2010 at 17:06



Stage 11 -- Stage 11

	PTS	TIME	HIT FACTOR	STAGE POINTS	STAGE PERCENT	COMPETITOR # Name
1	98	15.72	6.2341	110.0000	100.00	88 Tueno, Gary
2	106	18.41	5.7577	101.5947	92.36	34 Whitfield, Simon
3	96	17.71	5.4207	95.6471	86.95	8 Ellis, Chris
4	87	16.51	5.2695	92.9804	84.53	53 Langley, Paul
5	88	16.74	5.2569	92.7569	84.32	89 Hendrickson, Rick
6	82	16.66	4.9220	86.8476	78.95	68 Scott, Darren
7	81	17.37	4.6632	82.2819	74.80	96 Twemlow, Ross
8	80	17.25	4.6377	81.8314	74.39	50 Hooper, Boyd
9	90	20.86	4.3145	76.1285	69.21	109 Winnik, Daniel
10	86	21.23	4.0509	71.4772	64.98	2 Tanner, John
11	96	24.01	3.9983	70.5502	64.14	17 Pallone, Stephen
12	106	26.71	3.9686	70.0247	63.66	101 King, Geoff
13	104	26.37	3.9439	69.5893	63.26	18 O'Connor, Robert
14	94	23.96	3.9232	69.2246	62.93	77 Cicolini, Paul
15	82	20.97	3.9103	68.9977	62.73	80 Angelopoulos, James
16	104	26.96	3.8576	68.0664	61.88	61 Thorogood, Stuart
17	71	18.95	3.7467	66.1102	60.10	107 Sullivan (Jnr), Joseph
18	83	23.13	3.5884	63.3172	57.56	104 Harris, Graham
19	82	23.57	3.4790	61.3866	55.81	6 Cilia, Noel
20	100	30.55	3.2733	57.7574	52.51	14 Craig, Jon
21	94	29.09	3.2314	57.0169	51.83	24 Chitty, Jo
22	96	31.43	3.0544	53.8947	49.00	98 Filzek, Sebastian
23	52	17.45	2.9799	52.5808	47.80	105 Docherty, Terry
24	100	34.60	2.8902	50.9968	46.36	94 Rudeforth, Martin
25	94	33.15	2.8356	50.0338	45.49	62 Thorogood, James
26	90	33.59	2.6794	47.2772	42.98	82 Marks, Robert
27	98	38.09	2.5729	45.3977	41.27	26 Moss, John
28	21	18.99	1.1058	19.5125	17.74	56 Smith, Greg
29	0	0.00	0.0000	0.0000	0.00	102 Moon, Greg

OPEN -- Overall Stage Results
VSSM2 - 18-19/9/10
Printed September 19, 2010 at 17:06



Stage 12 -- Stage 12

	PTS	TIME	HIT FACTOR	STAGE POINTS	STAGE PERCENT	COMPETITOR # Name
1	40	10.38	3.8536	40.0000	100.00	9 Campbell, Bill
2	38	10.20	3.7255	38.6706	96.68	49 Durham, Justin
3	38	12.29	3.0919	32.0944	80.24	30 Samson, Bryan
4	39	12.75	3.0588	31.7506	79.38	41 Mihaljevic, Darko
5	38	13.06	2.9096	30.2021	75.51	13 Fitzgerald, Damien
6	38	13.15	2.8897	29.9954	74.99	60 Petts, Doug
7	39	14.52	2.6860	27.8802	69.70	1 Sarlija, Ivan
8	40	15.38	2.6008	26.9961	67.49	47 Leeder, John
9	24	9.45	2.5397	26.3619	65.90	33 Rohrich, Lee
10	25	10.17	2.4582	25.5162	63.79	90 Moss, Andrew
11	39	15.99	2.4390	25.3171	63.29	7 Nowak, Mark
12	37	15.39	2.4042	24.9552	62.39	16 Adriaanse, John
13	30	12.48	2.4038	24.9519	62.38	85 Mc Kay, Craig
14	39	16.32	2.3897	24.8051	62.01	37 Matthews, Rob
15	38	16.35	2.3242	24.1248	60.31	3 Sullivan (Snr), Joe
16	39	16.93	2.3036	23.9114	59.78	29 Samson, Michael
17	38	16.54	2.2975	23.8476	59.62	65 Griffin, Sue
18	37	16.74	2.2103	22.9427	57.36	25 Shuey, Vin
19	38	17.39	2.1852	22.6820	56.71	15 Pohl, David
20	25	12.65	1.9763	20.5138	51.28	35 Opitz, Mic
21	38	19.75	1.9241	19.9716	49.93	10 Campbell, Julie
22	40	21.07	1.8984	19.7057	49.26	31 Sleeth, Julie
23	21	11.99	1.7515	18.1802	45.45	63 Elliott, Craig
24	19	11.68	1.6267	16.8853	42.21	21 Williams, Diana
25	24	15.14	1.5852	16.4544	41.14	32 Sleeth, Terence
26	38	24.82	1.5310	15.8920	39.73	55 Nicholls, Ruth
27	22	14.93	1.4735	15.2954	38.24	45 Cockburn, Michael
28	37	25.23	1.4665	15.2224	38.06	97 Rinaldi, Peter
29	23	16.53	1.3914	14.4428	36.11	23 Dickson, Ken
30	40	30.39	1.3162	13.6624	34.16	38 Brammall, Graham
31	35	39.42	0.8879	9.2161	23.04	103 Vokasinovic, Jacob
32	11	16.39	0.6711	6.9664	17.42	99 Beckton, Ged
33	9	37.67	0.2389	2.4800	6.20	4 Moreland, Carol
34	2	17.78	0.1125	1.1676	2.92	73 Sweeney, Bruce
35	0	0.00	0.0000	0.0000	0.00	22 Schulz, Edward
36	0	17.67	0.0000	0.0000	0.00	95 Rohrich, Peter
37	0	0.00	0.0000	0.0000	0.00	59 Presutti, Adam

STANDARD -- Overall Stage Results

VSSM2 - 18-19/9/10

Printed September 19, 2010 at 17:06



Stage 12 -- Stage 12

	PTS	TIME	HIT FACTOR	STAGE POINTS	STAGE PERCENT	COMPETITOR # Name
1	39	9.29	4.1981	40.0000	100.00	51 Loftes, Jonathan
2	38	10.24	3.7109	35.3586	88.40	64 Wilhelm, Bob
3	38	11.48	3.3101	31.5394	78.85	42 Constable, Tony
4	35	10.73	3.2619	31.0799	77.70	74 Mori, Mario
5	38	12.80	2.9688	28.2869	70.72	67 Pearson, Ben
6	38	13.24	2.8701	27.3468	68.37	11 Hatch, Greg
7	34	11.99	2.8357	27.0191	67.55	75 Lekja, Steve
8	40	15.18	2.6350	25.1073	62.77	58 Muscat, Peter
9	30	11.46	2.6178	24.9429	62.36	79 Angelopoulos, Louie
10	36	14.83	2.4275	23.1298	57.82	66 Ashby, Colin
11	38	15.97	2.3795	22.6720	56.68	27 Buntine, Ryan
12	38	16.22	2.3428	22.3226	55.81	100 Lyne, Greg
13	34	14.92	2.2788	21.7131	54.28	48 Lee, Clinton
14	40	18.03	2.2185	21.1386	52.85	71 Joy, Dan
15	37	18.43	2.0076	19.1288	47.82	36 Colbertaldo, Livio
16	34	17.64	1.9274	18.3650	45.91	106 Mc Crae, Colin
17	36	19.29	1.8663	17.7820	44.46	20 Dyer, Glen
18	32	17.48	1.8307	17.4429	43.61	86 Toohey, Joel
19	25	14.26	1.7532	16.7044	41.76	78 Reynolds, Dean
20	23	13.49	1.7050	16.2453	40.61	70 Joy, Dale
21	38	22.68	1.6755	15.9644	39.91	83 Bryce, Paul
22	36	22.55	1.5965	15.2113	38.03	52 West, Susan
23	23	15.27	1.5062	14.3516	35.88	69 Nicholls, Robert
24	23	15.57	1.4772	14.0751	35.19	87 Wolter, Adrian
25	24	16.34	1.4688	13.9949	34.99	39 Opitz, Ben
26	23	17.30	1.3295	12.6676	31.67	43 Richardson, Sean
27	25	20.61	1.2130	11.5577	28.89	84 Jellie, Stephen
28	21	19.03	1.1035	10.5146	26.29	93 Nixon, Anthony
29	13	13.48	0.9644	9.1889	22.97	81 Pointon, Roger
30	13	16.25	0.8000	7.6226	19.06	28 Brown, Richard
31	9	20.65	0.4358	4.1527	10.38	5 Ziccone, Sebastian
32	13	32.24	0.4032	3.8420	9.61	54 Pollard, Robert
33	7	23.43	0.2988	2.8467	7.12	92 Smith, Taylor
34	4	39.59	0.1010	0.9627	2.41	44 Richardson, Lisa
35	0	22.18	0.0000	0.0000	0.00	12 Bone, Ken
36	0	22.44	0.0000	0.0000	0.00	108 Biddiscombe, Simon
37	0	18.55	0.0000	0.0000	0.00	72 Riordan, Ian

PRODUCTION -- Overall Stage Results

VSSM2 - 18-19/9/10

Printed September 19, 2010 at 17:06



Stage 12 -- Stage 12

	PTS	TIME	HIT FACTOR	STAGE POINTS	STAGE PERCENT	COMPETITOR # Name
1	36	9.25	3.8919	40.0000	100.00	53 Langley, Paul
2	38	9.84	3.8618	39.6906	99.23	88 Tueno, Gary
3	36	11.97	3.0075	30.9106	77.28	8 Ellis, Chris
4	38	13.17	2.8853	29.6549	74.14	89 Hendrickson, Rick
5	38	13.30	2.8571	29.3651	73.41	2 Tanner, John
6	34	12.17	2.7938	28.7136	71.78	96 Twemlow, Ross
7	34	12.55	2.7092	27.8442	69.61	107 Sullivan (Jnr), Joseph
8	34	12.77	2.6625	27.3645	68.41	34 Whitfield, Simon
9	40	15.75	2.5397	26.1023	65.26	77 Cicolini, Paul
10	38	16.57	2.2933	23.5700	58.93	101 King, Geoff
11	38	16.70	2.2754	23.3866	58.47	98 Filzek, Sebastian
12	38	18.37	2.0686	21.2605	53.15	14 Craig, Jon
13	36	17.70	2.0339	20.9040	52.26	24 Chitty, Jo
14	34	17.16	1.9814	20.3639	50.91	62 Thorogood, James
15	34	17.85	1.9048	19.5767	48.94	82 Marks, Robert
16	28	15.63	1.7914	18.4119	46.03	6 Cilia, Noel
17	21	12.99	1.6166	16.6153	41.54	50 Hooper, Boyd
18	34	22.01	1.5448	15.8766	39.69	26 Moss, John
19	17	11.49	1.4795	15.2065	38.02	68 Scott, Darren
20	17	14.25	1.1930	12.2612	30.65	109 Winnik, Daniel
21	21	23.90	0.8787	9.0307	22.58	105 Docherty, Terry
22	23	26.25	0.8762	9.0053	22.51	61 Thorogood, Stuart
23	11	16.86	0.6524	6.7055	16.76	94 Rudeforth, Martin
24	7	18.10	0.3867	3.9748	9.94	17 Pallone, Stephen
25	6	16.97	0.3536	3.6339	9.08	18 O'Connor, Robert
26	5	23.93	0.2089	2.1475	5.37	80 Angelopoulos, James
27	2	30.56	0.0654	0.6726	1.68	104 Harris, Graham
28	0	0.00	0.0000	0.0000	0.00	102 Moon, Greg
29	0	13.35	0.0000	0.0000	0.00	56 Smith, Greg



Disqualified Shooters

No. Name

19 Locke, Phil
40 Barrie, Robert
46 Trim, Doug
57 Widuckel, John
76 Bray, Nick
91 Sharpe, Richard