


OPEN -- Overall Stage Results

VSSM1 - 15/8/2010

Printed August 15, 2010 at 18:15



Stage 1 -- Stage One Range One

	PTS	TIME	HIT FACTOR	STAGE POINTS	STAGE PERCENT	COMPETITOR # Name
1	50	5.79	8.6356	50.0000	100.00	1 Campbell, Bill
2	50	6.03	8.2919	48.0100	96.02	69 Moss, Andrew
3	49	6.40	7.6563	44.3297	88.66	35 Durham, Justin
4	50	6.73	7.4294	43.0163	86.03	22 Opitz, Mic
5	50	6.88	7.2674	42.0785	84.16	94 Mudge, Darren
6	50	7.15	6.9930	40.4895	80.98	31 Nowak, Mark
7	50	7.58	6.5963	38.1926	76.39	16 Rohrich, Lee
8	50	7.58	6.5963	38.1926	76.39	121 Fiorentino, Brian
9	50	7.60	6.5789	38.0921	76.18	46 Aksu, Mustafa
10	50	7.81	6.4020	37.0679	74.14	44 Hateley, Dean
11	48	7.62	6.2992	36.4724	72.94	97 Leeder, John
12	50	8.04	6.2189	36.0075	72.01	62 Adriaanse, John
13	50	8.20	6.0976	35.3049	70.61	39 Brammall, Graham
14	50	8.33	6.0024	34.7539	69.51	67 Ould, Bruce
15	50	8.58	5.8275	33.7413	67.48	5 Sullivan (Snr), Joe
16	48	8.39	5.7211	33.1251	66.25	120 Fiorentino, Mario
17	50	8.96	5.5804	32.3103	64.62	85 Palacio, Rey
18	50	9.15	5.4645	31.6393	63.28	24 Cilia, Nathan
19	50	9.29	5.3821	31.1625	62.33	2 Campbell, Julie
20	50	9.39	5.3248	30.8307	61.66	123 Sheil, Mark
21	35	7.30	4.7945	27.7603	55.52	71 Sleeth, Terence
22	48	10.42	4.6065	26.6718	53.34	19 Miller, Russell
23	35	8.21	4.2631	24.6833	49.37	23 Cilia, Ian
24	50	11.81	4.2337	24.5131	49.03	59 Sweeney, Bruce
25	50	12.41	4.0290	23.3280	46.66	49 Samson, Michael
26	50	12.54	3.9872	23.0861	46.17	10 Winnik, Sarah
27	50	13.84	3.6127	20.9176	41.84	33 Barrie, Robert
28	50	15.10	3.3113	19.1722	38.34	72 Sleeth, Julie
29	49	15.13	3.2386	18.7515	37.50	112 Dickson, Ken
30	50	15.47	3.2321	18.7136	37.43	34 Pohl, David
31	50	20.60	2.4272	14.0534	28.11	42 Matthews, Rob
32	50	44.66	1.1196	6.4823	12.96	118 Moreland, Carol
33	0	0.00	0.0000	0.0000	0.00	122 Pateras, Paul

STANDARD -- Overall Stage Results

VSSM1 - 15/8/2010

Printed August 15, 2010 at 18:15



Stage 1 -- Stage One Range One

	PTS	TIME	HIT FACTOR	STAGE POINTS	STAGE PERCENT	COMPETITOR #	Name
1	50	4.90	10.2041	50.0000	100.00	56	Loftes, Jonathan
2	50	6.74	7.4184	36.3501	72.70	126	Peterson, Jeff (Jnr)
3	50	7.39	6.7659	33.1529	66.31	106	Arsenijevic, Sasha
4	35	5.28	6.6288	32.4811	64.96	105	Wilhelm, Bob
5	50	7.76	6.4433	31.5722	63.14	79	Darvas, Charlie
6	50	8.09	6.1805	30.2843	60.57	125	Peterson, Jeff
7	50	8.20	6.0976	29.8780	59.76	102	Nicholls, Robert
8	35	5.76	6.0764	29.7743	59.55	78	Mori, Mario
9	50	8.77	5.7013	27.9361	55.87	107	Damaso, Gary
10	35	6.16	5.6818	27.8409	55.68	50	Constable, Tony
11	50	8.85	5.6497	27.6836	55.37	113	Bray, Nick
12	50	9.11	5.4885	26.8935	53.79	63	Green, Peter
13	50	9.37	5.3362	26.1473	52.29	65	Boak, Donald
14	50	9.44	5.2966	25.9534	51.91	119	Moon, Jonathan
15	50	10.18	4.9116	24.0668	48.13	115	Houston, Scott
16	50	10.75	4.6512	22.7907	45.58	75	Glasgow, Spence
17	35	7.72	4.5337	22.2150	44.43	103	Richardson, Sean
18	50	11.16	4.4803	21.9534	43.91	28	Hatch, Greg
19	50	11.19	4.4683	21.8945	43.79	7	Ziccone, Sebastian
20	50	11.39	4.3898	21.5101	43.02	8	Herron, Bob
21	50	11.44	4.3706	21.4161	42.83	96	Buntine, Ryan
22	50	11.71	4.2699	20.9223	41.84	21	Opitz, Ben
23	50	12.14	4.1186	20.1812	40.36	76	Dwyer, Terry
24	50	12.58	3.9746	19.4754	38.95	40	Joy, Dale
25	35	8.93	3.9194	19.2049	38.41	17	Pitt, Anita
26	50	13.20	3.7879	18.5606	37.12	87	Muscat, Peter
27	49	13.18	3.7178	18.2170	36.43	83	Reynolds, Dean
28	50	13.47	3.7120	18.1886	36.38	101	Dyer, Glen
29	20	5.51	3.6298	17.7858	35.57	88	Delaney, Steven
30	50	14.33	3.4892	17.0970	34.19	20	Miller, Susanne
31	50	14.67	3.4083	16.7008	33.40	11	Munday, Stephen
32	50	14.79	3.3807	16.5652	33.13	66	James, Lucille
33	50	14.80	3.3784	16.5541	33.11	55	West, Susan
34	35	10.51	3.3302	16.3178	32.64	68	Ould, Matthew
35	50	15.08	3.3156	16.2467	32.49	90	Seddon, Scott
36	50	15.31	3.2658	16.0026	32.01	124	Fangmeier, Bernie
37	50	15.46	3.2342	15.8473	31.69	108	Colbertaldo, Livio
38	50	15.55	3.2154	15.7556	31.51	80	Clifford, Glenda
39	50	15.57	3.2113	15.7354	31.47	95	Young, Chris
40	50	16.10	3.1056	15.2174	30.43	82	Lee, Clinton
41	35	11.45	3.0568	14.9782	29.96	104	Richardson, Lisa
42	50	16.61	3.0102	14.7502	29.50	38	Basco, Freddie

STANDARD -- Overall Stage Results

VSSM1 - 15/8/2010

Printed August 15, 2010 at 18:15



Stage 1 -- Stage One Range One

	PTS	TIME	HIT FACTOR	STAGE POINTS	STAGE PERCENT	COMPETITOR # Name
43	50	16.90	2.9586	14.4970	28.99	98 Hanegraaf, Paul
44	35	12.10	2.8926	14.1736	28.35	64 Toohey, Joel
45	50	19.29	2.5920	12.7009	25.40	41 Joy, Dan
46	50	19.31	2.5893	12.6877	25.38	77 Marshall, Murray
47	35	13.52	2.5888	12.6849	25.37	111 Pearson, Ben
48	50	20.08	2.4900	12.2012	24.40	91 Fleming, Jack
49	50	20.59	2.4284	11.8990	23.80	47 Tran, Phil
50	50	21.51	2.3245	11.3901	22.78	86 Smith, Dana
51	50	22.14	2.2584	11.0659	22.13	54 Bone, Ken
52	50	26.53	1.8847	9.2348	18.47	36 Mc Crae, Colin

PRODUCTION -- Overall Stage Results

VSSM1 - 15/8/2010

Printed August 15, 2010 at 18:15




Stage 1 -- Stage One Range One

	PTS	TIME	HIT FACTOR	STAGE POINTS	STAGE PERCENT	COMPETITOR #	Name
1	50	6.27	7.9745	50.0000	100.00	6	Sullivan (Jnr), Joseph
2	50	7.13	7.0126	43.9691	87.94	52	Trotter, Andrew
3	50	7.14	7.0028	43.9076	87.82	100	Burnet, Campbell
4	50	7.84	6.3776	39.9872	79.97	37	Ashby, Colin
5	50	8.02	6.2344	39.0898	78.18	74	Hendrickson, Rick
6	50	8.08	6.1881	38.7995	77.60	51	Twemlow, Ross
7	50	8.31	6.0168	37.7256	75.45	14	Moon, Greg
8	50	8.47	5.9032	37.0130	74.03	9	Winnik, Daniel
9	50	8.68	5.7604	36.1175	72.24	84	Cicolini, Paul
10	50	9.08	5.5066	34.5264	69.05	15	Docherty, Terry
11	50	9.27	5.3937	33.8188	67.64	13	Doherty, Peter
12	50	9.31	5.3706	33.6735	67.35	73	Scott, Darren
13	50	9.38	5.3305	33.4222	66.84	30	Ellis, Chris
14	50	9.72	5.1440	32.2531	64.51	26	Tanner, John
15	50	9.95	5.0251	31.5075	63.02	12	Parker, Duncan
16	50	10.20	4.9020	30.7353	61.47	57	Hooper, Boyd
17	50	10.61	4.7125	29.5476	59.10	32	O'Pray, Stephen
18	50	11.16	4.4803	28.0914	56.18	45	Whitfield, Simon
19	50	11.34	4.4092	27.6455	55.29	58	Tueno, Gary
20	50	11.88	4.2088	26.3889	52.78	109	Bugayong, Casey
21	50	11.88	4.2088	26.3889	52.78	110	Lamb, Peter
22	48	11.83	4.0575	25.4404	50.88	3	King, Geoff
23	50	12.78	3.9124	24.5305	49.06	81	Bartsch, Nicholas
24	50	12.94	3.8640	24.2272	48.45	27	Cilia, Noel
25	50	13.27	3.7679	23.6247	47.25	61	Thorogood, Stuart
26	50	14.64	3.4153	21.4139	42.83	4	Craig, Jon
27	50	15.39	3.2489	20.3704	40.74	92	Smith, Greg
28	50	15.65	3.1949	20.0319	40.06	89	Taranek, Tomasz
29	50	16.33	3.0618	19.1978	38.40	18	Turkkan, Erol
30	50	16.51	3.0285	18.9885	37.98	43	Filzek, Sebastian
31	35	11.56	3.0277	18.9836	37.97	70	Shuey, Vin
32	50	17.55	2.8490	17.8632	35.73	117	Chitty, Jo
33	50	18.50	2.7027	16.9459	33.89	53	Osborne, Neil
34	35	16.21	2.1592	13.5379	27.08	116	Lynch, Bill
35	50	23.54	2.1240	13.3178	26.64	25	Moss, John
36	46	25.53	1.8018	11.2973	22.59	114	Lawson, James
37	35	19.66	1.7803	11.1623	22.32	60	Thorogood, James
38	0	0.00	0.0000	0.0000	0.00	48	Samson, Glenn

OPEN -- Overall Stage Results

VSSM1 - 15/8/2010

Printed August 15, 2010 at 18:15



Stage 2 -- Stage Two Range Two

	PTS	TIME	HIT FACTOR	STAGE POINTS	STAGE PERCENT	COMPETITOR # Name
1	60	9.28	6.4655	60.0000	100.00	69 Moss, Andrew
2	59	10.32	5.7171	53.0543	88.42	31 Nowak, Mark
3	56	9.92	5.6452	52.3871	87.31	71 Sleeth, Terence
4	54	10.42	5.1823	48.0921	80.15	1 Campbell, Bill
5	57	11.04	5.1630	47.9130	79.86	94 Mudge, Darren
6	57	11.25	5.0667	47.0187	78.36	35 Durham, Justin
7	58	11.96	4.8495	45.0033	75.01	67 Ould, Bruce
8	55	11.41	4.8203	44.7327	74.55	10 Winnik, Sarah
9	40	8.67	4.6136	42.8143	71.36	16 Rohrich, Lee
10	59	13.36	4.4162	40.9820	68.30	120 Fiorentino, Mario
11	56	13.29	4.2137	39.1031	65.17	44 Hateley, Dean
12	59	14.03	4.2053	39.0250	65.04	121 Fiorentino, Brian
13	53	12.65	4.1897	38.8806	64.80	85 Palacio, Rey
14	57	14.52	3.9256	36.4298	60.72	123 Sheil, Mark
15	50	12.81	3.9032	36.2217	60.37	62 Adriaanse, John
16	57	15.18	3.7549	34.8459	58.08	49 Samson, Michael
17	55	14.88	3.6962	34.3011	57.17	2 Campbell, Julie
18	60	16.57	3.6210	33.6029	56.00	5 Sullivan (Snr), Joe
19	60	17.47	3.4345	31.8718	53.12	34 Pohl, David
20	58	17.05	3.4018	31.5683	52.61	112 Dickson, Ken
21	55	16.85	3.2641	30.2908	50.48	22 Opitz, Mic
22	58	18.50	3.1351	29.0941	48.49	42 Matthews, Rob
23	58	18.52	3.1317	29.0626	48.44	39 Brammall, Graham
24	41	14.34	2.8591	26.5328	44.22	72 Sleeth, Julie
25	52	19.36	2.6860	24.9256	41.54	24 Cilia, Nathan
26	56	22.11	2.5328	23.5043	39.17	59 Sweeney, Bruce
27	58	22.93	2.5294	23.4732	39.12	19 Miller, Russell
28	44	17.40	2.5287	23.4667	39.11	46 Aksu, Mustafa
29	18	17.64	1.0204	9.4694	15.78	33 Barrie, Robert
30	26	30.35	0.8567	7.9499	13.25	23 Cilia, Ian
31	38	143.70	0.2644	2.4540	4.09	118 Moreland, Carol
32	0	0.00	0.0000	0.0000	0.00	122 Pateras, Paul
33	0	14.01	0.0000	0.0000	0.00	97 Leeder, John

STANDARD -- Overall Stage Results

VSSM1 - 15/8/2010

Printed August 15, 2010 at 18:15



Stage 2 -- Stage Two Range Two

	PTS	TIME	HIT FACTOR	STAGE POINTS	STAGE PERCENT	COMPETITOR #	Name
1	56	8.42	6.6508	60.0000	100.00	56	Loftes, Jonathan
2	50	9.82	5.0916	45.9340	76.56	90	Seddon, Scott
3	56	11.50	4.8696	43.9304	73.22	87	Muscat, Peter
4	59	12.46	4.7352	42.7178	71.20	78	Mori, Mario
5	59	12.82	4.6022	41.5183	69.20	79	Darvas, Charlie
6	56	12.44	4.5016	40.6109	67.68	115	Houston, Scott
7	54	12.06	4.4776	40.3945	67.32	95	Young, Chris
8	42	9.83	4.2726	38.5453	64.24	50	Constable, Tony
9	58	14.21	4.0816	36.8222	61.37	96	Buntine, Ryan
10	54	13.42	4.0238	36.3008	60.50	113	Bray, Nick
11	40	10.36	3.8610	34.8318	58.05	88	Delaney, Steven
12	58	15.57	3.7251	33.6058	56.01	76	Dwyer, Terry
13	51	14.84	3.4367	31.0036	51.67	40	Joy, Dale
14	57	17.29	3.2967	29.7410	49.57	119	Moon, Jonathan
15	57	17.43	3.2702	29.5021	49.17	28	Hatch, Greg
16	48	15.24	3.1496	28.4139	47.36	91	Fleming, Jack
17	60	19.45	3.0848	27.8296	46.38	65	Boak, Donald
18	46	14.99	3.0687	27.6842	46.14	64	Toohy, Joel
19	42	13.76	3.0523	27.5363	45.89	103	Richardson, Sean
20	42	13.99	3.0021	27.0836	45.14	107	Damaso, Gary
21	54	18.53	2.9142	26.2902	43.82	82	Lee, Clinton
22	48	16.73	2.8691	25.8834	43.14	68	Ould, Matthew
23	33	11.72	2.8157	25.4016	42.34	106	Arsenijevic, Sasha
24	48	17.38	2.7618	24.9153	41.53	17	Pitt, Anita
25	54	19.58	2.7579	24.8803	41.47	98	Hanegraaf, Paul
26	41	15.40	2.6623	24.0181	40.03	75	Glasgow, Spence
27	41	15.85	2.5868	23.3362	38.89	126	Peterson, Jeff (Jnr)
28	35	13.78	2.5399	22.9136	38.19	125	Peterson, Jeff
29	57	22.95	2.4837	22.4062	37.34	101	Dyer, Glen
30	43	17.70	2.4294	21.9165	36.53	111	Pearson, Ben
31	48	19.76	2.4291	21.9144	36.52	8	Herron, Bob
32	37	15.43	2.3979	21.6327	36.05	63	Green, Peter
33	58	27.44	2.1137	19.0686	31.78	55	West, Susan
34	41	20.37	2.0128	18.1580	30.26	11	Munday, Stephen
35	39	20.51	1.9015	17.1544	28.59	7	Ziccone, Sebastian
36	39	21.66	1.8006	16.2436	27.07	21	Opitz, Ben
37	31	17.40	1.7816	16.0727	26.79	80	Clifford, Glenda
38	54	34.09	1.5840	14.2903	23.82	108	Colbertaldo, Livio
39	26	16.88	1.5403	13.8956	23.16	83	Reynolds, Dean
40	35	24.17	1.4481	13.0637	21.77	104	Richardson, Lisa
41	35	24.80	1.4113	12.7319	21.22	38	Basco, Freddie
42	37	26.98	1.3714	12.3719	20.62	102	Nicholls, Robert

STANDARD -- Overall Stage Results

VSSM1 - 15/8/2010

Printed August 15, 2010 at 18:15




Stage 2 -- Stage Two Range Two

	PTS	TIME	HIT FACTOR	STAGE POINTS	STAGE PERCENT	COMPETITOR # Name
43	14	10.55	1.3270	11.9716	19.95	105 Wilhelm, Bob
44	24	19.07	1.2585	11.3537	18.92	47 Tran, Phil
45	46	41.89	1.0981	9.9066	16.51	20 Miller, Susanne
46	41	48.44	0.8464	7.6358	12.73	77 Marshall, Murray
47	28	33.85	0.8272	7.4623	12.44	54 Bone, Ken
48	24	30.32	0.7916	7.1410	11.90	66 James, Lucille
49	24	33.07	0.7257	6.5472	10.91	36 Mc Crae, Colin
50	41	63.16	0.6491	5.8562	9.76	124 Fangmeier, Bernie
51	22	35.06	0.6275	5.6609	9.43	86 Smith, Dana
52	15	23.91	0.6274	5.6596	9.43	41 Joy, Dan

PRODUCTION -- Overall Stage Results

VSSM1 - 15/8/2010

Printed August 15, 2010 at 18:15



Stage 2 -- Stage Two Range Two

	PTS	TIME	HIT FACTOR	STAGE POINTS	STAGE PERCENT	COMPETITOR #	Name
1	56	11.88	4.7138	60.0000	100.00	30	Ellis, Chris
2	58	12.95	4.4788	57.0083	95.01	14	Moon, Greg
3	54	12.52	4.3131	54.8996	91.50	58	Tueno, Gary
4	56	13.22	4.2360	53.9183	89.86	52	Trotter, Andrew
5	52	12.55	4.1434	52.7399	87.90	6	Sullivan (Jnr), Joseph
6	58	15.37	3.7736	48.0323	80.05	45	Whitfield, Simon
7	35	10.40	3.3654	42.8365	71.39	73	Scott, Darren
8	54	16.09	3.3561	42.7186	71.20	74	Hendrickson, Rick
9	50	15.13	3.3047	42.0640	70.11	26	Tanner, John
10	50	15.93	3.1387	39.9516	66.59	51	Twemlow, Ross
11	50	16.24	3.0788	39.1889	65.31	27	Cilia, Noel
12	52	17.24	3.0162	38.3924	63.99	57	Hooper, Boyd
13	39	13.57	2.8740	36.5817	60.97	15	Docherty, Terry
14	58	20.23	2.8670	36.4932	60.82	70	Shuey, Vin
15	52	18.39	2.8276	35.9916	59.99	37	Ashby, Colin
16	52	18.76	2.7719	35.2818	58.80	9	Winnik, Daniel
17	52	20.06	2.5922	32.9953	54.99	117	Chitty, Jo
18	45	17.83	2.5238	32.1248	53.54	3	King, Geoff
19	35	15.36	2.2786	29.0039	48.34	84	Cicolini, Paul
20	52	23.47	2.2156	28.2013	47.00	61	Thorogood, Stuart
21	30	13.92	2.1552	27.4323	45.72	89	Taranek, Tomasz
22	50	23.59	2.1195	26.9787	44.96	4	Craig, Jon
23	39	19.20	2.0313	25.8549	43.09	92	Smith, Greg
24	39	19.46	2.0041	25.5095	42.52	109	Bugayong, Casey
25	35	17.63	1.9853	25.2694	42.12	100	Burnet, Campbell
26	39	20.11	1.9393	24.6849	41.14	12	Parker, Duncan
27	30	16.47	1.8215	23.1850	38.64	110	Lamb, Peter
28	52	29.91	1.7385	22.1292	36.88	114	Lawson, James
29	54	31.21	1.7302	22.0232	36.71	53	Osborne, Neil
30	50	30.47	1.6410	20.8871	34.81	48	Samson, Glenn
31	37	23.21	1.5941	20.2911	33.82	116	Lynch, Bill
32	39	26.98	1.4455	18.3993	30.67	18	Turkkan, Erol
33	26	19.55	1.3299	16.9280	28.21	32	O'Pray, Stephen
34	33	24.88	1.3264	16.8828	28.14	43	Filzek, Sebastian
35	28	26.50	1.0566	13.4491	22.42	25	Moss, John
36	22	21.41	1.0276	13.0793	21.80	13	Doherty, Peter
37	22	23.82	0.9236	11.7560	19.59	60	Thorogood, James
38	18	20.06	0.8973	11.4214	19.04	81	Bartsch, Nicholas

OPEN -- Overall Stage Results

VSSM1 - 15/8/2010

Printed August 15, 2010 at 18:15



Stage 3 -- Stage Three Range Three Left

	PTS	TIME	HIT FACTOR	STAGE POINTS	STAGE PERCENT	COMPETITOR #	Name
1	36	4.87	7.3922	40.0000	100.00	16	Rohrich, Lee
2	37	5.49	6.7395	36.4683	91.17	31	Nowak, Mark
3	33	5.03	6.5606	35.5003	88.75	35	Durham, Justin
4	36	5.53	6.5099	35.2260	88.07	121	Fiorentino, Brian
5	39	6.03	6.4677	34.9972	87.49	69	Moss, Andrew
6	35	5.53	6.3291	34.2475	85.62	1	Campbell, Bill
7	38	6.57	5.7839	31.2971	78.24	49	Samson, Michael
8	36	6.76	5.3254	28.8166	72.04	46	Aksu, Mustafa
9	38	7.18	5.2925	28.6382	71.60	120	Fiorentino, Mario
10	36	6.88	5.2326	28.3140	70.78	97	Leeder, John
11	40	7.68	5.2083	28.1829	70.46	112	Dickson, Ken
12	37	7.16	5.1676	27.9624	69.91	94	Mudge, Darren
13	37	7.25	5.1034	27.6153	69.04	44	Hateley, Dean
14	39	8.01	4.8689	26.3462	65.87	39	Brammall, Graham
15	37	7.81	4.7375	25.6352	64.09	62	Adriaanse, John
16	40	8.54	4.6838	25.3448	63.36	5	Sullivan (Snr), Joe
17	40	8.94	4.4743	24.2108	60.53	72	Sleeth, Julie
18	37	8.32	4.4471	24.0638	60.16	59	Sweeney, Bruce
19	39	8.94	4.3624	23.6055	59.01	85	Palacio, Rey
20	38	9.26	4.1037	22.2054	55.51	71	Sleeth, Terence
21	22	5.75	3.8261	20.7034	51.76	22	Opitz, Mic
22	38	10.36	3.6680	19.8477	49.62	24	Cilia, Nathan
23	24	6.87	3.4934	18.9034	47.26	67	Ould, Bruce
24	32	9.17	3.4896	18.8828	47.21	34	Pohl, David
25	30	9.20	3.2609	17.6449	44.11	23	Cilia, Ian
26	21	6.50	3.2308	17.4820	43.71	10	Winnik, Sarah
27	24	9.32	2.5751	13.9342	34.84	33	Barrie, Robert
28	20	8.75	2.2857	12.3683	30.92	2	Campbell, Julie
29	36	19.72	1.8256	9.8783	24.70	42	Matthews, Rob
30	34	21.74	1.5639	8.4626	21.16	19	Miller, Russell
31	2	26.15	0.0765	0.4139	1.03	118	Moreland, Carol
32	0	0.00	0.0000	0.0000	0.00	122	Pateras, Paul
33	0	0.00	0.0000	0.0000	0.00	123	Sheil, Mark

STANDARD -- Overall Stage Results

VSSM1 - 15/8/2010

Printed August 15, 2010 at 18:15



Stage 3 -- Stage Three Range Three Left

	PTS	TIME	HIT FACTOR	STAGE POINTS	STAGE PERCENT	COMPETITOR # Name
1	38	5.38	7.0632	40.0000	100.00	56 Loftes, Jonathan
2	39	5.78	6.7474	38.2116	95.53	78 Mori, Mario
3	38	5.98	6.3545	35.9866	89.97	115 Houston, Scott
4	37	6.51	5.6836	32.1869	80.47	50 Constable, Tony
5	39	7.11	5.4852	31.0637	77.66	40 Joy, Dale
6	32	6.03	5.3068	30.0532	75.13	126 Peterson, Jeff (Jnr)
7	34	6.51	5.2227	29.5772	73.94	28 Hatch, Greg
8	39	7.63	5.1114	28.9467	72.37	87 Muscat, Peter
9	34	6.73	5.0520	28.6103	71.53	125 Peterson, Jeff
10	38	7.81	4.8656	27.5544	68.89	107 Damaso, Gary
11	35	7.22	4.8476	27.4530	68.63	79 Darvas, Charlie
12	36	7.55	4.7682	27.0031	67.51	103 Richardson, Sean
13	34	7.24	4.6961	26.5949	66.49	90 Seddon, Scott
14	32	6.94	4.6110	26.1125	65.28	75 Glasgow, Spence
15	34	7.75	4.3871	24.8448	62.11	68 Ould, Matthew
16	31	7.23	4.2877	24.2819	60.70	96 Buntine, Ryan
17	32	7.51	4.2610	24.1306	60.33	17 Pitt, Anita
18	36	8.50	4.2353	23.9851	59.96	21 Opitz, Ben
19	32	7.64	4.1885	23.7200	59.30	82 Lee, Clinton
20	28	6.74	4.1543	23.5265	58.82	111 Pearson, Ben
21	34	8.36	4.0670	23.0320	57.58	102 Nicholls, Robert
22	28	7.23	3.8728	21.9320	54.83	63 Green, Peter
23	34	8.79	3.8680	21.9053	54.76	108 Colbertaldo, Livio
24	40	10.56	3.7879	21.4514	53.63	64 Toohey, Joel
25	38	10.12	3.7549	21.2648	53.16	54 Bone, Ken
26	26	7.13	3.6466	20.6511	51.63	106 Arsenijevic, Sasha
27	34	9.55	3.5602	20.1620	50.41	65 Boak, Donald
28	23	6.74	3.4125	19.3253	48.31	95 Young, Chris
29	35	10.54	3.3207	18.8056	47.01	11 Munday, Stephen
30	25	7.71	3.2425	18.3630	45.91	76 Dwyer, Terry
31	25	7.72	3.2383	18.3392	45.85	41 Joy, Dan
32	30	9.59	3.1283	17.7158	44.29	86 Smith, Dana
33	28	9.18	3.0501	17.2732	43.18	8 Herron, Bob
34	30	10.24	2.9297	16.5913	41.48	55 West, Susan
35	30	10.31	2.9098	16.4786	41.20	7 Ziccone, Sebastian
36	23	8.65	2.6590	15.0581	37.65	83 Reynolds, Dean
37	21	8.57	2.4504	13.8770	34.69	119 Moon, Jonathan
38	30	13.23	2.2676	12.8416	32.10	98 Hanegraaf, Paul
39	17	7.56	2.2487	12.7346	31.84	88 Delaney, Steven
40	32	16.13	1.9839	11.2350	28.09	20 Miller, Susanne
41	17	8.87	1.9166	10.8539	27.13	101 Dyer, Glen
42	21	11.80	1.7797	10.0785	25.20	104 Richardson, Lisa

STANDARD -- Overall Stage Results

VSSM1 - 15/8/2010

Printed August 15, 2010 at 18:15



Stage 3 -- Stage Three Range Three Left

	PTS	TIME	HIT FACTOR	STAGE POINTS	STAGE PERCENT	COMPETITOR # Name
43	18	10.80	1.6667	9.4386	23.60	80 Clifford, Glenda
44	30	19.04	1.5756	8.9230	22.31	66 James, Lucille
45	36	25.71	1.4002	7.9297	19.82	77 Marshall, Murray
46	2	7.68	0.2604	1.4748	3.69	91 Fleming, Jack
47	0	0.00	0.0000	0.0000	0.00	105 Wilhelm, Bob
48	0	12.94	0.0000	0.0000	0.00	36 Mc Crae, Colin
49	0	0.00	0.0000	0.0000	0.00	124 Fangmeier, Bernie
50	0	0.00	0.0000	0.0000	0.00	113 Bray, Nick
51	0	9.22	0.0000	0.0000	0.00	47 Tran, Phil
52	0	0.00	0.0000	0.0000	0.00	38 Basco, Freddie

PRODUCTION -- Overall Stage Results

VSSM1 - 15/8/2010

Printed August 15, 2010 at 18:15



Stage 3 -- Stage Three Range Three Left

	PTS	TIME	HIT FACTOR	STAGE POINTS	STAGE PERCENT	COMPETITOR # Name
1	36	5.88	6.1224	40.0000	100.00	58 Tueno, Gary
2	36	6.68	5.3892	35.2096	88.02	30 Ellis, Chris
3	38	7.14	5.3221	34.7712	86.93	74 Hendrickson, Rick
4	36	7.24	4.9724	32.4862	81.22	45 Whitfield, Simon
5	36	7.40	4.8649	31.7838	79.46	13 Doherty, Peter
6	34	7.07	4.8091	31.4191	78.55	15 Docherty, Terry
7	36	7.69	4.6814	30.5852	76.46	57 Hooper, Boyd
8	30	6.45	4.6512	30.3876	75.97	51 Twemlow, Ross
9	38	8.27	4.5949	30.0202	75.05	26 Tanner, John
10	34	7.55	4.5033	29.4216	73.55	14 Moon, Greg
11	36	8.01	4.4944	29.3633	73.41	3 King, Geoff
12	28	6.32	4.4304	28.9451	72.36	92 Smith, Greg
13	38	8.73	4.3528	28.4383	71.10	84 Cicolini, Paul
14	34	8.06	4.2184	27.5600	68.90	9 Winnik, Daniel
15	38	9.16	4.1485	27.1033	67.76	32 O'Pray, Stephen
16	36	8.75	4.1143	26.8800	67.20	18 Turkkan, Erol
17	34	9.03	3.7652	24.5995	61.50	37 Ashby, Colin
18	34	9.85	3.4518	22.5516	56.38	61 Thorogood, Stuart
19	21	6.23	3.3708	22.0225	55.06	6 Sullivan (Jnr), Joseph
20	32	9.56	3.3473	21.8689	54.67	27 Cilia, Noel
21	23	6.97	3.2999	21.5591	53.90	52 Trotter, Andrew
22	36	11.85	3.0380	19.8481	49.62	53 Osborne, Neil
23	36	11.86	3.0354	19.8314	49.58	114 Lawson, James
24	36	11.97	3.0075	19.6491	49.12	117 Chitty, Jo
25	36	12.26	2.9364	19.1843	47.96	25 Moss, John
26	38	14.55	2.6117	17.0630	42.66	4 Craig, Jon
27	26	10.07	2.5819	16.8686	42.17	116 Lynch, Bill
28	32	12.44	2.5723	16.8060	42.02	60 Thorogood, James
29	19	7.90	2.4051	15.7131	39.28	70 Shuey, Vin
30	21	9.07	2.3153	15.1268	37.82	81 Bartsch, Nicholas
31	21	9.27	2.2654	14.8004	37.00	89 Taranek, Tomasz
32	13	5.83	2.2298	14.5683	36.42	73 Scott, Darren
33	17	9.57	1.7764	11.6057	29.01	12 Parker, Duncan
34	6	6.19	0.9693	6.3328	15.83	100 Burnet, Campbell
35	4	13.32	0.3003	1.9620	4.90	48 Samson, Glenn
36	2	7.73	0.2587	1.6904	4.23	43 Filzek, Sebastian
37	0	0.00	0.0000	0.0000	0.00	110 Lamb, Peter
38	0	0.00	0.0000	0.0000	0.00	109 Bugayong, Casey

OPEN -- Overall Stage Results

VSSM1 - 15/8/2010

Printed August 15, 2010 at 18:15



Stage 4 -- Stage Four Range Three Right

	PTS	TIME	HIT FACTOR	STAGE POINTS	STAGE PERCENT	COMPETITOR #	Name
1	49	7.99	6.1327	50.0000	100.00	16	Rohrich, Lee
2	48	8.32	5.7692	47.0369	94.07	1	Campbell, Bill
3	49	8.72	5.6193	45.8142	91.63	69	Moss, Andrew
4	47	8.55	5.4971	44.8180	89.64	22	Opitz, Mic
5	46	8.68	5.2995	43.2075	86.41	35	Durham, Justin
6	49	9.34	5.2463	42.7730	85.55	49	Samson, Michael
7	48	9.59	5.0052	40.8078	81.62	31	Nowak, Mark
8	48	10.35	4.6377	37.8113	75.62	94	Mudge, Darren
9	49	11.18	4.3828	35.7335	71.47	62	Adriaanse, John
10	50	11.47	4.3592	35.5408	71.08	46	Aksu, Mustafa
11	50	11.58	4.3178	35.2032	70.41	85	Palacio, Rey
12	47	11.42	4.1156	33.5546	67.11	112	Dickson, Ken
13	48	11.75	4.0851	33.3061	66.61	71	Sleeth, Terence
14	48	12.16	3.9474	32.1831	64.37	67	Ould, Bruce
15	45	11.60	3.8793	31.6283	63.26	120	Fiorentino, Mario
16	50	13.36	3.7425	30.5130	61.03	5	Sullivan (Snr), Joe
17	34	9.19	3.6997	30.1637	60.33	121	Fiorentino, Brian
18	48	13.22	3.6309	29.6026	59.21	2	Campbell, Julie
19	47	13.23	3.5525	28.9640	57.93	33	Barrie, Robert
20	44	12.54	3.5088	28.6072	57.21	42	Matthews, Rob
21	47	13.71	3.4282	27.9500	55.90	44	Hateley, Dean
22	33	9.69	3.4056	27.7658	55.53	97	Leeder, John
23	48	15.17	3.1641	25.7974	51.59	23	Cilia, Ian
24	49	15.56	3.1491	25.6748	51.35	72	Sleeth, Julie
25	46	15.35	2.9967	24.4326	48.87	24	Cilia, Nathan
26	48	16.54	2.9021	23.6606	47.32	34	Pohl, David
27	33	11.48	2.8746	23.4365	46.87	39	Brammall, Graham
28	38	14.04	2.7066	22.0667	44.13	10	Winnik, Sarah
29	48	33.52	1.4320	11.6750	23.35	19	Miller, Russell
30	35	25.91	1.3508	11.0134	22.03	59	Sweeney, Bruce
31	15	38.06	0.3941	3.2132	6.43	118	Moreland, Carol
32	0	0.00	0.0000	0.0000	0.00	123	Sheil, Mark
33	0	0.00	0.0000	0.0000	0.00	122	Pateras, Paul

STANDARD -- Overall Stage Results

VSSM1 - 15/8/2010

Printed August 15, 2010 at 18:15



Stage 4 -- Stage Four Range Three Right

	PTS	TIME	HIT FACTOR	STAGE POINTS	STAGE PERCENT	COMPETITOR # Name
1	48	8.81	5.4484	50.0000	100.00	90 Seddon, Scott
2	47	8.64	5.4398	49.9216	99.84	50 Constable, Tony
3	46	8.67	5.3057	48.6904	97.38	56 Loftes, Jonathan
4	48	10.46	4.5889	42.1128	84.23	111 Pearson, Ben
5	45	10.03	4.4865	41.1734	82.35	78 Mori, Mario
6	50	12.27	4.0750	37.3964	74.79	40 Joy, Dale
7	49	12.18	4.0230	36.9193	73.84	79 Darvas, Charlie
8	50	12.89	3.8790	35.5977	71.20	63 Green, Peter
9	48	12.45	3.8554	35.3815	70.76	75 Glasgow, Spence
10	48	12.62	3.8035	34.9049	69.81	106 Arsenijevic, Sasha
11	44	11.68	3.7671	34.5712	69.14	103 Richardson, Sean
12	49	13.14	3.7291	34.2220	68.44	87 Muscat, Peter
13	47	13.41	3.5048	32.1643	64.33	28 Hatch, Greg
14	48	13.74	3.4934	32.0597	64.12	102 Nicholls, Robert
15	47	13.88	3.3862	31.0751	62.15	96 Buntine, Ryan
16	44	13.65	3.2234	29.5818	59.16	64 Toohey, Joel
17	32	10.02	3.1936	29.3081	58.62	88 Delaney, Steven
18	33	10.50	3.1429	28.8423	57.68	107 Damaso, Gary
19	45	14.60	3.0822	28.2855	56.57	101 Dyer, Glen
20	42	14.20	2.9577	27.1435	54.29	115 Houston, Scott
21	46	15.60	2.9487	27.0606	54.12	126 Peterson, Jeff (Jnr)
22	39	14.11	2.7640	25.3654	50.73	83 Reynolds, Dean
23	31	11.54	2.6863	24.6525	49.30	95 Young, Chris
24	46	18.26	2.5192	23.1186	46.24	125 Peterson, Jeff
25	35	14.35	2.4390	22.3831	44.77	65 Boak, Donald
26	30	12.51	2.3981	22.0074	44.01	119 Moon, Jonathan
27	27	11.41	2.3663	21.7161	43.43	76 Dwyer, Terry
28	34	14.60	2.3288	21.3713	42.74	108 Colbertaldo, Livio
29	33	17.55	1.8803	17.2561	34.51	104 Richardson, Lisa
30	46	24.87	1.8496	16.9741	33.95	11 Munday, Stephen
31	46	26.44	1.7398	15.9662	31.93	7 Ziccone, Sebastian
32	31	17.91	1.7309	15.8844	31.77	80 Clifford, Glenda
33	27	15.75	1.7143	15.7321	31.46	55 West, Susan
34	34	19.98	1.7017	15.6167	31.23	77 Marshall, Murray
35	42	25.65	1.6374	15.0268	30.05	36 Mc Crae, Colin
36	31	20.29	1.5278	14.0212	28.04	41 Joy, Dan
37	31	20.70	1.4976	13.7435	27.49	98 Hanegraaf, Paul
38	21	15.00	1.4000	12.8479	25.70	82 Lee, Clinton
39	31	23.46	1.3214	12.1266	24.25	8 Herron, Bob
40	32	24.87	1.2867	11.8081	23.62	21 Opitz, Ben
41	31	24.86	1.2470	11.4437	22.89	86 Smith, Dana
42	19	18.85	1.0080	9.2501	18.50	17 Pitt, Anita

STANDARD -- Overall Stage Results

VSSM1 - 15/8/2010

Printed August 15, 2010 at 18:15



Stage 4 -- Stage Four Range Three Right

PTS	TIME	HIT FACTOR	STAGE POINTS	STAGE PERCENT	COMPETITOR #	Name
43	18	21.05	0.8551	7.8474	15.69	54 Bone, Ken
44	31	36.46	0.8502	7.8028	15.61	20 Miller, Susanne
45	7	34.98	0.2001	1.8365	3.67	47 Tran, Phil
46	2	12.19	0.1641	1.5057	3.01	68 Ould, Matthew
47	1	14.37	0.0696	0.6386	1.28	91 Fleming, Jack
48	0	0.00	0.0000	0.0000	0.00	38 Basco, Freddie
49	0	0.00	0.0000	0.0000	0.00	124 Fangmeier, Bernie
50	0	0.00	0.0000	0.0000	0.00	105 Wilhelm, Bob
51	0	31.29	0.0000	0.0000	0.00	66 James, Lucille
52	0	0.00	0.0000	0.0000	0.00	113 Bray, Nick

PRODUCTION -- Overall Stage Results

VSSM1 - 15/8/2010

Printed August 15, 2010 at 18:15




Stage 4 -- Stage Four Range Three Right

	PTS	TIME	HIT FACTOR	STAGE POINTS	STAGE PERCENT	COMPETITOR #	Name
1	46	9.96	4.6185	50.0000	100.00	73	Scott, Darren
2	46	10.12	4.5455	49.2095	98.42	6	Sullivan (Jnr), Joseph
3	48	11.50	4.1739	45.1871	90.37	14	Moon, Greg
4	44	10.66	4.1276	44.6855	89.37	74	Hendrickson, Rick
5	50	12.36	4.0453	43.7949	87.59	30	Ellis, Chris
6	44	11.05	3.9819	43.1084	86.22	45	Whitfield, Simon
7	38	10.27	3.7001	40.0576	80.12	52	Trotter, Andrew
8	48	13.08	3.6697	39.7288	79.46	51	Twemlow, Ross
9	44	12.54	3.5088	37.9863	75.97	27	Cilia, Noel
10	34	9.75	3.4872	37.7525	75.51	58	Tueno, Gary
11	44	12.81	3.4348	37.1856	74.37	25	Moss, John
12	42	12.35	3.4008	36.8175	73.63	100	Burnet, Campbell
13	48	14.12	3.3994	36.8026	73.61	57	Hooper, Boyd
14	44	13.16	3.3435	36.1966	72.39	3	King, Geoff
15	48	14.68	3.2698	35.3987	70.80	18	Turkkan, Erol
16	46	14.16	3.2486	35.1695	70.34	15	Docherty, Terry
17	44	13.71	3.2093	34.7446	69.49	81	Bartsch, Nicholas
18	44	14.47	3.0408	32.9197	65.84	84	Cicolini, Paul
19	42	13.98	3.0043	32.5247	65.05	37	Ashby, Colin
20	50	17.10	2.9240	31.6552	63.31	114	Lawson, James
21	42	14.41	2.9146	31.5542	63.11	70	Shuey, Vin
22	35	12.38	2.8271	30.6069	61.21	13	Doherty, Peter
23	48	17.69	2.7134	29.3755	58.75	117	Chitty, Jo
24	35	13.48	2.5964	28.1093	56.22	9	Winnik, Daniel
25	44	17.51	2.5128	27.2043	54.41	89	Taranek, Tomasz
26	50	20.49	2.4402	26.4180	52.84	4	Craig, Jon
27	35	14.85	2.3569	25.5160	51.03	32	O'Pray, Stephen
28	38	16.76	2.2673	24.5460	49.09	61	Thorogood, Stuart
29	46	21.50	2.1395	23.1628	46.33	12	Parker, Duncan
30	35	17.62	1.9864	21.5047	43.01	48	Samson, Glenn
31	48	29.44	1.6304	17.6512	35.30	53	Osborne, Neil
32	36	23.35	1.5418	16.6912	33.38	60	Thorogood, James
33	21	13.87	1.5141	16.3913	32.78	26	Tanner, John
34	23	17.74	1.2965	14.0361	28.07	116	Lynch, Bill
35	5	15.39	0.3249	3.5172	7.03	92	Smith, Greg
36	6	23.42	0.2562	2.7735	5.55	43	Filzek, Sebastian
37	0	0.00	0.0000	0.0000	0.00	109	Bugayong, Casey
38	0	0.00	0.0000	0.0000	0.00	110	Lamb, Peter

OPEN -- Overall Stage Results

VSSM1 - 15/8/2010

Printed August 15, 2010 at 18:15



Stage 5 -- Stage Five Range Four

	PTS	TIME	HIT FACTOR	STAGE POINTS	STAGE PERCENT	COMPETITOR #	Name
1	91	11.54	7.8856	100.0000	100.00	16	Rohrich, Lee
2	93	12.59	7.3868	93.6746	93.67	69	Moss, Andrew
3	97	13.63	7.1167	90.2486	90.25	35	Durham, Justin
4	95	15.75	6.0317	76.4905	76.49	1	Campbell, Bill
5	94	16.08	5.8458	74.1321	74.13	121	Fiorentino, Brian
6	90	15.59	5.7729	73.2084	73.21	94	Mudge, Darren
7	85	15.22	5.5848	70.8221	70.82	10	Winnik, Sarah
8	95	17.47	5.4379	68.9597	68.96	71	Sleeth, Terence
9	88	16.59	5.3044	67.2668	67.27	120	Fiorentino, Mario
10	90	17.38	5.1784	65.6685	65.67	46	Aksu, Mustafa
11	92	18.02	5.1054	64.7437	64.74	22	Opitz, Mic
12	94	18.72	5.0214	63.6776	63.68	67	Ould, Bruce
13	96	19.24	4.9896	63.2748	63.27	62	Adriaanse, John
14	96	19.73	4.8657	61.7033	61.70	5	Sullivan (Snr), Joe
15	92	19.37	4.7496	60.2314	60.23	97	Leeder, John
16	91	20.59	4.4196	56.0466	56.05	39	Brammall, Graham
17	63	15.11	4.1694	52.8738	52.87	49	Samson, Michael
18	91	21.87	4.1610	52.7663	52.77	85	Palacio, Rey
19	94	23.81	3.9479	50.0648	50.06	112	Dickson, Ken
20	67	17.07	3.9250	49.7744	49.77	31	Nowak, Mark
21	79	20.54	3.8462	48.7743	48.77	2	Campbell, Julie
22	78	20.94	3.7249	47.2370	47.24	72	Sleeth, Julie
23	91	25.31	3.5954	45.5946	45.59	33	Barrie, Robert
24	64	18.46	3.4670	43.9656	43.97	44	Hateley, Dean
25	84	24.79	3.3885	42.9702	42.97	24	Cilia, Nathan
26	75	25.48	2.9435	37.3273	37.33	34	Pohl, David
27	57	21.76	2.6195	33.2185	33.22	123	Sheil, Mark
28	65	27.45	2.3679	30.0286	30.03	42	Matthews, Rob
29	94	40.73	2.3079	29.2670	29.27	19	Miller, Russell
30	54	27.19	1.9860	25.1854	25.19	59	Sweeney, Bruce
31	43	22.44	1.9162	24.3002	24.30	23	Cilia, Ian
32	7	44.89	0.1559	1.9775	1.98	118	Moreland, Carol
33	0	0.00	0.0000	0.0000	0.00	122	Pateras, Paul

STANDARD -- Overall Stage Results

VSSM1 - 15/8/2010

Printed August 15, 2010 at 18:15



Stage 5 -- Stage Five Range Four

	PTS	TIME	HIT FACTOR	STAGE POINTS	STAGE PERCENT	COMPETITOR # Name
1	95	13.54	7.0162	100.0000	100.00	78 Mori, Mario
2	94	13.83	6.7968	96.8726	96.87	56 Loftes, Jonathan
3	92	14.63	6.2884	89.6269	89.63	50 Constable, Tony
4	94	18.90	4.9735	70.8861	70.89	40 Joy, Dale
5	74	15.22	4.8620	69.2966	69.30	90 Seddon, Scott
6	71	15.43	4.6014	65.5824	65.58	28 Hatch, Greg
7	92	20.15	4.5658	65.0741	65.07	107 Damaso, Gary
8	90	20.02	4.4955	64.0728	64.07	79 Darvas, Charlie
9	89	20.37	4.3692	62.2722	62.27	87 Muscat, Peter
10	82	20.18	4.0634	57.9146	57.91	125 Peterson, Jeff
11	82	20.54	3.9922	56.8995	56.90	65 Boak, Donald
12	75	19.26	3.8941	55.5009	55.50	113 Bray, Nick
13	52	13.41	3.8777	55.2675	55.27	105 Wilhelm, Bob
14	86	22.27	3.8617	55.0394	55.04	64 Toohey, Joel
15	90	23.77	3.7863	53.9645	53.96	82 Lee, Clinton
16	75	19.84	3.7802	53.8784	53.88	103 Richardson, Sean
17	84	24.14	3.4797	49.5949	49.59	96 Buntine, Ryan
18	86	25.63	3.3554	47.8239	47.82	119 Moon, Jonathan
19	67	20.17	3.3218	47.3439	47.34	17 Pitt, Anita
20	65	19.63	3.3113	47.1941	47.19	75 Glasgow, Spence
21	54	16.34	3.3048	47.1017	47.10	126 Peterson, Jeff (Jnr)
22	86	26.53	3.2416	46.2015	46.20	102 Nicholls, Robert
23	69	21.41	3.2228	45.9333	45.93	41 Joy, Dan
24	84	26.09	3.2196	45.8881	45.89	80 Clifford, Glenda
25	77	24.03	3.2043	45.6701	45.67	101 Dyer, Glen
26	66	20.92	3.1549	44.9653	44.97	68 Ould, Matthew
27	77	24.79	3.1061	44.2700	44.27	21 Opitz, Ben
28	65	21.11	3.0791	43.8854	43.89	76 Dwyer, Terry
29	78	25.95	3.0058	42.8403	42.84	8 Herron, Bob
30	71	24.49	2.8991	41.3204	41.32	7 Ziccone, Sebastian
31	56	19.42	2.8836	41.0992	41.10	95 Young, Chris
32	65	23.33	2.7861	39.7094	39.71	55 West, Susan
33	90	34.71	2.5929	36.9558	36.96	36 Mc Crae, Colin
34	63	26.88	2.3438	33.4046	33.40	98 Hanegraaf, Paul
35	45	20.78	2.1655	30.8647	30.86	115 Houston, Scott
36	48	22.26	2.1563	30.7334	30.73	111 Pearson, Ben
37	90	42.43	2.1211	30.2318	30.23	83 Reynolds, Dean
38	56	27.42	2.0423	29.1082	29.11	86 Smith, Dana
39	73	36.10	2.0222	28.8211	28.82	66 James, Lucille
40	67	35.68	1.8778	26.7636	26.76	54 Bone, Ken
41	59	35.01	1.6852	24.0190	24.02	77 Marshall, Murray
42	91	55.46	1.6408	23.3860	23.39	11 Munday, Stephen

STANDARD -- Overall Stage Results

VSSM1 - 15/8/2010

Printed August 15, 2010 at 18:15



Stage 5 -- Stage Five Range Four

	PTS	TIME	HIT FACTOR	STAGE POINTS	STAGE PERCENT	COMPETITOR # Name
43	44	27.23	1.6159	23.0303	23.03	124 Fangmeier, Bernie
44	29	20.38	1.4230	20.2810	20.28	63 Green, Peter
45	34	24.21	1.4044	20.0161	20.02	108 Colbertaldo, Livio
46	30	23.24	1.2909	18.3984	18.40	106 Arsenijevic, Sasha
47	12	12.53	0.9577	13.6498	13.65	88 Delaney, Steven
48	31	33.15	0.9351	13.3283	13.33	104 Richardson, Lisa
49	11	23.58	0.4665	6.6488	6.65	91 Fleming, Jack
50	15	37.82	0.3966	5.6528	5.65	20 Miller, Susanne
51	0	25.55	0.0000	0.0000	0.00	47 Tran, Phil
52	0	0.00	0.0000	0.0000	0.00	38 Basco, Freddie

PRODUCTION -- Overall Stage Results

VSSM1 - 15/8/2010

Printed August 15, 2010 at 18:15



Stage 5 -- Stage Five Range Four

	PTS	TIME	HIT FACTOR	STAGE POINTS	STAGE PERCENT	COMPETITOR # Name
1	86	14.69	5.8543	100.0000	100.00	58 Tueno, Gary
2	96	16.40	5.8537	99.9887	99.99	74 Hendrickson, Rick
3	82	14.71	5.5744	95.2192	95.22	73 Scott, Darren
4	92	19.04	4.8319	82.5362	82.54	51 Twemlow, Ross
5	84	18.41	4.5627	77.9379	77.94	52 Trotter, Andrew
6	90	19.86	4.5317	77.4081	77.41	27 Cilia, Noel
7	74	16.77	4.4126	75.3741	75.37	6 Sullivan (Jnr), Joseph
8	84	19.21	4.3727	74.6922	74.69	26 Tanner, John
9	80	19.21	4.1645	71.1354	71.14	30 Ellis, Chris
10	70	17.91	3.9084	66.7615	66.76	57 Hooper, Boyd
11	75	19.53	3.8402	65.5968	65.60	14 Moon, Greg
12	84	22.02	3.8147	65.1606	65.16	45 Whitfield, Simon
13	74	19.62	3.7717	64.4252	64.43	9 Winnik, Daniel
14	76	20.21	3.7605	64.2348	64.23	37 Ashby, Colin
15	79	21.76	3.6305	62.0143	62.01	32 O'Pray, Stephen
16	57	15.75	3.6190	61.8184	61.82	15 Docherty, Terry
17	90	24.95	3.6072	61.6163	61.62	3 King, Geoff
18	79	22.40	3.5268	60.2424	60.24	84 Cicolini, Paul
19	90	26.91	3.3445	57.1284	57.13	117 Chitty, Jo
20	59	18.11	3.2579	55.6489	55.65	100 Burnet, Campbell
21	75	23.71	3.1632	54.0323	54.03	12 Parker, Duncan
22	78	25.05	3.1138	53.1876	53.19	18 Turkkkan, Erol
23	80	26.98	2.9652	50.6491	50.65	60 Thorogood, James
24	63	21.94	2.8715	49.0487	49.05	13 Doherty, Peter
25	53	19.19	2.7619	47.1763	47.18	70 Shuey, Vin
26	66	24.33	2.7127	46.3367	46.34	81 Bartsch, Nicholas
27	84	32.63	2.5743	43.9729	43.97	25 Moss, John
28	69	27.81	2.4811	42.3810	42.38	114 Lawson, James
29	61	25.30	2.4111	41.1844	41.18	92 Smith, Greg
30	71	30.99	2.2911	39.1345	39.13	116 Lynch, Bill
31	54	24.63	2.1924	37.4501	37.45	61 Thorogood, Stuart
32	69	31.99	2.1569	36.8433	36.84	48 Samson, Glenn
33	60	29.35	2.0443	34.9194	34.92	53 Osborne, Neil
34	32	20.87	1.5333	26.1909	26.19	43 Filzek, Sebastian
35	41	36.94	1.1099	18.9588	18.96	89 Taranek, Tomasz
36	7	23.76	0.2946	5.0324	5.03	4 Craig, Jon
37	0	0.00	0.0000	0.0000	0.00	109 Bugayong, Casey
38	0	0.00	0.0000	0.0000	0.00	110 Lamb, Peter

OPEN -- Overall Stage Results

VSSM1 - 15/8/2010

Printed August 15, 2010 at 18:15




Stage 6 -- Stage Six Range Five

	PTS	TIME	HIT FACTOR	STAGE POINTS	STAGE PERCENT	COMPETITOR #	Name
1	151	24.23	6.2319	160.0000	100.00	1	Campbell, Bill
2	155	25.22	6.1459	157.7913	98.62	121	Fiorentino, Brian
3	146	23.88	6.1139	156.9694	98.11	69	Moss, Andrew
4	149	24.39	6.1091	156.8451	98.03	31	Nowak, Mark
5	155	28.66	5.4082	138.8519	86.78	120	Fiorentino, Mario
6	128	25.21	5.0774	130.3568	81.47	16	Rohrich, Lee
7	123	25.06	4.9082	126.0145	78.76	35	Durham, Justin
8	139	28.38	4.8978	125.7473	78.59	49	Samson, Michael
9	146	30.72	4.7526	122.0192	76.26	97	Leeder, John
10	153	33.41	4.5795	117.5740	73.48	5	Sullivan (Snr), Joe
11	147	32.33	4.5469	116.7369	72.96	10	Winnik, Sarah
12	158	35.13	4.4976	115.4716	72.17	123	Sheil, Mark
13	155	35.51	4.3650	112.0669	70.04	2	Campbell, Julie
14	116	26.59	4.3625	112.0047	70.00	44	Hateley, Dean
15	134	31.22	4.2921	110.1966	68.87	94	Mudge, Darren
16	149	35.22	4.2306	108.6159	67.88	42	Matthews, Rob
17	151	35.97	4.1979	107.7787	67.36	22	Opitz, Mic
18	148	35.94	4.1180	105.7256	66.08	67	Ould, Bruce
19	131	32.24	4.0633	104.3212	65.20	112	Dickson, Ken
20	151	38.04	3.9695	101.9138	63.70	46	Aksu, Mustafa
21	145	38.63	3.7536	96.3695	60.23	72	Sleeth, Julie
22	138	37.86	3.6450	93.5826	58.49	33	Barrie, Robert
23	144	39.86	3.6126	92.7516	57.97	62	Adriaanse, John
24	148	41.32	3.5818	91.9598	57.47	34	Pohl, David
25	123	38.22	3.2182	82.6249	51.64	71	Sleeth, Terence
26	104	34.51	3.0136	77.3722	48.36	24	Cilia, Nathan
27	137	49.01	2.7953	71.7682	44.86	59	Sweeney, Bruce
28	87	35.67	2.4390	62.6199	39.14	39	Brammall, Graham
29	97	52.58	1.8448	47.3639	29.60	23	Cilia, Ian
30	150	87.60	1.7123	43.9626	27.48	19	Miller, Russell
31	90	61.18	1.4711	37.7685	23.61	122	Pateras, Paul
32	74	83.35	0.8878	22.7941	14.25	118	Moreland, Carol
33	0	0.00	0.0000	0.0000	0.00	85	Palacio, Rey

STANDARD -- Overall Stage Results

VSSM1 - 15/8/2010

Printed August 15, 2010 at 18:15



Stage 6 -- Stage Six Range Five

	PTS	TIME	HIT FACTOR	STAGE POINTS	STAGE PERCENT	COMPETITOR # Name
1	151	23.02	6.5595	160.0000	100.00	78 Mori, Mario
2	151	24.53	6.1557	150.1508	93.84	56 Loftes, Jonathan
3	127	25.89	4.9054	119.6520	74.78	28 Hatch, Greg
4	129	27.75	4.6486	113.3901	70.87	113 Bray, Nick
5	132	29.12	4.5330	110.5684	69.11	115 Houston, Scott
6	113	25.12	4.4984	109.7254	68.58	50 Constable, Tony
7	142	32.31	4.3949	107.2012	67.00	96 Buntine, Ryan
8	138	31.77	4.3437	105.9523	66.22	83 Reynolds, Dean
9	131	30.34	4.3177	105.3184	65.82	79 Darvas, Charlie
10	95	22.02	4.3143	105.2336	65.77	105 Wilhelm, Bob
11	144	33.56	4.2908	104.6620	65.41	119 Moon, Jonathan
12	115	27.12	4.2404	103.4324	64.65	95 Young, Chris
13	134	33.41	4.0108	97.8310	61.14	91 Fleming, Jack
14	150	37.73	3.9756	96.9734	60.61	107 Damaso, Gary
15	152	38.28	3.9707	96.8545	60.53	87 Muscat, Peter
16	138	35.61	3.8753	94.5269	59.08	40 Joy, Dale
17	144	37.52	3.8380	93.6156	58.51	82 Lee, Clinton
18	134	36.25	3.6966	90.1665	56.35	90 Seddon, Scott
19	117	32.62	3.5868	87.4884	54.68	126 Peterson, Jeff (Jnr)
20	111	32.15	3.4526	84.2152	52.63	108 Colbertaldo, Livio
21	144	42.37	3.3986	82.8996	51.81	55 West, Susan
22	126	37.24	3.3835	82.5295	51.58	125 Peterson, Jeff
23	126	37.67	3.3448	81.5874	50.99	76 Dwyer, Terry
24	104	31.63	3.2880	80.2015	50.13	75 Glasgow, Spence
25	113	35.07	3.2221	78.5943	49.12	64 Toohey, Joel
26	136	43.29	3.1416	76.6301	47.89	102 Nicholls, Robert
27	142	46.10	3.0803	75.1339	46.96	21 Opitz, Ben
28	138	45.12	3.0585	74.6033	46.63	8 Herron, Bob
29	111	37.66	2.9474	71.8937	44.93	111 Pearson, Ben
30	125	42.56	2.9370	71.6402	44.78	98 Hanegraaf, Paul
31	126	46.03	2.7373	66.7695	41.73	63 Green, Peter
32	100	36.89	2.7108	66.1210	41.33	41 Joy, Dan
33	74	28.02	2.6410	64.4187	40.26	106 Arsenijevic, Sasha
34	73	27.93	2.6137	63.7529	39.85	88 Delaney, Steven
35	132	54.21	2.4350	59.3940	37.12	124 Fangmeier, Bernie
36	136	57.29	2.3739	57.9040	36.19	77 Marshall, Murray
37	104	44.35	2.3450	57.1989	35.75	101 Dyer, Glen
38	81	35.49	2.2823	55.6708	34.79	17 Pitt, Anita
39	121	53.91	2.2445	54.7475	34.22	104 Richardson, Lisa
40	115	52.35	2.1968	53.5833	33.49	80 Clifford, Glenda
41	85	43.43	1.9572	47.7395	29.84	65 Boak, Donald
42	129	71.90	1.7942	43.7632	27.35	7 Ziccone, Sebastian

STANDARD -- Overall Stage Results

VSSM1 - 15/8/2010

Printed August 15, 2010 at 18:15



Stage 6 -- Stage Six Range Five

	PTS	TIME	HIT FACTOR	STAGE POINTS	STAGE PERCENT	COMPETITOR # Name
43	103	58.00	1.7759	43.3169	27.07	47 Tran, Phil
44	89	51.27	1.7359	42.3424	26.46	54 Bone, Ken
45	85	51.32	1.6563	40.3999	25.25	86 Smith, Dana
46	149	101.75	1.4644	35.7191	22.32	11 Munday, Stephen
47	71	57.78	1.2288	29.9729	18.73	36 Mc Crae, Colin
48	47	38.48	1.2214	29.7928	18.62	103 Richardson, Sean
49	77	66.17	1.1637	28.3843	17.74	66 James, Lucille
50	51	45.42	1.1229	27.3887	17.12	68 Ould, Matthew
51	34	93.68	0.3629	8.8528	5.53	20 Miller, Susanne
52	0	0.00	0.0000	0.0000	0.00	38 Basco, Freddie

PRODUCTION -- Overall Stage Results

VSSM1 - 15/8/2010

Printed August 15, 2010 at 18:15




Stage 6 -- Stage Six Range Five

	PTS	TIME	HIT FACTOR	STAGE POINTS	STAGE PERCENT	COMPETITOR # Name
1	127	26.15	4.8566	160.0000	100.00	73 Scott, Darren
2	134	28.17	4.7568	156.7133	97.95	6 Sullivan (Jnr), Joseph
3	140	30.50	4.5902	151.2224	94.51	14 Moon, Greg
4	140	30.69	4.5617	150.2862	93.93	26 Tanner, John
5	146	32.12	4.5455	149.7495	93.59	74 Hendrickson, Rick
6	135	30.18	4.4732	147.3678	92.10	30 Ellis, Chris
7	140	31.63	4.4262	145.8199	91.14	100 Burnet, Campbell
8	131	29.66	4.4167	145.5084	90.94	52 Trotter, Andrew
9	146	35.10	4.1595	137.0357	85.65	9 Winnik, Daniel
10	101	24.31	4.1547	136.8751	85.55	58 Tueno, Gary
11	146	35.52	4.1104	135.4153	84.63	45 Whitfield, Simon
12	150	38.20	3.9267	129.3647	80.85	110 Lamb, Peter
13	124	32.71	3.7909	124.8904	78.06	92 Smith, Greg
14	138	37.50	3.6800	121.2372	75.77	70 Shuey, Vin
15	123	35.86	3.4300	113.0011	70.63	27 Cilia, Noel
16	140	43.10	3.2483	107.0135	66.88	81 Bartsch, Nicholas
17	144	46.76	3.0796	101.4556	63.41	57 Hooper, Boyd
18	108	37.30	2.8954	95.3900	59.62	15 Docherty, Terry
19	144	50.19	2.8691	94.5221	59.08	117 Chitty, Jo
20	123	44.84	2.7431	90.3707	56.48	32 O'Pray, Stephen
21	85	31.12	2.7314	89.9844	56.24	13 Doherty, Peter
22	108	39.71	2.7197	89.6008	56.00	3 King, Geoff
23	114	42.49	2.6830	88.3906	55.24	4 Craig, Jon
24	117	43.81	2.6706	87.9834	54.99	18 Turkkkan, Erol
25	106	41.39	2.5610	84.3720	52.73	37 Ashby, Colin
26	142	58.59	2.4236	79.8459	49.90	25 Moss, John
27	68	30.38	2.2383	73.7410	46.09	51 Twemlow, Ross
28	97	43.44	2.2330	73.5648	45.98	116 Lynch, Bill
29	116	53.50	2.1682	71.4319	44.64	53 Osborne, Neil
30	86	41.49	2.0728	68.2878	42.68	84 Cicolini, Paul
31	63	39.50	1.5949	52.5450	32.84	60 Thorogood, James
32	66	50.17	1.3155	43.3399	27.09	61 Thorogood, Stuart
33	22	37.03	0.5941	19.5730	12.23	12 Parker, Duncan
34	8	46.45	0.1722	5.6740	3.55	48 Samson, Glenn
35	0	0.00	0.0000	0.0000	0.00	89 Taranek, Tomasz
36	0	47.01	0.0000	0.0000	0.00	43 Filzek, Sebastian
37	0	0.00	0.0000	0.0000	0.00	109 Bugayong, Casey
38	0	6.61	0.0000	0.0000	0.00	114 Lawson, James

OPEN -- Overall Stage Results

VSSM1 - 15/8/2010

Printed August 15, 2010 at 18:15



Stage 7 -- Stage Seven Range Six

	PTS	TIME	HIT FACTOR	STAGE POINTS	STAGE PERCENT	COMPETITOR # Name
1	109	14.45	7.5433	115.0000	100.00	16 Rohrich, Lee
2	110	16.03	6.8621	104.6161	90.97	69 Moss, Andrew
3	111	16.42	6.7600	103.0597	89.62	1 Campbell, Bill
4	110	16.68	6.5947	100.5393	87.43	31 Nowak, Mark
5	109	19.66	5.5443	84.5244	73.50	71 Sleeth, Terence
6	112	21.20	5.2830	80.5418	70.04	44 Hateley, Dean
7	110	20.83	5.2808	80.5087	70.01	121 Fiorentino, Brian
8	109	21.15	5.1537	78.5697	68.32	97 Leeder, John
9	83	16.12	5.1489	78.4969	68.26	35 Durham, Justin
10	113	22.73	4.9714	75.7911	65.91	22 Opitz, Mic
11	103	21.63	4.7619	72.5972	63.13	94 Mudge, Darren
12	105	22.45	4.6771	71.3037	62.00	5 Sullivan (Snr), Joe
13	110	24.44	4.5008	68.6168	59.67	62 Adriaanse, John
14	111	27.55	4.0290	61.4244	53.41	67 Ould, Bruce
15	94	23.36	4.0240	61.3471	53.35	46 Aksu, Mustafa
16	108	27.15	3.9779	60.6447	52.73	2 Campbell, Julie
17	93	23.46	3.9642	60.4358	52.55	120 Fiorentino, Mario
18	108	27.37	3.9459	60.1573	52.31	10 Winnik, Sarah
19	111	29.03	3.8236	58.2928	50.69	72 Sleeth, Julie
20	108	28.65	3.7696	57.4696	49.97	39 Brammall, Graham
21	110	29.26	3.7594	57.3136	49.84	42 Matthews, Rob
22	111	30.82	3.6016	54.9072	47.75	33 Barrie, Robert
23	101	28.33	3.5651	54.3518	47.26	112 Dickson, Ken
24	90	25.85	3.4816	53.0788	46.16	49 Samson, Michael
25	107	32.55	3.2873	50.1155	43.58	59 Sweeney, Bruce
26	108	34.00	3.1765	48.4266	42.11	123 Sheil, Mark
27	90	30.44	2.9566	45.0751	39.20	23 Cilia, Ian
28	105	35.61	2.9486	44.9528	39.09	34 Pohl, David
29	103	43.21	2.3837	36.3406	31.60	122 Pateras, Paul
30	107	49.81	2.1482	32.7496	28.48	19 Miller, Russell
31	67	32.05	2.0905	31.8703	27.71	24 Cilia, Nathan
32	99	53.39	1.8543	28.2693	24.58	118 Moreland, Carol
33	0	0.00	0.0000	0.0000	0.00	85 Palacio, Rey

STANDARD -- Overall Stage Results

VSSM1 - 15/8/2010

Printed August 15, 2010 at 18:15



Stage 7 -- Stage Seven Range Six

	PTS	TIME	HIT FACTOR	STAGE POINTS	STAGE PERCENT	COMPETITOR # Name
1	109	15.00	7.2667	115.0000	100.00	56 Loftes, Jonathan
2	110	16.70	6.5868	104.2411	90.64	78 Mori, Mario
3	108	17.25	6.2609	99.0826	86.16	50 Constable, Tony
4	98	18.20	5.3846	85.2152	74.10	105 Wilhelm, Bob
5	111	21.17	5.2433	82.9783	72.16	40 Joy, Dale
6	95	19.27	4.9299	78.0197	67.84	90 Seddon, Scott
7	105	21.97	4.7792	75.6348	65.77	79 Darvas, Charlie
8	93	19.67	4.7280	74.8240	65.06	115 Houston, Scott
9	107	22.64	4.7261	74.7945	65.04	87 Muscat, Peter
10	95	20.88	4.5498	72.0038	62.61	28 Hatch, Greg
11	108	24.49	4.4100	69.7907	60.69	96 Buntine, Ryan
12	113	25.67	4.4020	69.6651	60.58	75 Glasgow, Spence
13	105	24.13	4.3514	68.8644	59.88	17 Pitt, Anita
14	90	20.74	4.3394	68.6746	59.72	126 Peterson, Jeff (Jnr)
15	96	22.16	4.3321	68.5589	59.62	95 Young, Chris
16	107	26.76	3.9985	63.2791	55.03	119 Moon, Jonathan
17	97	24.57	3.9479	62.4783	54.33	111 Pearson, Ben
18	87	22.09	3.9384	62.3284	54.20	83 Reynolds, Dean
19	105	26.81	3.9164	61.9805	53.90	107 Damaso, Gary
20	81	20.78	3.8980	61.6882	53.64	88 Delaney, Steven
21	103	27.33	3.7688	59.6431	51.86	102 Nicholls, Robert
22	108	28.95	3.7306	59.0388	51.34	101 Dyer, Glen
23	109	30.15	3.6153	57.2139	49.75	125 Peterson, Jeff
24	99	27.48	3.6026	57.0139	49.58	64 Toohey, Joel
25	90	26.53	3.3924	53.6868	46.68	76 Dwyer, Terry
26	68	20.63	3.2962	52.1642	45.36	113 Bray, Nick
27	82	25.51	3.2144	50.8705	44.24	103 Richardson, Sean
28	109	35.24	3.0931	48.9501	42.57	21 Opitz, Ben
29	109	35.62	3.0601	48.4278	42.11	65 Boak, Donald
30	101	33.01	3.0597	48.4215	42.11	82 Lee, Clinton
31	105	35.91	2.9240	46.2739	40.24	104 Richardson, Lisa
32	65	22.40	2.9018	45.9228	39.93	63 Green, Peter
33	84	29.15	2.8816	45.6040	39.66	55 West, Susan
34	90	31.37	2.8690	45.4036	39.48	41 Joy, Dan
35	87	31.68	2.7462	43.4607	37.79	68 Ould, Matthew
36	67	26.03	2.5740	40.7346	35.42	91 Fleming, Jack
37	70	28.81	2.4297	38.4519	33.44	108 Colbertaldo, Livio
38	94	38.79	2.4233	38.3505	33.35	80 Clifford, Glenda
39	111	46.00	2.4130	38.1881	33.21	54 Bone, Ken
40	46	19.93	2.3081	36.5269	31.76	106 Arsenijevic, Sasha
41	95	41.32	2.2991	36.3853	31.64	98 Hanegraaf, Paul
42	107	52.04	2.0561	32.5394	28.30	124 Fangmeier, Bernie

STANDARD -- Overall Stage Results

VSSM1 - 15/8/2010

Printed August 15, 2010 at 18:15



Stage 7 -- Stage Seven Range Six

	PTS	TIME	HIT FACTOR	STAGE POINTS	STAGE PERCENT	COMPETITOR # Name
43	109	53.20	2.0489	32.4248	28.20	36 Mc Crae, Colin
44	91	44.54	2.0431	32.3336	28.12	77 Marshall, Murray
45	73	38.03	1.9195	30.3780	26.42	7 Ziccone, Sebastian
46	89	48.15	1.8484	29.2521	25.44	8 Herron, Bob
47	99	61.32	1.6145	25.5503	22.22	20 Miller, Susanne
48	113	72.81	1.5520	24.5612	21.36	11 Munday, Stephen
49	75	48.73	1.5391	24.3572	21.18	66 James, Lucille
50	72	48.77	1.4763	23.3637	20.32	86 Smith, Dana
51	33	38.71	0.8525	13.4913	11.73	47 Tran, Phil
52	0	0.00	0.0000	0.0000	0.00	38 Basco, Freddie

PRODUCTION -- Overall Stage Results

VSSM1 - 15/8/2010

Printed August 15, 2010 at 18:15




Stage 7 -- Stage Seven Range Six

	PTS	TIME	HIT FACTOR	STAGE POINTS	STAGE PERCENT	COMPETITOR #	Name
1	95	18.01	5.2748	115.0000	100.00	73	Scott, Darren
2	111	21.28	5.2162	113.7206	98.89	45	Whitfield, Simon
3	105	21.17	4.9598	108.1325	94.03	14	Moon, Greg
4	99	20.45	4.8411	105.5431	91.78	57	Hooper, Boyd
5	103	21.35	4.8244	105.1786	91.46	37	Ashby, Colin
6	99	20.63	4.7988	104.6222	90.98	74	Hendrickson, Rick
7	105	22.06	4.7597	103.7700	90.23	58	Tueno, Gary
8	107	22.54	4.7471	103.4946	90.00	100	Burnet, Campbell
9	95	21.10	4.5024	98.1588	85.36	52	Trotter, Andrew
10	95	21.88	4.3419	94.6595	82.31	30	Ellis, Chris
11	90	21.73	4.1417	90.2965	78.52	13	Doherty, Peter
12	101	24.39	4.1410	90.2812	78.51	27	Cilia, Noel
13	82	19.95	4.1103	89.6105	77.92	6	Sullivan (Jnr), Joseph
14	95	23.83	3.9866	86.9136	75.58	70	Shuey, Vin
15	107	27.06	3.9542	86.2073	74.96	9	Winnik, Daniel
16	107	27.53	3.8867	84.7355	73.68	3	King, Geoff
17	91	23.91	3.8059	82.9755	72.15	51	Twemlow, Ross
18	91	24.48	3.7173	81.0434	70.47	92	Smith, Greg
19	105	28.54	3.6790	80.2090	69.75	26	Tanner, John
20	92	26.11	3.5236	76.8190	66.80	110	Lamb, Peter
21	86	25.81	3.3320	72.6438	63.17	15	Docherty, Terry
22	101	31.18	3.2393	70.6209	61.41	12	Parker, Duncan
23	111	34.31	3.2352	70.5326	61.33	32	O'Pray, Stephen
24	99	31.52	3.1409	68.4758	59.54	18	Turkkan, Erol
25	101	35.76	2.8244	61.5760	53.54	60	Thorogood, James
26	82	30.06	2.7279	59.4720	51.71	43	Filzek, Sebastian
27	105	38.69	2.7139	59.1669	51.45	117	Chitty, Jo
28	94	34.99	2.6865	58.5695	50.93	61	Thorogood, Stuart
29	71	26.70	2.6592	57.9742	50.41	84	Cicolini, Paul
30	65	25.66	2.5331	55.2261	48.02	81	Bartsch, Nicholas
31	69	29.24	2.3598	51.4469	44.74	4	Craig, Jon
32	101	43.48	2.3229	50.6430	44.04	114	Lawson, James
33	105	64.66	1.6239	35.4031	30.79	25	Moss, John
34	29	32.34	0.8967	19.5500	17.00	116	Lynch, Bill
35	33	38.60	0.8549	18.6387	16.21	53	Osborne, Neil
36	0	0.00	0.0000	0.0000	0.00	109	Bugayong, Casey
37	0	0.00	0.0000	0.0000	0.00	48	Samson, Glenn
38	0	0.00	0.0000	0.0000	0.00	89	Taranek, Tomasz

OPEN -- Overall Stage Results

VSSM1 - 15/8/2010

Printed August 15, 2010 at 18:15



Stage 8 -- Stage Eight Range Seven

	PTS	TIME	HIT FACTOR	STAGE POINTS	STAGE PERCENT	COMPETITOR # Name
1	123	16.72	7.3565	130.0000	100.00	69 Moss, Andrew
2	126	17.46	7.2165	127.5266	98.10	121 Fiorentino, Brian
3	114	16.58	6.8758	121.5052	93.47	35 Durham, Justin
4	121	17.64	6.8594	121.2164	93.24	94 Mudge, Darren
5	118	17.69	6.6704	117.8769	90.67	31 Nowak, Mark
6	105	16.51	6.3598	112.3872	86.45	16 Rohrich, Lee
7	118	20.11	5.8677	103.6918	79.76	49 Samson, Michael
8	124	21.37	5.8025	102.5396	78.88	39 Brammall, Graham
9	124	21.55	5.7541	101.6831	78.22	71 Sleeth, Terence
10	122	21.66	5.6325	99.5350	76.57	62 Adriaanse, John
11	100	18.20	5.4945	97.0964	74.69	22 Opitz, Mic
12	112	21.00	5.3333	94.2482	72.50	1 Campbell, Bill
13	124	23.45	5.2878	93.4444	71.88	67 Ould, Bruce
14	125	24.09	5.1889	91.6954	70.53	46 Aksu, Mustafa
15	124	23.97	5.1731	91.4173	70.32	2 Campbell, Julie
16	121	23.44	5.1621	91.2226	70.17	10 Winnik, Sarah
17	123	24.27	5.0680	89.5591	68.89	112 Dickson, Ken
18	91	18.00	5.0556	89.3395	68.72	120 Fiorentino, Mario
19	126	25.52	4.9373	87.2498	67.12	72 Sleeth, Julie
20	129	26.47	4.8734	86.1212	66.25	5 Sullivan (Snr), Joe
21	130	26.76	4.8580	85.8483	66.04	42 Matthews, Rob
22	120	25.07	4.7866	84.5866	65.07	123 Sheil, Mark
23	106	23.13	4.5828	80.9850	62.30	24 Cilia, Nathan
24	128	28.97	4.4184	78.0793	60.06	85 Palacio, Rey
25	82	18.96	4.3249	76.4276	58.79	97 Leeder, John
26	120	28.62	4.1929	74.0945	57.00	34 Pohl, David
27	108	25.90	4.1699	73.6883	56.68	33 Barrie, Robert
28	128	32.99	3.8800	68.5650	52.74	44 Hateley, Dean
29	114	34.36	3.3178	58.6309	45.10	23 Cilia, Ian
30	118	44.17	2.6715	47.2095	36.31	118 Moreland, Carol
31	126	53.16	2.3702	41.8852	32.22	19 Miller, Russell
32	70	35.55	1.9691	34.7963	26.77	59 Sweeney, Bruce
33	41	36.97	1.1090	19.5979	15.08	122 Pateras, Paul

STANDARD -- Overall Stage Results

VSSM1 - 15/8/2010

Printed August 15, 2010 at 18:15



Stage 8 -- Stage Eight Range Seven

	PTS	TIME	HIT FACTOR	STAGE POINTS	STAGE PERCENT	COMPETITOR # Name
1	116	15.10	7.6821	130.0000	100.00	105 Wilhelm, Bob
2	121	16.10	7.5155	127.1809	97.83	50 Constable, Tony
3	115	16.60	6.9277	117.2336	90.18	88 Delaney, Steven
4	102	15.37	6.6363	112.3023	86.39	78 Mori, Mario
5	122	18.51	6.5910	111.5362	85.80	56 Loftes, Jonathan
6	117	18.07	6.4748	109.5696	84.28	113 Bray, Nick
7	113	17.96	6.2918	106.4717	81.90	28 Hatch, Greg
8	116	19.91	5.8262	98.5937	75.84	125 Peterson, Jeff
9	109	18.73	5.8195	98.4807	75.75	95 Young, Chris
10	122	21.50	5.6744	96.0248	73.87	87 Muscat, Peter
11	122	21.68	5.6273	95.2276	73.25	96 Buntine, Ryan
12	108	19.38	5.5728	94.3045	72.54	115 Houston, Scott
13	104	18.76	5.5437	93.8130	72.16	90 Seddon, Scott
14	122	22.18	5.5005	93.0809	71.60	119 Moon, Jonathan
15	122	22.97	5.3113	89.8796	69.14	40 Joy, Dale
16	107	20.82	5.1393	86.9692	66.90	79 Darvas, Charlie
17	112	21.90	5.1142	86.5439	66.57	126 Peterson, Jeff (Jnr)
18	120	24.24	4.9505	83.7743	64.44	107 Damaso, Gary
19	103	21.85	4.7140	79.7716	61.36	75 Glasgow, Spence
20	99	22.13	4.4736	75.7035	58.23	108 Colbertaldo, Livio
21	108	24.82	4.3513	73.6350	56.64	111 Pearson, Ben
22	83	19.66	4.2218	71.4425	54.96	106 Arsenijevic, Sasha
23	108	25.90	4.1699	70.5645	54.28	101 Dyer, Glen
24	126	30.93	4.0737	68.9371	53.03	65 Boak, Donald
25	97	23.85	4.0671	68.8249	52.94	103 Richardson, Sean
26	120	29.53	4.0637	68.7670	52.90	55 West, Susan
27	114	28.69	3.9735	67.2414	51.72	64 Toohey, Joel
28	118	30.47	3.8727	65.5348	50.41	41 Joy, Dan
29	112	29.68	3.7736	63.8582	49.12	76 Dwyer, Terry
30	120	32.67	3.6731	62.1576	47.81	68 Ould, Matthew
31	89	24.66	3.6091	61.0744	46.98	17 Pitt, Anita
32	122	35.55	3.4318	58.0741	44.67	7 Ziccone, Sebastian
33	124	39.48	3.1408	53.1504	40.88	98 Hanegraaf, Paul
34	87	28.14	3.0917	52.3188	40.25	47 Tran, Phil
35	94	30.87	3.0450	51.5292	39.64	38 Basco, Freddie
36	89	29.82	2.9846	50.5062	38.85	82 Lee, Clinton
37	96	32.34	2.9685	50.2335	38.64	91 Fleming, Jack
38	124	42.45	2.9211	49.4318	38.02	8 Herron, Bob
39	118	41.72	2.8284	47.8630	36.82	104 Richardson, Lisa
40	118	42.59	2.7706	46.8853	36.07	102 Nicholls, Robert
41	118	47.49	2.4847	42.0477	32.34	36 Mc Crae, Colin
42	97	40.90	2.3716	40.1338	30.87	54 Bone, Ken

STANDARD -- Overall Stage Results

VSSM1 - 15/8/2010

Printed August 15, 2010 at 18:15



Stage 8 -- Stage Eight Range Seven

	PTS	TIME	HIT FACTOR	STAGE POINTS	STAGE PERCENT	COMPETITOR # Name
43	74	31.46	2.3522	39.8048	30.62	63 Green, Peter
44	106	45.92	2.3084	39.0631	30.05	124 Fangmeier, Bernie
45	124	59.81	2.0732	35.0841	26.99	11 Munday, Stephen
46	116	58.12	1.9959	33.7749	25.98	66 James, Lucille
47	60	30.40	1.9737	33.3995	25.69	21 Opitz, Ben
48	99	51.91	1.9071	32.2735	24.83	86 Smith, Dana
49	80	55.41	1.4438	24.4323	18.79	77 Marshall, Murray
50	93	72.62	1.2806	21.6715	16.67	20 Miller, Susanne
51	31	35.42	0.8752	14.8107	11.39	80 Clifford, Glenda
52	0	0.00	0.0000	0.0000	0.00	83 Reynolds, Dean

PRODUCTION -- Overall Stage Results

VSSM1 - 15/8/2010

Printed August 15, 2010 at 18:15



Stage 8 -- Stage Eight Range Seven

	PTS	TIME	HIT FACTOR	STAGE POINTS	STAGE PERCENT	COMPETITOR # Name
1	118	18.88	6.2500	130.0000	100.00	74 Hendrickson, Rick
2	110	17.83	6.1694	128.3230	98.71	58 Tueno, Gary
3	106	17.32	6.1201	127.2979	97.92	73 Scott, Darren
4	118	19.66	6.0020	124.8423	96.03	30 Ellis, Chris
5	110	19.18	5.7351	119.2909	91.76	100 Burnet, Campbell
6	116	20.32	5.7087	118.7402	91.34	14 Moon, Greg
7	114	22.58	5.0487	105.0133	80.78	57 Hooper, Boyd
8	118	24.33	4.8500	100.8796	77.60	26 Tanner, John
9	112	23.33	4.8007	99.8543	76.81	13 Doherty, Peter
10	120	25.81	4.6494	96.7067	74.39	51 Twemlow, Ross
11	97	20.91	4.6389	96.4897	74.22	52 Trotter, Andrew
12	99	21.54	4.5961	95.5989	73.54	37 Ashby, Colin
13	118	25.88	4.5595	94.8377	72.95	84 Cicolini, Paul
14	126	27.74	4.5422	94.4773	72.67	3 King, Geoff
15	112	24.80	4.5161	93.9355	72.26	15 Docherty, Terry
16	122	27.44	4.4461	92.4781	71.14	32 O'Pray, Stephen
17	116	26.10	4.4444	92.4445	71.11	27 Cilia, Noel
18	102	23.60	4.3220	89.8983	69.15	9 Winnik, Daniel
19	126	30.18	4.1750	86.8390	66.80	45 Whitfield, Simon
20	120	29.21	4.1082	85.4502	65.73	81 Bartsch, Nicholas
21	99	24.79	3.9935	83.0658	63.90	70 Shuey, Vin
22	120	30.85	3.8898	80.9076	62.24	110 Lamb, Peter
23	95	24.55	3.8697	80.4888	61.91	109 Bugayong, Casey
24	97	28.12	3.4495	71.7496	55.19	18 Turkkani, Erol
25	120	35.36	3.3937	70.5882	54.30	4 Craig, Jon
26	110	32.98	3.3354	69.3754	53.37	117 Chitty, Jo
27	128	40.56	3.1558	65.6410	50.49	25 Moss, John
28	101	32.65	3.0934	64.3430	49.49	60 Thorogood, James
29	77	26.25	2.9333	61.0133	46.93	6 Sullivan (Jnr), Joseph
30	83	29.13	2.8493	59.2654	45.59	92 Smith, Greg
31	103	36.76	2.8020	58.2807	44.83	89 Taranek, Tomasz
32	118	43.39	2.7195	56.5660	43.51	114 Lawson, James
33	95	35.94	2.6433	54.9805	42.29	53 Osborne, Neil
34	57	29.17	1.9541	40.6445	31.26	61 Thorogood, Stuart
35	21	30.19	0.6956	14.4684	11.13	43 Filzek, Sebastian
36	22	32.65	0.6738	14.0153	10.78	116 Lynch, Bill
37	0	0.00	0.0000	0.0000	0.00	12 Parker, Duncan
38	0	0.00	0.0000	0.0000	0.00	48 Samson, Glenn

OPEN -- Overall Stage Results

VSSM1 - 15/8/2010

Printed August 15, 2010 at 18:15



Stage 9 -- Stage Nine Range Eight

	PTS	TIME	HIT FACTOR	STAGE POINTS	STAGE PERCENT	COMPETITOR # Name
1	40	7.17	5.5788	45.0000	100.00	97 Leeder, John
2	40	7.37	5.4274	43.7788	97.29	69 Moss, Andrew
3	40	7.58	5.2770	42.5660	94.59	31 Nowak, Mark
4	41	8.58	4.7786	38.5450	85.66	35 Durham, Justin
5	41	9.03	4.5404	36.6242	81.39	67 Ould, Bruce
6	39	8.64	4.5139	36.4102	80.91	22 Opitz, Mic
7	43	10.04	4.2829	34.5467	76.77	2 Campbell, Julie
8	35	8.18	4.2787	34.5133	76.70	121 Fiorentino, Brian
9	37	9.20	4.0217	32.4404	72.09	120 Fiorentino, Mario
10	38	9.52	3.9916	32.1972	71.55	94 Mudge, Darren
11	38	9.55	3.9791	32.0961	71.32	71 Sleeth, Terence
12	43	12.18	3.5304	28.4769	63.28	42 Matthews, Rob
13	27	7.95	3.3962	27.3948	60.88	44 Hateley, Dean
14	37	10.95	3.3790	27.2558	60.57	5 Sullivan (Snr), Joe
15	42	12.94	3.2457	26.1810	58.18	59 Sweeney, Bruce
16	40	12.78	3.1299	25.2465	56.10	49 Samson, Michael
17	38	13.03	2.9163	23.5240	52.28	1 Campbell, Bill
18	23	7.96	2.8894	23.3070	51.79	10 Winnik, Sarah
19	41	14.67	2.7948	22.5437	50.10	46 Aksu, Mustafa
20	24	8.60	2.7907	22.5105	50.02	123 Sheil, Mark
21	43	16.58	2.5935	20.9197	46.49	112 Dickson, Ken
22	28	13.04	2.1472	17.3202	38.49	39 Brammall, Graham
23	24	12.43	1.9308	15.5744	34.61	72 Sleeth, Julie
24	12	6.70	1.7910	14.4470	32.10	16 Rohrich, Lee
25	24	13.80	1.7391	14.0283	31.17	34 Pohl, David
26	15	9.42	1.5924	12.8443	28.54	33 Barrie, Robert
27	13	9.00	1.4444	11.6512	25.89	62 Adriaanse, John
28	20	14.04	1.4245	11.4904	25.53	24 Cilia, Nathan
29	20	14.31	1.3976	11.2736	25.05	23 Cilia, Ian
30	33	45.66	0.7227	5.8297	12.95	118 Moreland, Carol
31	22	31.38	0.7011	5.6551	12.57	19 Miller, Russell
32	0	12.63	0.0000	0.0000	0.00	85 Palacio, Rey
33	0	0.00	0.0000	0.0000	0.00	122 Pateras, Paul

STANDARD -- Overall Stage Results

VSSM1 - 15/8/2010

Printed August 15, 2010 at 18:15



Stage 9 -- Stage Nine Range Eight

	PTS	TIME	HIT FACTOR	STAGE POINTS	STAGE PERCENT	COMPETITOR #	Name
1	40	7.47	5.3548	45.0000	100.00	78	Mori, Mario
2	34	6.68	5.0898	42.7736	95.05	105	Wilhelm, Bob
3	37	7.40	5.0000	42.0187	93.37	50	Constable, Tony
4	38	9.16	4.1485	34.8627	77.47	95	Young, Chris
5	31	7.64	4.0576	34.0990	75.78	90	Seddon, Scott
6	25	6.41	3.9002	32.7759	72.84	56	Loftes, Jonathan
7	39	10.37	3.7608	31.6052	70.23	79	Darvas, Charlie
8	33	8.92	3.6996	31.0901	69.09	68	Ould, Matthew
9	40	11.03	3.6265	30.4760	67.72	107	Damaso, Gary
10	25	7.69	3.2510	27.3204	60.71	113	Bray, Nick
11	41	12.83	3.1956	26.8553	59.68	40	Joy, Dale
12	36	11.53	3.1223	26.2389	58.31	119	Moon, Jonathan
13	39	13.80	2.8261	23.7497	52.78	65	Boak, Donald
14	38	15.22	2.4967	20.9818	46.63	101	Dyer, Glen
15	35	14.78	2.3681	19.9006	44.22	125	Peterson, Jeff
16	26	12.30	2.1138	17.7640	39.48	76	Dwyer, Terry
17	39	18.92	2.0613	17.3227	38.49	55	West, Susan
18	28	13.64	2.0528	17.2511	38.34	103	Richardson, Sean
19	20	9.77	2.0471	17.2032	38.23	106	Arsenijevic, Sasha
20	21	10.54	1.9924	16.7437	37.21	96	Buntine, Ryan
21	22	11.07	1.9874	16.7012	37.11	63	Green, Peter
22	20	11.13	1.7969	15.1011	33.56	91	Fleming, Jack
23	20	11.26	1.7762	14.9267	33.17	82	Lee, Clinton
24	41	23.14	1.7718	14.8900	33.09	47	Tran, Phil
25	31	17.80	1.7416	14.6357	32.52	8	Herron, Bob
26	43	26.29	1.6356	13.7452	30.54	11	Munday, Stephen
27	16	10.53	1.5195	12.7692	28.38	41	Joy, Dan
28	27	17.88	1.5101	12.6902	28.20	21	Opitz, Ben
29	16	10.97	1.4585	12.2571	27.24	64	Toohy, Joel
30	31	21.65	1.4319	12.0331	26.74	80	Clifford, Glenda
31	37	27.49	1.3459	11.3110	25.14	20	Miller, Susanne
32	24	18.25	1.3151	11.0515	24.56	108	Colbertaldo, Livio
33	22	17.27	1.2739	10.7054	23.79	111	Pearson, Ben
34	28	22.24	1.2590	10.5803	23.51	38	Basco, Freddie
35	24	19.28	1.2448	10.4611	23.25	77	Marshall, Murray
36	11	10.26	1.0721	9.0099	20.02	126	Peterson, Jeff (Jnr)
37	16	15.67	1.0211	8.5807	19.07	102	Nicholls, Robert
38	10	10.21	0.9794	8.2309	18.29	75	Glasgow, Spence
39	7	9.14	0.7659	6.4361	14.30	28	Hatch, Greg
40	7	10.48	0.6679	5.6132	12.47	83	Reynolds, Dean
41	5	7.88	0.6345	5.3323	11.85	87	Muscat, Peter
42	18	29.63	0.6075	5.1052	11.34	54	Bone, Ken

STANDARD -- Overall Stage Results

VSSM1 - 15/8/2010

Printed August 15, 2010 at 18:15



Stage 9 -- Stage Nine Range Eight

	PTS	TIME	HIT FACTOR	STAGE POINTS	STAGE PERCENT	COMPETITOR # Name
43	9	15.91	0.5657	4.7538	10.56	66 James, Lucille
44	5	11.71	0.4270	3.5883	7.97	17 Pitt, Anita
45	5	12.10	0.4132	3.4726	7.72	115 Houston, Scott
46	5	12.61	0.3965	3.3322	7.40	104 Richardson, Lisa
47	0	21.46	0.0000	0.0000	0.00	124 Fangmeier, Bernie
48	0	29.92	0.0000	0.0000	0.00	86 Smith, Dana
49	0	12.73	0.0000	0.0000	0.00	36 Mc Crae, Colin
50	0	8.09	0.0000	0.0000	0.00	88 Delaney, Steven
51	0	18.87	0.0000	0.0000	0.00	7 Ziccone, Sebastian
52	0	13.61	0.0000	0.0000	0.00	98 Hanegraaf, Paul

PRODUCTION -- Overall Stage Results

VSSM1 - 15/8/2010

Printed August 15, 2010 at 18:15



Stage 9 -- Stage Nine Range Eight

	PTS	TIME	HIT FACTOR	STAGE POINTS	STAGE PERCENT	COMPETITOR #	Name
1	39	10.01	3.8961	45.0000	100.00	14	Moon, Greg
2	35	9.32	3.7554	43.3745	96.39	6	Sullivan (Jnr), Joseph
3	35	9.94	3.5211	40.6690	90.38	52	Trotter, Andrew
4	33	9.75	3.3846	39.0923	86.87	74	Hendrickson, Rick
5	33	10.12	3.2609	37.6630	83.70	37	Ashby, Colin
6	24	7.76	3.0928	35.7216	79.38	58	Tueno, Gary
7	20	7.27	2.7510	31.7744	70.61	73	Scott, Darren
8	35	14.21	2.4631	28.4483	63.22	15	Docherty, Terry
9	24	10.65	2.2535	26.0282	57.84	81	Bartsch, Nicholas
10	39	20.40	1.9118	22.0809	49.07	25	Moss, John
11	20	11.10	1.8018	20.8108	46.25	92	Smith, Greg
12	29	16.15	1.7957	20.7399	46.09	116	Lynch, Bill
13	14	8.23	1.7011	19.6476	43.66	100	Burnet, Campbell
14	31	18.65	1.6622	19.1984	42.66	84	Cicolini, Paul
15	18	11.20	1.6071	18.5625	41.25	18	Turkkan, Erol
16	24	17.15	1.3994	16.1633	35.92	117	Chitty, Jo
17	16	12.72	1.2579	14.5283	32.29	26	Tanner, John
18	20	16.00	1.2500	14.4375	32.08	109	Bugayong, Casey
19	31	27.54	1.1256	13.0011	28.89	53	Osborne, Neil
20	9	12.95	0.6950	8.0270	17.84	57	Hooper, Boyd
21	14	23.94	0.5848	6.7544	15.01	60	Thorogood, James
22	14	24.11	0.5807	6.7068	14.90	61	Thorogood, Stuart
23	5	9.16	0.5459	6.3046	14.01	45	Whitfield, Simon
24	9	19.88	0.4527	5.2289	11.62	4	Craig, Jon
25	5	11.42	0.4378	5.0569	11.24	30	Ellis, Chris
26	5	17.88	0.2796	3.2299	7.18	43	Filzek, Sebastian
27	0	14.30	0.0000	0.0000	0.00	110	Lamb, Peter
28	0	0.00	0.0000	0.0000	0.00	48	Samson, Glenn
29	0	8.54	0.0000	0.0000	0.00	51	Twemlow, Ross
30	0	12.16	0.0000	0.0000	0.00	3	King, Geoff
31	0	10.84	0.0000	0.0000	0.00	13	Doherty, Peter
32	0	11.62	0.0000	0.0000	0.00	9	Winnik, Daniel
33	0	12.46	0.0000	0.0000	0.00	32	O'Pray, Stephen
34	0	10.63	0.0000	0.0000	0.00	70	Shuey, Vin
35	0	18.44	0.0000	0.0000	0.00	89	Taranek, Tomasz
36	0	8.43	0.0000	0.0000	0.00	27	Cilia, Noel
37	0	19.15	0.0000	0.0000	0.00	114	Lawson, James
38	0	0.00	0.0000	0.0000	0.00	12	Parker, Duncan