

OPEN -- Overall Stage Results

VSSM2 10 & 11 September 2011

Printed September 12, 2011 at 12:35



Stage 1 -- Stage 1

	PTS	TIME	HIT FACTOR	STAGE POINTS	STAGE PERCENT	COMPETITOR # Name
1	96	16.32	5.8824	100.0000	100.00	15 Soldini, David
2	93	17.96	5.1782	88.0289	88.03	41 Petts, Doug
3	85	16.52	5.1453	87.4697	87.47	35 Wilhelm, Bob
4	93	18.63	4.9919	84.8631	84.86	16 Ballantyne, Suzy
5	92	19.26	4.7767	81.2046	81.20	37 Elliott, Craig
6	80	16.75	4.7761	81.1940	81.19	94 Rohrich, Lee
7	92	20.07	4.5840	77.9273	77.93	67 Durham, Justin
8	96	22.07	4.3498	73.9465	73.95	49 Hatch, Pamela
9	89	20.74	4.2912	72.9508	72.95	24 Sully, Bob
10	89	21.43	4.1531	70.6020	70.60	33 Samson, Michael
11	97	26.41	3.6729	62.4385	62.44	40 White, Gary
12	75	21.56	3.4787	59.1373	59.14	92 Fitzgerald, Damien
13	96	28.35	3.3862	57.5661	57.57	27 Adriaanse, John
14	80	24.28	3.2949	56.0132	56.01	29 Sleeth, Terence
15	94	28.66	3.2798	55.7572	55.76	44 Ziday, Allan
16	96	29.44	3.2609	55.4348	55.43	28 Sleeth, Julie
17	98	31.07	3.1542	53.6209	53.62	85 Opitz, Mic
18	99	31.48	3.1449	53.4625	53.46	101 Fiorentino, Mario
19	73	23.22	3.1438	53.4453	53.45	21 Brammall, Graham
20	78	24.94	3.1275	53.1676	53.17	34 Samson, Bryan
21	73	23.51	3.1051	52.7861	52.79	2 Campbell, Julie
22	73	23.51	3.1051	52.7861	52.79	9 Nowak, Mark
23	82	26.78	3.0620	52.0538	52.05	20 Matthews, Rob
24	71	23.42	3.0316	51.5372	51.54	26 Cilia, Nathan
25	54	18.81	2.8708	48.8038	48.80	22 Damaso, Gary
26	74	27.83	2.6590	45.2030	45.20	36 Griffin, Sue
27	80	31.37	2.5502	43.3535	43.35	91 Prendergast, Terry
28	93	36.59	2.5417	43.2085	43.21	47 West, Susan
29	75	30.65	2.4470	41.5987	41.60	1 Campbell, Bill
30	59	25.18	2.3431	39.8332	39.83	75 Sweeney, Bruce
31	93	40.29	2.3083	39.2405	39.24	5 Rinaldi, Peter
32	92	45.19	2.0358	34.6094	34.61	8 Pohl, David
33	93	46.08	2.0182	34.3099	34.31	84 Opitz, Ben
34	66	33.28	1.9832	33.7139	33.71	30 Barrie, Robert
35	56	30.16	1.8568	31.5650	31.56	87 Prendergast, Dennis
36	50	29.33	1.7047	28.9806	28.98	12 Dickson, Ken
37	58	34.11	1.7004	28.9065	28.91	62 Locke, Phil
38	90	78.73	1.1431	19.4335	19.43	97 Nicholls, Ruth
39	0	0.00	0.0000	0.0000	0.00	100 Vukasinovic, Jakob

STANDARD -- Overall Stage Results

VSSM2 10 & 11 September 2011

Printed September 12, 2011 at 12:35



Stage 1 -- Stage 1

	PTS	TIME	HIT FACTOR	STAGE POINTS	STAGE PERCENT	COMPETITOR # Name
1	92	18.18	5.0605	100.0000	100.00	83 Loftes, Jonathan
2	76	19.54	3.8895	76.8591	76.86	17 Joy, Dale
3	90	25.80	3.4884	68.9333	68.93	54 Ashby, Colin
4	87	24.95	3.4870	68.9056	68.91	73 Pointon, Roger
5	80	24.68	3.2415	64.0547	64.05	50 Hatch, Greg
6	84	27.52	3.0523	60.3166	60.32	23 Lee, Clinton
7	82	28.98	2.8295	55.9141	55.91	79 Whitfield, Simon
8	79	29.41	2.6862	53.0809	53.08	81 Torcasio, Tony
9	74	27.65	2.6763	52.8862	52.89	72 Schock, Ernie
10	74	28.27	2.6176	51.7264	51.73	80 Colbertaldo, Livio
11	81	31.23	2.5937	51.2530	51.25	32 Pearson, Ben
12	92	36.52	2.5192	49.7809	49.78	53 Dailey, David
13	71	28.55	2.4869	49.1426	49.14	43 Dwyer, Terry
14	88	37.59	2.3410	46.2612	46.26	18 Joy, Dan
15	76	33.58	2.2633	44.7238	44.72	58 Reynolds, Dean
16	84	37.98	2.2117	43.7049	43.70	74 Rohrich, Peter
17	76	35.78	2.1241	41.9739	41.97	96 Laycock, Merv
18	75	37.88	1.9799	39.1253	39.13	19 Ploudias, Soc
19	50	25.53	1.9585	38.7013	38.70	31 Pearson, Rodney
20	59	31.38	1.8802	37.1540	37.15	39 Darvas, Charlie
21	77	43.23	1.7812	35.1975	35.20	56 Nixon, Anthony
22	86	54.58	1.5757	31.1366	31.14	98 Pollard, Robert
23	65	52.19	1.2454	24.6112	24.61	59 Kirchner, Fraser
24	50	41.92	1.1927	23.5697	23.57	64 Osborne, Neil
25	60	53.27	1.1263	22.2574	22.26	69 Laing, Bradley
26	0	0.00	0.0000	0.0000	0.00	88 Stark, Mitchell

PRODUCTION -- Overall Stage Results

VSSM2 10 & 11 September 2011

Printed September 12, 2011 at 12:35



Stage 1 -- Stage 1

	PTS	TIME	HIT FACTOR	STAGE POINTS	STAGE PERCENT	COMPETITOR # Name
1	100	20.59	4.8567	100.0000	100.00	46 Tueno, Gary
2	77	19.52	3.9447	81.2208	81.22	78 Langley, Paul
3	88	22.55	3.9024	80.3512	80.35	68 Moss, Andrew
4	80	23.16	3.4542	71.1226	71.12	51 Houston, Scott
5	80	23.62	3.3870	69.7375	69.74	90 Trotter, Andrew
6	88	28.64	3.0726	63.2654	63.27	57 Rickard, Dane
7	90	29.59	3.0416	62.6259	62.63	86 Taylor, Scott
8	65	21.62	3.0065	61.9033	61.90	89 Hendrickson, Rick
9	59	20.73	2.8461	58.6015	58.60	42 Scott, Darren
10	76	27.46	2.7677	56.9862	56.99	55 Cicolini, Paul
11	73	27.19	2.6848	55.2803	55.28	10 Ellis, Chris
12	76	28.69	2.6490	54.5430	54.54	77 Angelopoulos, James
13	78	31.76	2.4559	50.5674	50.57	38 Peeters, Adrian
14	68	27.84	2.4425	50.2917	50.29	70 Twemlow, Ross
15	71	30.26	2.3463	48.3110	48.31	76 Angelopoulos, Louie
16	65	28.68	2.2664	46.6649	46.66	3 Tanner, John
17	67	30.65	2.1860	45.0091	45.01	7 Cilia, Noel
18	56	25.89	2.1630	44.5361	44.54	52 Houston, Jarred
19	72	38.17	1.8863	38.8389	38.84	66 Lester, Steve
20	73	42.60	1.7136	35.2833	35.28	25 Moss, John
21	35	21.82	1.6040	33.0270	33.03	61 Sullivan (Jnr), Joseph
22	54	34.45	1.5675	32.2746	32.27	11 Shuey, Vin
23	54	42.77	1.2626	25.9963	26.00	45 Lynch, Bill
24	39	33.27	1.1722	24.1362	24.14	63 Cossor, Daniel
25	28	35.89	0.7802	16.0635	16.06	71 Twemlow, Shane
26	22	36.97	0.5951	12.2526	12.25	65 Mc Crae, Colin
27	20	36.03	0.5551	11.4294	11.43	4 Harris, Graham
28	3	30.99	0.0968	1.9932	1.99	60 Harrison, Craig

OPEN -- Overall Stage Results

VSSM2 10 & 11 September 2011

Printed September 12, 2011 at 12:35




Stage 2 -- Stage 2

	PTS	TIME	HIT FACTOR	STAGE POINTS	STAGE PERCENT	COMPETITOR # Name
1	63	8.23	7.6549	80.0000	100.00	35 Wilhelm, Bob
2	77	10.39	7.4110	77.4505	96.81	41 Petts, Doug
3	79	10.68	7.3970	77.3046	96.63	15 Soldini, David
4	77	10.70	7.1963	75.2066	94.01	40 White, Gary
5	73	10.24	7.1289	74.5027	93.13	9 Nowak, Mark
6	74	10.44	7.0881	74.0765	92.60	37 Elliott, Craig
7	74	10.65	6.9484	72.6158	90.77	16 Ballantyne, Suzy
8	77	11.10	6.9369	72.4965	90.62	1 Campbell, Bill
9	62	9.12	6.7982	71.0471	88.81	92 Fitzgerald, Damien
10	72	11.30	6.3717	66.5891	83.24	94 Rohrich, Lee
11	74	12.79	5.7858	60.4659	75.58	34 Samson, Bryan
12	59	10.32	5.7171	59.7478	74.68	67 Durham, Justin
13	75	13.60	5.5147	57.6330	72.04	47 West, Susan
14	74	13.65	5.4212	56.6563	70.82	24 Sully, Bob
15	74	13.73	5.3897	56.3262	70.41	85 Opitz, Mic
16	65	12.54	5.1834	54.1708	67.71	101 Fiorentino, Mario
17	70	13.60	5.1471	53.7908	67.24	27 Adriaanse, John
18	76	15.14	5.0198	52.4610	65.58	20 Matthews, Rob
19	74	14.76	5.0136	52.3956	65.49	29 Sleeth, Terence
20	78	16.03	4.8659	50.8523	63.57	28 Sleeth, Julie
21	77	16.16	4.7649	49.7965	62.25	49 Hatch, Pamela
22	74	15.64	4.7315	49.4475	61.81	84 Opitz, Ben
23	73	15.87	4.5999	48.0723	60.09	36 Griffin, Sue
24	73	16.23	4.4978	47.0060	58.76	2 Campbell, Julie
25	78	18.16	4.2952	44.8878	56.11	12 Dickson, Ken
26	70	16.54	4.2322	44.2295	55.29	21 Brammall, Graham
27	58	14.40	4.0278	42.0935	52.62	33 Samson, Michael
28	72	17.90	4.0223	42.0367	52.55	87 Prendergast, Dennis
29	63	16.09	3.9155	40.9198	51.15	22 Damaso, Gary
30	76	20.07	3.7867	39.5745	49.47	62 Locke, Phil
31	74	19.83	3.7317	38.9994	48.75	44 Ziday, Allan
32	80	22.52	3.5524	37.1254	46.41	8 Pohl, David
33	70	20.47	3.4196	35.7379	44.67	75 Sweeney, Bruce
34	71	22.19	3.1996	33.4388	41.80	5 Rinaldi, Peter
35	45	15.58	2.8883	30.1852	37.73	26 Cilia, Nathan
36	75	33.62	2.2308	23.3138	29.14	30 Barrie, Robert
37	58	28.20	2.0567	21.4945	26.87	91 Prendergast, Terry
38	76	40.26	1.8877	19.7283	24.66	97 Nicholls, Ruth
39	0	0.00	0.0000	0.0000	0.00	100 Vukasinovic, Jakob

STANDARD -- Overall Stage Results

VSSM2 10 & 11 September 2011

Printed September 12, 2011 at 12:35



Stage 2 -- Stage 2

	PTS	TIME	HIT FACTOR	STAGE POINTS	STAGE PERCENT	COMPETITOR # Name
1	78	8.66	9.0069	80.0000	100.00	83 Loftes, Jonathan
2	78	10.41	7.4928	66.5514	83.19	17 Joy, Dale
3	75	12.70	5.9055	52.4531	65.57	58 Reynolds, Dean
4	71	12.66	5.6082	49.8125	62.27	73 Pointon, Roger
5	69	12.35	5.5870	49.6244	62.03	80 Colbertaldo, Livio
6	77	13.91	5.5356	49.1674	61.46	50 Hatch, Greg
7	70	13.00	5.3846	47.8264	59.78	54 Ashby, Colin
8	66	12.40	5.3226	47.2754	59.09	19 Ploudias, Soc
9	76	14.36	5.2925	47.0081	58.76	79 Whitfield, Simon
10	74	15.62	4.7375	42.0789	52.60	43 Dwyer, Terry
11	70	15.00	4.6667	41.4496	51.81	72 Schock, Ernie
12	68	15.06	4.5153	40.1049	50.13	31 Pearson, Rodney
13	72	15.96	4.5113	40.0694	50.09	18 Joy, Dan
14	75	17.43	4.3029	38.2188	47.77	32 Pearson, Ben
15	64	14.88	4.3011	38.2024	47.75	23 Lee, Clinton
16	70	17.23	4.0627	36.0849	45.11	53 Dailey, David
17	76	18.79	4.0447	35.9253	44.91	81 Torcasio, Tony
18	74	20.05	3.6908	32.7816	40.98	74 Rohrich, Peter
19	75	21.25	3.5294	31.3484	39.19	39 Darvas, Charlie
20	70	20.52	3.4113	30.2994	37.87	98 Pollard, Robert
21	62	21.48	2.8864	25.6372	32.05	96 Laycock, Merv
22	62	25.91	2.3929	21.2538	26.57	69 Laing, Bradley
23	61	33.20	1.8373	16.3194	20.40	59 Kirchner, Fraser
24	23	14.92	1.5416	13.6922	17.12	56 Nixon, Anthony
25	8	18.39	0.4350	3.8639	4.83	88 Stark, Mitchell
26	0	0.00	0.0000	0.0000	0.00	64 Osborne, Neil

PRODUCTION -- Overall Stage Results

VSSM2 10 & 11 September 2011

Printed September 12, 2011 at 12:35




Stage 2 -- Stage 2

	PTS	TIME	HIT FACTOR	STAGE POINTS	STAGE PERCENT	COMPETITOR # Name
1	76	9.65	7.8756	80.0000	100.00	68 Moss, Andrew
2	74	9.97	7.4223	75.3946	94.24	46 Tueno, Gary
3	70	10.31	6.7895	68.9673	86.21	42 Scott, Darren
4	78	11.52	6.7708	68.7774	85.97	89 Hendrickson, Rick
5	74	12.07	6.1309	62.2771	77.85	10 Ellis, Chris
6	70	11.42	6.1296	62.2638	77.83	86 Taylor, Scott
7	72	12.34	5.8347	59.2681	74.09	76 Angelopoulos, Louie
8	66	11.94	5.5276	56.1492	70.19	3 Tanner, John
9	76	14.81	5.1317	52.1269	65.16	55 Cicolini, Paul
10	70	13.76	5.0872	51.6753	64.59	52 Houston, Jarred
11	66	13.13	5.0267	51.0602	63.83	70 Twemlow, Ross
12	74	14.80	5.0000	50.7895	63.49	66 Lester, Steve
13	74	15.38	4.8114	48.8741	61.09	11 Shuey, Vin
14	68	14.79	4.5977	46.7030	58.38	77 Angelopoulos, James
15	64	14.01	4.5682	46.4029	58.00	51 Houston, Scott
16	66	14.48	4.5580	46.2998	57.87	61 Sullivan (Jnr), Joseph
17	57	12.52	4.5527	46.2460	57.81	90 Trotter, Andrew
18	76	17.05	4.4575	45.2786	56.60	7 Cilia, Noel
19	70	17.29	4.0486	41.1251	51.41	71 Twemlow, Shane
20	62	15.54	3.9897	40.5270	50.66	57 Rickard, Dane
21	76	22.66	3.3539	34.0688	42.59	63 Cossor, Daniel
22	76	24.38	3.1173	31.6653	39.58	78 Langley, Paul
23	53	18.39	2.8820	29.2751	36.59	4 Harris, Graham
24	66	23.70	2.7848	28.2878	35.36	25 Moss, John
25	70	25.27	2.7701	28.1382	35.17	60 Harrison, Craig
26	37	14.55	2.5430	25.8311	32.29	38 Peeters, Adrian
27	58	23.26	2.4936	25.3292	31.66	65 Mc Crae, Colin
28	34	20.79	1.6354	16.6122	20.77	45 Lynch, Bill

OPEN -- Overall Stage Results

VSSM2 10 & 11 September 2011

Printed September 12, 2011 at 12:35



Stage 3 -- Stage 3

	PTS	TIME	HIT FACTOR	STAGE POINTS	STAGE PERCENT	COMPETITOR # Name
1	122	14.78	8.2544	130.0000	100.00	15 Soldini, David
2	117	18.49	6.3277	99.6568	76.66	92 Fitzgerald, Damien
3	123	19.48	6.3142	99.4430	76.49	37 Elliott, Craig
4	107	18.10	5.9116	93.1029	71.62	41 Petts, Doug
5	125	21.43	5.8329	91.8641	70.66	24 Sully, Bob
6	116	19.91	5.8262	91.7582	70.58	16 Ballantyne, Suzy
7	123	22.16	5.5505	87.4165	67.24	1 Campbell, Bill
8	121	23.05	5.2495	82.6747	63.60	94 Rohrich, Lee
9	123	23.56	5.2207	82.2220	63.25	40 White, Gary
10	123	23.76	5.1768	81.5299	62.72	22 Damaso, Gary
11	115	23.01	4.9978	78.7117	60.55	49 Hatch, Pamela
12	119	24.06	4.9460	77.8950	59.92	34 Samson, Bryan
13	121	24.59	4.9207	77.4970	59.61	29 Sleeth, Terence
14	106	21.80	4.8624	76.5786	58.91	9 Nowak, Mark
15	118	24.75	4.7677	75.0870	57.76	85 Opitz, Mic
16	122	26.06	4.6815	73.7299	56.72	33 Samson, Michael
17	103	22.04	4.6733	73.6010	56.62	67 Durham, Justin
18	106	22.81	4.6471	73.1878	56.30	35 Wilhelm, Bob
19	106	22.93	4.6228	72.8048	56.00	101 Fiorentino, Mario
20	104	24.50	4.2449	66.8537	51.43	21 Brammall, Graham
21	109	28.00	3.8929	61.3093	47.16	87 Prendergast, Dennis
22	118	31.03	3.8028	59.8905	46.07	20 Matthews, Rob
23	122	32.87	3.7116	58.4545	44.97	47 West, Susan
24	115	31.35	3.6683	57.7721	44.44	27 Adriaanse, John
25	119	32.57	3.6537	57.5423	44.26	36 Griffin, Sue
26	118	32.76	3.6020	56.7278	43.64	12 Dickson, Ken
27	107	30.81	3.4729	54.6953	42.07	2 Campbell, Julie
28	126	37.15	3.3917	53.4158	41.09	44 Ziday, Allan
29	97	28.98	3.3471	52.7146	40.55	26 Cilia, Nathan
30	118	35.57	3.3174	52.2464	40.19	28 Sleeth, Julie
31	105	33.14	3.1684	49.8993	38.38	75 Sweeney, Bruce
32	109	40.93	2.6631	41.9414	32.26	62 Locke, Phil
33	126	48.38	2.6044	41.0169	31.55	8 Pohl, David
34	102	40.18	2.5386	39.9805	30.75	5 Rinaldi, Peter
35	75	32.84	2.2838	35.9680	27.67	84 Opitz, Ben
36	66	40.25	1.6398	25.8247	19.87	91 Prendergast, Terry
37	124	78.64	1.5768	24.8334	19.10	97 Nicholls, Ruth
38	78	57.10	1.3660	21.5138	16.55	30 Barrie, Robert
39	0	23.00	0.0000	0.0000	0.00	100 Vukasinovic, Jakob

STANDARD -- Overall Stage Results

VSSM2 10 & 11 September 2011

Printed September 12, 2011 at 12:35



Stage 3 -- Stage 3

	PTS	TIME	HIT FACTOR	STAGE POINTS	STAGE PERCENT	COMPETITOR # Name
1	108	18.05	5.9834	130.0000	100.00	83 Loftes, Jonathan
2	114	26.63	4.2809	93.0102	71.55	72 Schock, Ernie
3	127	29.98	4.2362	92.0384	70.80	50 Hatch, Greg
4	108	25.80	4.1860	90.9496	69.96	54 Ashby, Colin
5	110	27.00	4.0741	88.5168	68.09	17 Joy, Dale
6	115	28.73	4.0028	86.9679	66.90	80 Colbertaldo, Livio
7	91	23.86	3.8139	82.8644	63.74	58 Reynolds, Dean
8	120	32.62	3.6787	79.9271	61.48	79 Whitfield, Simon
9	127	35.00	3.6286	78.8374	60.64	39 Darvas, Charlie
10	92	25.61	3.5923	78.0504	60.04	73 Pointon, Roger
11	106	29.63	3.5775	77.7268	59.79	23 Lee, Clinton
12	120	38.78	3.0944	67.2311	51.72	43 Dwyer, Terry
13	108	36.69	2.9436	63.9548	49.20	74 Rohrich, Peter
14	122	43.78	2.7867	60.5454	46.57	81 Torcasio, Tony
15	104	38.03	2.7347	59.4161	45.70	19 Ploudias, Soc
16	101	37.18	2.7165	59.0213	45.40	53 Dailey, David
17	124	51.35	2.4148	52.4660	40.36	98 Pollard, Robert
18	84	34.94	2.4041	52.2340	40.18	56 Nixon, Anthony
19	82	34.34	2.3879	51.8812	39.91	18 Joy, Dan
20	68	29.89	2.2750	49.4288	38.02	32 Pearson, Ben
21	48	27.13	1.7693	38.4404	29.57	31 Pearson, Rodney
22	66	43.58	1.5145	32.9044	25.31	96 Laycock, Merv
23	83	56.21	1.4766	32.0820	24.68	59 Kirchner, Fraser
24	44	55.36	0.7948	17.2685	13.28	69 Laing, Bradley
25	0	3.17	0.0000	0.0000	0.00	88 Stark, Mitchell
26	0	0.00	0.0000	0.0000	0.00	64 Osborne, Neil

PRODUCTION -- Overall Stage Results

VSSM2 10 & 11 September 2011

Printed September 12, 2011 at 12:35



Stage 3 -- Stage 3

	PTS	TIME	HIT FACTOR	STAGE POINTS	STAGE PERCENT	COMPETITOR # Name
1	118	19.31	6.1108	130.0000	100.00	46 Tueno, Gary
2	112	22.30	5.0224	106.8456	82.19	42 Scott, Darren
3	112	24.73	4.5289	96.3468	74.11	76 Angelopoulos, Louie
4	106	23.85	4.4444	94.5499	72.73	89 Hendrickson, Rick
5	95	21.55	4.4084	93.7821	72.14	68 Moss, Andrew
6	95	21.59	4.4002	93.6083	72.01	78 Langley, Paul
7	95	22.29	4.2620	90.6687	69.75	51 Houston, Scott
8	112	26.35	4.2505	90.4234	69.56	3 Tanner, John
9	114	26.85	4.2458	90.3242	69.48	90 Trotter, Andrew
10	101	24.76	4.0792	86.7789	66.75	10 Ellis, Chris
11	106	26.07	4.0660	86.4985	66.54	70 Twemlow, Ross
12	112	27.63	4.0536	86.2344	66.33	86 Taylor, Scott
13	114	28.92	3.9419	83.8591	64.51	77 Angelopoulos, James
14	112	29.68	3.7736	80.2782	61.75	11 Shuey, Vin
15	124	33.06	3.7508	79.7926	61.38	7 Cilia, Noel
16	101	27.53	3.6687	78.0475	60.04	52 Houston, Jarred
17	108	31.85	3.3909	72.1370	55.49	57 Rickard, Dane
18	112	34.62	3.2351	68.8232	52.94	66 Lester, Steve
19	112	35.23	3.1791	67.6315	52.02	71 Twemlow, Shane
20	76	27.77	2.7368	58.2212	44.79	55 Cicolini, Paul
21	110	44.61	2.4658	52.4571	40.35	4 Harris, Graham
22	122	56.55	2.1574	45.8956	35.30	25 Moss, John
23	78	50.70	1.5385	32.7288	25.18	45 Lynch, Bill
24	68	44.97	1.5121	32.1684	24.74	38 Peeters, Adrian
25	65	50.30	1.2922	27.4909	21.15	65 Mc Crae, Colin
26	73	63.59	1.1480	24.4218	18.79	60 Harrison, Craig
27	22	26.12	0.8423	17.9181	13.78	61 Sullivan (Jnr), Joseph
28	0	9.93	0.0000	0.0000	0.00	63 Cossor, Daniel

OPEN -- Overall Stage Results

VSSM2 10 & 11 September 2011

Printed September 12, 2011 at 12:35



Stage 4 -- Stage 4

	PTS	TIME	HIT FACTOR	STAGE POINTS	STAGE PERCENT	COMPETITOR # Name
1	150	25.89	5.7937	160.0000	100.00	15 Soldini, David
2	145	29.92	4.8463	133.8342	83.65	92 Fitzgerald, Damien
3	155	35.02	4.4260	122.2296	76.39	16 Ballantyne, Suzy
4	151	34.24	4.4100	121.7878	76.12	94 Rohrich, Lee
5	148	33.75	4.3852	121.1013	75.69	41 Petts, Doug
6	144	33.75	4.2667	117.8283	73.64	9 Nowak, Mark
7	124	30.03	4.1292	114.0321	71.27	35 Wilhelm, Bob
8	150	37.10	4.0431	111.6550	69.78	34 Samson, Bryan
9	128	32.80	3.9024	107.7698	67.36	37 Elliott, Craig
10	148	39.10	3.7852	104.5312	65.33	33 Samson, Michael
11	155	41.17	3.7649	103.9709	64.98	27 Adriaanse, John
12	140	37.72	3.7116	102.4984	64.06	26 Cilia, Nathan
13	152	41.00	3.7073	102.3813	63.99	22 Damaso, Gary
14	138	38.12	3.6201	99.9740	62.48	49 Hatch, Pamela
15	153	42.92	3.5648	98.4447	61.53	40 White, Gary
16	149	42.39	3.5150	97.0697	60.67	84 Opitz, Ben
17	112	33.33	3.3603	92.7990	58.00	67 Durham, Justin
18	141	43.00	3.2791	90.5548	56.60	29 Sleeth, Terence
19	145	45.37	3.1959	88.2592	55.16	87 Prendergast, Dennis
20	152	50.64	3.0016	82.8916	51.81	20 Matthews, Rob
21	124	42.73	2.9019	80.1400	50.09	85 Opitz, Mic
22	115	39.67	2.8989	80.0565	50.04	24 Sully, Bob
23	152	53.17	2.8588	78.9474	49.34	28 Sleeth, Julie
24	110	38.65	2.8461	78.5966	49.12	1 Campbell, Bill
25	122	44.83	2.7214	75.1540	46.97	36 Griffin, Sue
26	149	54.88	2.7150	74.9778	46.86	47 West, Susan
27	139	53.58	2.5943	71.6429	44.78	21 Brammall, Graham
28	130	50.56	2.5712	71.0063	44.38	91 Prendergast, Terry
29	129	52.30	2.4665	68.1159	42.57	2 Campbell, Julie
30	114	47.24	2.4132	66.6432	41.65	12 Dickson, Ken
31	140	61.56	2.2742	62.8044	39.25	8 Pohl, David
32	115	51.71	2.2239	61.4164	38.39	75 Sweeney, Bruce
33	91	41.23	2.2071	60.9521	38.10	101 Fiorentino, Mario
34	139	63.13	2.2018	60.8051	38.00	44 Ziday, Allan
35	152	72.41	2.0992	57.9703	36.23	30 Barrie, Robert
36	109	53.78	2.0268	55.9714	34.98	62 Locke, Phil
37	110	55.21	1.9924	55.0219	34.39	5 Rinaldi, Peter
38	120	119.00	1.0084	27.8481	17.41	97 Nicholls, Ruth
39	0	0.00	0.0000	0.0000	0.00	100 Vukasinovic, Jakob

STANDARD -- Overall Stage Results

VSSM2 10 & 11 September 2011

Printed September 12, 2011 at 12:35



Stage 4 -- Stage 4

	PTS	TIME	HIT FACTOR	STAGE POINTS	STAGE PERCENT	COMPETITOR # Name
1	147	31.25	4.7040	160.0000	100.00	83 Loftes, Jonathan
2	150	42.75	3.5088	119.3460	74.59	79 Whitfield, Simon
3	144	41.93	3.4343	116.8128	73.01	43 Dwyer, Terry
4	153	44.88	3.4091	115.9555	72.47	50 Hatch, Greg
5	148	45.97	3.2195	109.5065	68.44	32 Pearson, Ben
6	126	40.73	3.0935	105.2225	65.76	80 Colbertaldo, Livio
7	135	44.82	3.0120	102.4506	64.03	54 Ashby, Colin
8	126	41.98	3.0014	102.0894	63.81	17 Joy, Dale
9	116	42.48	2.7307	92.8809	58.05	31 Pearson, Rodney
10	134	50.47	2.6550	90.3076	56.44	53 Dailey, David
11	138	53.21	2.5935	88.2142	55.13	56 Nixon, Anthony
12	148	60.12	2.4617	83.7328	52.33	81 Torcasio, Tony
13	117	52.92	2.2109	75.2001	47.00	72 Schock, Ernie
14	121	58.40	2.0719	70.4734	44.05	23 Lee, Clinton
15	138	73.62	1.8745	63.7582	39.85	98 Pollard, Robert
16	92	49.41	1.8620	63.3324	39.58	39 Darvas, Charlie
17	100	54.14	1.8471	62.8253	39.27	58 Reynolds, Dean
18	69	38.76	1.7802	60.5505	37.84	73 Pointon, Roger
19	89	51.78	1.7188	58.4629	36.54	18 Joy, Dan
20	150	92.60	1.6199	55.0976	34.44	59 Kirchner, Fraser
21	94	60.62	1.5506	52.7430	32.96	74 Rohrich, Peter
22	102	67.53	1.5104	51.3755	32.11	96 Laycock, Merv
23	79	55.61	1.4206	48.3200	30.20	19 Ploudias, Soc
24	62	69.98	0.8860	30.1349	18.83	69 Laing, Bradley
25	0	0.00	0.0000	0.0000	0.00	64 Osborne, Neil
26	0	0.00	0.0000	0.0000	0.00	88 Stark, Mitchell

PRODUCTION -- Overall Stage Results

VSSM2 10 & 11 September 2011

Printed September 12, 2011 at 12:35



Stage 4 -- Stage 4

	PTS	TIME	HIT FACTOR	STAGE POINTS	STAGE PERCENT	COMPETITOR # Name
1	144	34.05	4.2291	160.0000	100.00	46 Tueno, Gary
2	148	36.46	4.0592	153.5747	95.98	68 Moss, Andrew
3	125	32.39	3.8592	146.0070	91.25	78 Langley, Paul
4	144	38.49	3.7412	141.5433	88.46	51 Houston, Scott
5	138	37.96	3.6354	137.5395	85.96	42 Scott, Darren
6	150	44.50	3.3708	127.5281	79.71	10 Ellis, Chris
7	146	44.86	3.2546	123.1312	76.96	7 Cilia, Noel
8	129	39.90	3.2331	122.3183	76.45	76 Angelopoulos, Louie
9	144	45.50	3.1648	119.7363	74.84	70 Twemlow, Ross
10	150	49.68	3.0193	114.2311	71.39	86 Taylor, Scott
11	106	35.51	2.9851	112.9353	70.58	89 Hendrickson, Rick
12	123	41.35	2.9746	112.5393	70.34	55 Cicolini, Paul
13	142	49.06	2.8944	109.5054	68.44	11 Shuey, Vin
14	121	41.88	2.8892	109.3083	68.32	77 Angelopoulos, James
15	125	43.50	2.8736	108.7165	67.95	90 Trotter, Andrew
16	129	47.57	2.7118	102.5962	64.12	3 Tanner, John
17	112	41.61	2.6917	101.8345	63.65	52 Houston, Jarred
18	127	47.45	2.6765	101.2610	63.29	57 Rickard, Dane
19	129	50.83	2.5379	96.0161	60.01	38 Peeters, Adrian
20	94	41.23	2.2799	86.2560	53.91	61 Sullivan (Jnr), Joseph
21	125	59.60	2.0973	79.3484	49.59	66 Lester, Steve
22	118	56.96	2.0716	78.3766	48.99	65 Mc Crae, Colin
23	152	79.48	1.9124	72.3536	45.22	25 Moss, John
24	118	67.80	1.7404	65.8456	41.15	60 Harrison, Craig
25	101	60.09	1.6808	63.5907	39.74	63 Cossor, Daniel
26	83	49.71	1.6697	63.1697	39.48	71 Twemlow, Shane
27	72	44.63	1.6133	61.0352	38.15	4 Harris, Graham
28	87	87.52	0.9941	37.6085	23.51	45 Lynch, Bill

OPEN -- Overall Stage Results

VSSM2 10 & 11 September 2011

Printed September 12, 2011 at 12:35



Stage 5 -- Stage 5

	PTS	TIME	HIT FACTOR	STAGE POINTS	STAGE PERCENT	COMPETITOR # Name
1	72	11.31	6.3660	80.0000	100.00	67 Durham, Justin
2	60	9.61	6.2435	78.4599	98.07	92 Fitzgerald, Damien
3	73	11.95	6.1088	76.7671	95.96	41 Petts, Doug
4	71	11.68	6.0788	76.3898	95.49	9 Nowak, Mark
5	71	11.91	5.9614	74.9146	93.64	37 Elliott, Craig
6	74	12.48	5.9295	74.5139	93.14	1 Campbell, Bill
7	71	12.19	5.8244	73.1939	91.49	94 Rohrich, Lee
8	76	13.42	5.6632	71.1674	88.96	29 Sleeth, Terence
9	67	12.46	5.3772	67.5736	84.47	22 Damaso, Gary
10	74	14.40	5.1389	64.5787	80.72	24 Sully, Bob
11	73	14.34	5.0907	63.9726	79.97	34 Samson, Bryan
12	59	11.88	4.9663	62.4102	78.01	16 Ballantyne, Suzy
13	50	10.51	4.7574	59.7843	74.73	35 Wilhelm, Bob
14	71	15.13	4.6927	58.9711	73.71	21 Brammall, Graham
15	74	15.77	4.6925	58.9685	73.71	27 Adriaanse, John
16	75	15.99	4.6904	58.9431	73.68	33 Samson, Michael
17	70	15.62	4.4814	56.3167	70.40	101 Fiorentino, Mario
18	72	16.97	4.2428	53.3176	66.65	36 Griffin, Sue
19	60	14.52	4.1322	51.9284	64.91	26 Cilia, Nathan
20	73	18.15	4.0220	50.5436	63.18	49 Hatch, Pamela
21	73	18.70	3.9037	49.0570	61.32	87 Prendergast, Dennis
22	76	20.50	3.7073	46.5886	58.24	75 Sweeney, Bruce
23	74	20.49	3.6115	45.3847	56.73	62 Locke, Phil
24	76	21.62	3.5153	44.1751	55.22	12 Dickson, Ken
25	72	20.55	3.5036	44.0292	55.04	84 Opitz, Ben
26	59	17.63	3.3466	42.0552	52.57	2 Campbell, Julie
27	63	19.19	3.2830	41.2559	51.57	20 Matthews, Rob
28	72	23.33	3.0862	38.7827	48.48	47 West, Susan
29	61	21.10	2.8910	36.3302	45.41	28 Sleeth, Julie
30	67	24.32	2.7549	34.6203	43.28	5 Rinaldi, Peter
31	60	22.15	2.7088	34.0406	42.55	91 Prendergast, Terry
32	28	10.98	2.5501	32.0461	40.06	15 Soldini, David
33	76	30.21	2.5157	31.6143	39.52	30 Barrie, Robert
34	77	32.24	2.3883	30.0134	37.52	44 Ziday, Allan
35	77	33.11	2.3256	29.2248	36.53	85 Opitz, Mic
36	59	27.83	2.1200	26.6415	33.30	8 Pohl, David
37	76	37.74	2.0138	25.3065	31.63	97 Nicholls, Ruth
38	24	13.45	1.7844	22.4238	28.03	40 White, Gary
39	0	0.00	0.0000	0.0000	0.00	100 Vukasinovic, Jakob

STANDARD -- Overall Stage Results

VSSM2 10 & 11 September 2011

Printed September 12, 2011 at 12:35



Stage 5 -- Stage 5

	PTS	TIME	HIT FACTOR	STAGE POINTS	STAGE PERCENT	COMPETITOR # Name
1	75	12.03	6.2344	80.0000	100.00	83 Loftes, Jonathan
2	76	16.43	4.6257	59.3568	74.20	54 Ashby, Colin
3	74	16.73	4.4232	56.7584	70.95	50 Hatch, Greg
4	58	13.19	4.3973	56.4258	70.53	17 Joy, Dale
5	74	17.09	4.3300	55.5628	69.45	73 Pointon, Roger
6	70	17.54	3.9909	51.2109	64.01	58 Reynolds, Dean
7	70	18.54	3.7756	48.4488	60.56	43 Dwyer, Terry
8	71	18.92	3.7526	48.1539	60.19	72 Schock, Ernie
9	72	21.48	3.3520	43.0123	53.77	79 Whitfield, Simon
10	72	21.97	3.2772	42.0530	52.57	18 Joy, Dan
11	74	23.80	3.1092	39.8978	49.87	53 Dailey, David
12	49	15.93	3.0760	39.4707	49.34	80 Colbertaldo, Livio
13	59	19.20	3.0729	39.4317	49.29	56 Nixon, Anthony
14	66	22.33	2.9557	37.9271	47.41	74 Rohrich, Peter
15	60	20.68	2.9014	37.2302	46.54	39 Darvas, Charlie
16	54	20.77	2.5999	33.3620	41.70	32 Pearson, Ben
17	73	28.87	2.5286	32.4467	40.56	59 Kirchner, Fraser
18	62	26.79	2.3143	29.6971	37.12	81 Torcasio, Tony
19	60	28.31	2.1194	27.1960	34.00	64 Osborne, Neil
20	34	17.05	1.9941	25.5887	31.99	31 Pearson, Rodney
21	39	20.06	1.9442	24.9476	31.18	23 Lee, Clinton
22	70	36.48	1.9189	24.6228	30.78	98 Pollard, Robert
23	70	56.30	1.2433	15.9545	19.94	96 Laycock, Merv
24	19	21.46	0.8854	11.3610	14.20	19 Ploudias, Soc
25	20	33.46	0.5977	7.6701	9.59	69 Laing, Bradley
26	0	0.00	0.0000	0.0000	0.00	88 Stark, Mitchell

PRODUCTION -- Overall Stage Results

VSSM2 10 & 11 September 2011

Printed September 12, 2011 at 12:35



Stage 5 -- Stage 5

	PTS	TIME	HIT FACTOR	STAGE POINTS	STAGE PERCENT	COMPETITOR # Name
1	76	14.14	5.3748	80.0000	100.00	68 Moss, Andrew
2	70	13.70	5.1095	76.0507	95.06	46 Tueno, Gary
3	70	13.91	5.0324	74.9026	93.63	51 Houston, Scott
4	66	13.97	4.7244	70.3191	87.90	89 Hendrickson, Rick
5	70	15.33	4.5662	67.9644	84.96	76 Angelopoulos, Louie
6	72	16.18	4.4499	66.2338	82.79	10 Ellis, Chris
7	66	15.58	4.2362	63.0525	78.82	3 Tanner, John
8	74	17.64	4.1950	62.4394	78.05	55 Cicolini, Paul
9	68	16.96	4.0094	59.6773	74.60	42 Scott, Darren
10	72	18.07	3.9845	59.3062	74.13	66 Lester, Steve
11	72	18.79	3.8318	57.0337	71.29	77 Angelopoulos, James
12	70	18.48	3.7879	56.3796	70.47	11 Shuey, Vin
13	60	16.00	3.7500	55.8158	69.77	86 Taylor, Scott
14	64	17.67	3.6220	53.9100	67.39	4 Harris, Graham
15	66	18.25	3.6164	53.8278	67.28	7 Cilia, Noel
16	60	16.70	3.5928	53.4762	66.85	90 Trotter, Andrew
17	66	18.59	3.5503	52.8434	66.05	52 Houston, Jarred
18	74	22.79	3.2470	48.3296	60.41	38 Peeters, Adrian
19	68	20.95	3.2458	48.3115	60.39	57 Rickard, Dane
20	76	25.00	3.0400	45.2480	56.56	63 Cossor, Daniel
21	78	30.17	2.5853	38.4809	48.10	65 Mc Crae, Colin
22	66	26.60	2.4812	36.9307	46.16	71 Twemlow, Shane
23	51	25.40	2.0079	29.8856	37.36	45 Lynch, Bill
24	30	15.66	1.9157	28.5138	35.64	70 Twemlow, Ross
25	70	38.21	1.8320	27.2676	34.08	60 Harrison, Craig
26	47	32.44	1.4488	21.5647	26.96	25 Moss, John
27	21	15.13	1.3880	20.6589	25.82	61 Sullivan (Jnr), Joseph
28	1	14.03	0.0713	1.0609	1.33	78 Langley, Paul

OPEN -- Overall Stage Results

VSSM2 10 & 11 September 2011

Printed September 12, 2011 at 12:35



Stage 6 -- Stage 6

	PTS	TIME	HIT FACTOR	STAGE POINTS	STAGE PERCENT	COMPETITOR # Name
1	42	6.49	6.4715	45.0000	100.00	15 Soldini, David
2	42	6.96	6.0345	41.9612	93.25	92 Fitzgerald, Damien
3	44	7.77	5.6628	39.3767	87.50	1 Campbell, Bill
4	42	7.79	5.3915	37.4904	83.31	67 Durham, Justin
5	36	6.68	5.3892	37.4743	83.28	35 Wilhelm, Bob
6	42	7.87	5.3367	37.1093	82.47	40 White, Gary
7	42	7.95	5.2830	36.7359	81.64	34 Samson, Bryan
8	45	9.36	4.8077	33.4306	74.29	41 Petts, Doug
9	42	8.87	4.7351	32.9256	73.17	94 Rohrich, Lee
10	43	9.50	4.5263	31.4741	69.94	22 Damaso, Gary
11	44	9.85	4.4670	31.0616	69.03	49 Hatch, Pamela
12	44	10.04	4.3825	30.4738	67.72	9 Nowak, Mark
13	41	9.66	4.2443	29.5131	65.58	37 Elliott, Craig
14	42	10.00	4.2000	29.2050	64.90	101 Fiorentino, Mario
15	42	10.41	4.0346	28.0548	62.34	85 Opitz, Mic
16	44	11.19	3.9321	27.3420	60.76	24 Sully, Bob
17	43	11.20	3.8393	26.6967	59.33	33 Samson, Michael
18	43	12.07	3.5626	24.7725	55.05	26 Cilia, Nathan
19	43	12.58	3.4181	23.7682	52.82	75 Sweeney, Bruce
20	39	12.21	3.1941	22.2104	49.36	27 Adriaanse, John
21	43	13.76	3.1250	21.7299	48.29	62 Locke, Phil
22	40	12.80	3.1250	21.7299	48.29	5 Rinaldi, Peter
23	42	13.85	3.0325	21.0866	46.86	29 Sleeth, Terence
24	44	15.76	2.7919	19.4135	43.14	87 Prendergast, Dennis
25	43	15.78	2.7250	18.9483	42.11	12 Dickson, Ken
26	45	16.53	2.7223	18.9299	42.07	84 Opitz, Ben
27	42	15.82	2.6549	18.4608	41.02	47 West, Susan
28	41	16.25	2.5231	17.5444	38.99	20 Matthews, Rob
29	44	18.14	2.4256	16.8664	37.48	44 Ziday, Allan
30	42	17.36	2.4194	16.8232	37.38	36 Griffin, Sue
31	37	16.63	2.2249	15.4710	34.38	91 Prendergast, Terry
32	44	21.15	2.0804	14.4661	32.15	28 Sleeth, Julie
33	39	18.89	2.0646	14.3562	31.90	2 Campbell, Julie
34	37	21.46	1.7241	11.9889	26.64	30 Barrie, Robert
35	13	9.67	1.3444	9.3481	20.77	16 Ballantyne, Suzy
36	37	34.98	1.0577	7.3551	16.34	97 Nicholls, Ruth
37	18	27.43	0.6562	4.5630	10.14	8 Pohl, David
38	3	10.14	0.2959	2.0573	4.57	21 Brammall, Graham
39	0	0.00	0.0000	0.0000	0.00	100 Vukasinovic, Jakob

STANDARD -- Overall Stage Results

VSSM2 10 & 11 September 2011

Printed September 12, 2011 at 12:35



Stage 6 -- Stage 6

	PTS	TIME	HIT FACTOR	STAGE POINTS	STAGE PERCENT	COMPETITOR # Name
1	44	8.95	4.9162	45.0000	100.00	17 Joy, Dale
2	43	9.26	4.6436	42.5050	94.46	83 Loftes, Jonathan
3	44	11.49	3.8294	35.0522	77.89	32 Pearson, Ben
4	43	11.31	3.8019	34.8008	77.34	54 Ashby, Colin
5	45	11.96	3.7625	34.4401	76.53	18 Joy, Dan
6	42	11.41	3.6810	33.6935	74.87	50 Hatch, Greg
7	39	11.70	3.3333	30.5114	67.80	31 Pearson, Rodney
8	43	13.60	3.1618	28.9409	64.31	79 Whitfield, Simon
9	43	13.61	3.1594	28.9197	64.27	39 Darvas, Charlie
10	41	13.27	3.0897	28.2811	62.85	56 Nixon, Anthony
11	43	14.09	3.0518	27.9345	62.08	81 Torcasio, Tony
12	37	12.30	3.0081	27.5346	61.19	23 Lee, Clinton
13	41	14.46	2.8354	25.9536	57.67	53 Dailey, David
14	41	15.29	2.6815	24.5448	54.54	58 Reynolds, Dean
15	43	16.71	2.5733	23.5546	52.34	43 Dwyer, Terry
16	26	12.50	2.0800	19.0391	42.31	72 Schock, Ernie
17	41	21.33	1.9222	17.5945	39.10	96 Laycock, Merv
18	35	18.47	1.8950	17.3454	38.55	80 Colbertaldo, Livio
19	29	15.79	1.8366	16.8112	37.36	73 Pointon, Roger
20	45	25.36	1.7744	16.2422	36.09	98 Pollard, Robert
21	39	26.34	1.4806	13.5529	30.12	69 Laing, Bradley
22	14	9.56	1.4644	13.4046	29.79	19 Ploudias, Soc
23	25	20.39	1.2261	11.2229	24.94	59 Kirchner, Fraser
24	17	22.06	0.7706	7.0539	15.68	74 Rohrich, Peter
25	0	0.00	0.0000	0.0000	0.00	88 Stark, Mitchell
26	0	0.00	0.0000	0.0000	0.00	64 Osborne, Neil

PRODUCTION -- Overall Stage Results

VSSM2 10 & 11 September 2011

Printed September 12, 2011 at 12:35



Stage 6 -- Stage 6

	PTS	TIME	HIT FACTOR	STAGE POINTS	STAGE PERCENT	COMPETITOR # Name
1	45	8.80	5.1136	45.0000	100.00	68 Moss, Andrew
2	43	8.51	5.0529	44.4653	98.81	46 Tueno, Gary
3	45	10.22	4.4031	38.7476	86.11	10 Ellis, Chris
4	43	10.27	4.1870	36.8452	81.88	76 Angelopoulos, Louie
5	41	11.15	3.6771	32.3587	71.91	70 Twemlow, Ross
6	39	10.69	3.6483	32.1048	71.34	86 Taylor, Scott
7	43	12.04	3.5714	31.4286	69.84	77 Angelopoulos, James
8	43	13.08	3.2875	28.9297	64.29	42 Scott, Darren
9	39	11.91	3.2746	28.8161	64.04	89 Hendrickson, Rick
10	43	13.47	3.1923	28.0921	62.43	51 Houston, Scott
11	45	17.27	2.6057	22.9299	50.96	3 Tanner, John
12	35	13.54	2.5849	22.7474	50.55	61 Sullivan (Jnr), Joseph
13	43	16.95	2.5369	22.3245	49.61	55 Cicolini, Paul
14	41	17.09	2.3991	21.1118	46.92	66 Lester, Steve
15	41	17.30	2.3699	20.8555	46.35	7 Cilia, Noel
16	39	17.19	2.2688	19.9651	44.37	52 Houston, Jarred
17	39	18.65	2.0912	18.4021	40.89	90 Trotter, Andrew
18	22	10.88	2.0221	17.7941	39.54	78 Langley, Paul
19	29	14.36	2.0195	17.7716	39.49	57 Rickard, Dane
20	39	20.22	1.9288	16.9733	37.72	38 Peeters, Adrian
21	25	14.28	1.7507	15.4062	34.24	63 Cossor, Daniel
22	33	19.74	1.6717	14.7112	32.69	11 Shuey, Vin
23	41	28.57	1.4351	12.6286	28.06	25 Moss, John
24	29	22.94	1.2642	11.1247	24.72	45 Lynch, Bill
25	20	16.51	1.2114	10.6602	23.69	4 Harris, Graham
26	33	28.15	1.1723	10.3162	22.92	65 Mc Crae, Colin
27	19	17.31	1.0976	9.6592	21.46	71 Twemlow, Shane
28	3	16.44	0.1825	1.6058	3.57	60 Harrison, Craig

OPEN -- Overall Stage Results

VSSM2 10 & 11 September 2011

Printed September 12, 2011 at 12:35



Stage 7 -- Stage 7

	PTS	TIME	HIT FACTOR	STAGE POINTS	STAGE PERCENT	COMPETITOR # Name
1	39	3.13	12.4601	45.0000	100.00	35 Wilhelm, Bob
2	43	3.48	12.3563	44.6253	99.17	15 Soldini, David
3	44	4.39	10.0228	36.1977	80.44	22 Damaso, Gary
4	41	4.20	9.7619	35.2555	78.35	37 Elliott, Craig
5	44	4.55	9.6703	34.9248	77.61	9 Nowak, Mark
6	42	4.41	9.5238	34.3956	76.43	16 Ballantyne, Suzy
7	42	4.41	9.5238	34.3956	76.43	40 White, Gary
8	42	4.55	9.2308	33.3373	74.08	49 Hatch, Pamela
9	43	4.70	9.1489	33.0417	73.43	29 Sleeth, Terence
10	34	3.73	9.1153	32.9202	73.16	94 Rohrich, Lee
11	42	4.61	9.1106	32.9034	73.12	41 Petts, Doug
12	42	4.75	8.8421	31.9336	70.96	85 Opitz, Mic
13	44	5.03	8.7475	31.5920	70.20	1 Campbell, Bill
14	41	4.78	8.5774	30.9776	68.84	24 Sully, Bob
15	42	5.02	8.3665	30.2161	67.15	34 Samson, Bryan
16	40	4.93	8.1136	29.3025	65.12	21 Brammall, Graham
17	39	4.86	8.0247	28.9815	64.40	33 Samson, Michael
18	43	5.43	7.9190	28.5997	63.55	20 Matthews, Rob
19	27	3.89	6.9409	25.0672	55.70	67 Durham, Justin
20	40	5.91	6.7682	24.4436	54.32	27 Adriaanse, John
21	42	6.56	6.4024	23.1227	51.38	62 Locke, Phil
22	38	6.43	5.9098	21.3435	47.43	36 Griffin, Sue
23	27	4.60	5.8696	21.1982	47.11	101 Fiorentino, Mario
24	37	6.34	5.8360	21.0768	46.84	28 Sleeth, Julie
25	38	6.53	5.8193	21.0166	46.70	75 Sweeney, Bruce
26	37	6.77	5.4653	19.7381	43.86	26 Cilia, Nathan
27	42	8.44	4.9763	17.9721	39.94	47 West, Susan
28	37	7.46	4.9598	17.9125	39.81	30 Barrie, Robert
29	42	8.47	4.9587	17.9085	39.80	87 Prendergast, Dennis
30	28	5.75	4.8696	17.5866	39.08	84 Opitz, Ben
31	45	9.45	4.7619	17.1978	38.22	92 Fitzgerald, Damien
32	43	11.62	3.7005	13.3646	29.70	8 Pohl, David
33	25	6.77	3.6928	13.3366	29.64	2 Campbell, Julie
34	29	8.57	3.3839	12.2211	27.16	44 Ziday, Allan
35	18	7.07	2.5460	9.1949	20.43	91 Prendergast, Terry
36	18	8.10	2.2222	8.0256	17.83	12 Dickson, Ken
37	41	21.64	1.8946	6.8426	15.21	97 Nicholls, Ruth
38	11	14.69	0.7488	2.7044	6.01	5 Rinaldi, Peter
39	0	0.00	0.0000	0.0000	0.00	100 Vukasinovic, Jakob

STANDARD -- Overall Stage Results

VSSM2 10 & 11 September 2011

Printed September 12, 2011 at 12:35



Stage 7 -- Stage 7

	PTS	TIME	HIT FACTOR	STAGE POINTS	STAGE PERCENT	COMPETITOR # Name
1	39	5.61	6.9519	45.0000	100.00	50 Hatch, Greg
2	43	6.37	6.7504	43.6958	97.10	81 Torcasio, Tony
3	33	4.91	6.7210	43.5054	96.68	17 Joy, Dale
4	39	6.26	6.2300	40.3275	89.62	79 Whitfield, Simon
5	28	4.50	6.2222	40.2769	89.50	83 Loftes, Jonathan
6	42	7.15	5.8741	38.0237	84.50	73 Pointon, Roger
7	41	7.77	5.2767	34.1565	75.90	98 Pollard, Robert
8	37	7.39	5.0068	32.4092	72.02	23 Lee, Clinton
9	41	8.78	4.6697	30.2274	67.17	56 Nixon, Anthony
10	41	8.79	4.6644	30.1930	67.10	74 Rohrich, Peter
11	37	7.99	4.6308	29.9754	66.61	18 Joy, Dan
12	26	5.77	4.5061	29.1681	64.82	43 Dwyer, Terry
13	25	5.84	4.2808	27.7101	61.58	58 Reynolds, Dean
14	23	5.46	4.2125	27.2675	60.59	31 Pearson, Rodney
15	23	5.65	4.0708	26.3506	58.56	54 Ashby, Colin
16	28	7.30	3.8356	24.8282	55.17	39 Darvas, Charlie
17	22	5.89	3.7351	24.1779	53.73	72 Schock, Ernie
18	39	13.76	2.8343	18.3467	40.77	59 Kirchner, Fraser
19	37	13.63	2.7146	17.5718	39.05	80 Colbertaldo, Livio
20	22	9.88	2.2267	14.4137	32.03	69 Laing, Bradley
21	22	10.65	2.0657	13.3716	29.71	96 Laycock, Merv
22	9	4.44	2.0270	13.1211	29.16	53 Dailey, David
23	16	8.82	1.8141	11.7425	26.09	19 Ploudias, Soc
24	1	5.79	0.1727	1.1180	2.48	32 Pearson, Ben
25	0	0.00	0.0000	0.0000	0.00	64 Osborne, Neil
26	0	0.00	0.0000	0.0000	0.00	88 Stark, Mitchell

PRODUCTION -- Overall Stage Results

VSSM2 10 & 11 September 2011

Printed September 12, 2011 at 12:35



Stage 7 -- Stage 7

	PTS	TIME	HIT FACTOR	STAGE POINTS	STAGE PERCENT	COMPETITOR # Name
1	43	4.54	9.4714	45.0000	100.00	46 Tueno, Gary
2	43	5.46	7.8755	37.4176	83.15	3 Tanner, John
3	37	5.51	6.7151	31.9044	70.90	89 Hendrickson, Rick
4	39	6.00	6.5000	30.8826	68.63	55 Cicolini, Paul
5	29	4.50	6.4444	30.6186	68.04	42 Scott, Darren
6	37	5.90	6.2712	29.7954	66.21	76 Angelopoulos, Louie
7	45	7.45	6.0403	28.6983	63.77	7 Cilia, Noel
8	28	4.93	5.6795	26.9843	59.97	78 Langley, Paul
9	41	7.86	5.2163	24.7834	55.07	63 Cossor, Daniel
10	45	9.01	4.9945	23.7294	52.73	77 Angelopoulos, James
11	26	5.33	4.8780	23.1764	51.50	51 Houston, Scott
12	29	6.62	4.3807	20.8133	46.25	90 Trotter, Andrew
13	24	5.96	4.0268	19.1322	42.52	70 Twemlow, Ross
14	18	4.59	3.9216	18.6320	41.40	52 Houston, Jarred
15	16	4.29	3.7296	17.7200	39.38	68 Moss, Andrew
16	29	7.83	3.7037	17.5969	39.10	57 Rickard, Dane
17	22	5.94	3.7037	17.5969	39.10	61 Sullivan (Jnr), Joseph
18	23	6.29	3.6566	17.3731	38.61	10 Ellis, Chris
19	24	6.80	3.5294	16.7688	37.26	4 Harris, Graham
20	28	8.07	3.4696	16.4848	36.63	65 Mc Crae, Colin
21	37	11.60	3.1897	15.1546	33.68	60 Harrison, Craig
22	22	7.04	3.1250	14.8474	32.99	86 Taylor, Scott
23	26	9.45	2.7513	13.0720	29.05	71 Twemlow, Shane
24	18	7.55	2.3841	11.3273	25.17	45 Lynch, Bill
25	18	8.10	2.2222	10.5581	23.46	66 Lester, Steve
26	35	16.50	2.1212	10.0782	22.40	38 Peeters, Adrian
27	7	6.05	1.1570	5.4972	12.22	11 Shuey, Vin
28	16	14.19	1.1276	5.3572	11.90	25 Moss, John

OPEN -- Overall Stage Results

VSSM2 10 & 11 September 2011

Printed September 12, 2011 at 12:35



Stage 8 -- Stage 8

	PTS	TIME	HIT FACTOR	STAGE POINTS	STAGE PERCENT	COMPETITOR # Name
1	146	23.09	6.3231	150.0000	100.00	92 Fitzgerald, Damien
2	136	22.87	5.9467	141.0701	94.05	15 Soldini, David
3	125	21.82	5.7287	135.8994	90.60	35 Wilhelm, Bob
4	142	25.80	5.5039	130.5663	87.04	41 Petts, Doug
5	142	26.23	5.4136	128.4258	85.62	1 Campbell, Bill
6	146	27.11	5.3855	127.7573	85.17	29 Sleeth, Terence
7	130	24.19	5.3741	127.4882	84.99	94 Rohrich, Lee
8	138	26.41	5.2253	123.9576	82.64	37 Elliott, Craig
9	133	26.01	5.1134	121.3036	80.87	67 Durham, Justin
10	131	25.98	5.0423	119.6174	79.74	9 Nowak, Mark
11	141	28.19	5.0018	118.6551	79.10	34 Samson, Bryan
12	143	29.01	4.9293	116.9367	77.96	40 White, Gary
13	130	27.95	4.6512	110.3377	73.56	24 Sully, Bob
14	141	31.27	4.5091	106.9679	71.31	16 Ballantyne, Suzy
15	142	31.91	4.4500	105.5660	70.38	49 Hatch, Pamela
16	128	28.80	4.4444	105.4338	70.29	22 Damaso, Gary
17	138	33.21	4.1554	98.5763	65.72	62 Locke, Phil
18	144	35.31	4.0782	96.7447	64.50	27 Adriaanse, John
19	148	37.67	3.9289	93.2027	62.14	20 Matthews, Rob
20	123	32.40	3.7963	90.0580	60.04	36 Griffin, Sue
21	110	29.21	3.7658	89.3354	59.56	26 Cilia, Nathan
22	119	32.56	3.6548	86.7012	57.80	101 Fiorentino, Mario
23	131	36.44	3.5950	85.2816	56.85	12 Dickson, Ken
24	136	39.48	3.4448	81.7192	54.48	28 Sleeth, Julie
25	141	41.21	3.4215	81.1669	54.11	47 West, Susan
26	130	40.24	3.2306	76.6386	51.09	5 Rinaldi, Peter
27	118	36.83	3.2039	76.0051	50.67	33 Samson, Michael
28	110	34.39	3.1986	75.8792	50.59	84 Opitz, Ben
29	138	46.26	2.9831	70.7678	47.18	85 Opitz, Mic
30	109	37.90	2.8760	68.2260	45.48	44 Ziday, Allan
31	108	38.42	2.8110	66.6851	44.46	87 Prendergast, Dennis
32	125	46.45	2.6911	63.8391	42.56	30 Barrie, Robert
33	136	51.93	2.6189	62.1274	41.42	8 Pohl, David
34	148	60.84	2.4326	57.7078	38.47	75 Sweeney, Bruce
35	76	32.00	2.3750	56.3412	37.56	21 Brammall, Graham
36	96	41.99	2.2863	54.2360	36.16	2 Campbell, Julie
37	107	47.49	2.2531	53.4495	35.63	91 Prendergast, Terry
38	114	70.15	1.6251	38.5513	25.70	97 Nicholls, Ruth
39	0	0.00	0.0000	0.0000	0.00	100 Vukasinovic, Jakob

STANDARD -- Overall Stage Results

VSSM2 10 & 11 September 2011

Printed September 12, 2011 at 12:35



Stage 8 -- Stage 8

	PTS	TIME	HIT FACTOR	STAGE POINTS	STAGE PERCENT	COMPETITOR # Name
1	144	24.02	5.9950	150.0000	100.00	83 Loftes, Jonathan
2	148	32.41	4.5665	114.2574	76.17	50 Hatch, Greg
3	140	31.65	4.4234	110.6767	73.78	54 Ashby, Colin
4	140	32.27	4.3384	108.5502	72.37	79 Whitfield, Simon
5	131	32.31	4.0545	101.4463	67.63	17 Joy, Dale
6	130	32.69	3.9768	99.5016	66.33	32 Pearson, Ben
7	130	33.57	3.8725	96.8933	64.60	23 Lee, Clinton
8	139	37.59	3.6978	92.5218	61.68	72 Schock, Ernie
9	140	39.65	3.5309	88.3459	58.90	18 Joy, Dan
10	120	34.52	3.4762	86.9786	57.99	80 Colbertaldo, Livio
11	119	34.89	3.4107	85.3390	56.89	56 Nixon, Anthony
12	118	35.31	3.3418	83.6154	55.74	39 Darvas, Charlie
13	109	35.18	3.0984	77.5233	51.68	43 Dwyer, Terry
14	89	29.28	3.0396	76.0538	50.70	58 Reynolds, Dean
15	125	42.10	2.9691	74.2899	49.53	81 Torcasio, Tony
16	80	28.67	2.7904	69.8175	46.54	73 Pointon, Roger
17	122	44.76	2.7256	68.1980	45.47	19 Ploudias, Soc
18	106	42.70	2.4824	62.1126	41.41	98 Pollard, Robert
19	87	36.16	2.4060	60.1995	40.13	31 Pearson, Rodney
20	130	54.47	2.3866	59.7156	39.81	69 Laing, Bradley
21	107	52.00	2.0577	51.4852	34.32	96 Laycock, Merv
22	79	42.43	1.8619	46.5860	31.06	53 Dailey, David
23	85	47.99	1.7712	44.3170	29.54	74 Rohrich, Peter
24	98	61.52	1.5930	39.8576	26.57	59 Kirchner, Fraser
25	0	0.00	0.0000	0.0000	0.00	64 Osborne, Neil
26	0	0.00	0.0000	0.0000	0.00	88 Stark, Mitchell

PRODUCTION -- Overall Stage Results

VSSM2 10 & 11 September 2011

Printed September 12, 2011 at 12:35




Stage 8 -- Stage 8

	PTS	TIME	HIT FACTOR	STAGE POINTS	STAGE PERCENT	COMPETITOR # Name
1	120	23.82	5.0378	150.0000	100.00	46 Tueno, Gary
2	130	26.63	4.8817	145.3530	96.90	42 Scott, Darren
3	144	30.72	4.6875	139.5703	93.05	70 Twemlow, Ross
4	120	26.71	4.4927	133.7701	89.18	68 Moss, Andrew
5	138	30.85	4.4733	133.1913	88.79	89 Hendrickson, Rick
6	134	33.40	4.0120	119.4566	79.64	77 Angelopoulos, James
7	134	33.86	3.9575	117.8337	78.56	38 Peeters, Adrian
8	130	33.10	3.9275	116.9411	77.96	90 Trotter, Andrew
9	121	31.04	3.8982	116.0688	77.38	3 Tanner, John
10	130	33.98	3.8258	113.9126	75.94	71 Twemlow, Shane
11	122	31.97	3.8161	113.6237	75.75	51 Houston, Scott
12	123	32.25	3.8140	113.5605	75.71	10 Ellis, Chris
13	106	30.30	3.4983	104.1634	69.44	86 Taylor, Scott
14	105	30.77	3.4124	101.6047	67.74	55 Cicolini, Paul
15	132	40.06	3.2951	98.1103	65.41	7 Cilia, Noel
16	119	36.78	3.2355	96.3356	64.22	63 Cossor, Daniel
17	96	30.04	3.1957	95.1531	63.44	76 Angelopoulos, Louie
18	114	37.56	3.0351	90.3714	60.25	66 Lester, Steve
19	120	40.08	2.9940	89.1467	59.43	11 Shuey, Vin
20	87	30.08	2.8923	86.1179	57.41	52 Houston, Jarred
21	90	34.79	2.5870	77.0264	51.35	61 Sullivan (Jnr), Joseph
22	113	43.69	2.5864	77.0102	51.34	65 Mc Crae, Colin
23	92	36.96	2.4892	74.1153	49.41	4 Harris, Graham
24	74	41.51	1.7827	53.0800	35.39	57 Rickard, Dane
25	106	63.20	1.6772	49.9391	33.29	25 Moss, John
26	117	74.75	1.5652	46.6044	31.07	60 Harrison, Craig
27	70	56.56	1.2376	36.8503	24.57	45 Lynch, Bill
28	0	0.00	0.0000	0.0000	0.00	78 Langley, Paul

OPEN -- Overall Stage Results

VSSM2 10 & 11 September 2011

Printed September 12, 2011 at 12:35



Stage 9 -- Stage 9

	PTS	TIME	HIT FACTOR	STAGE POINTS	STAGE PERCENT	COMPETITOR # Name
1	58	7.34	7.9019	60.0000	100.00	92 Fitzgerald, Damien
2	53	6.71	7.8987	59.9753	99.96	15 Soldini, David
3	54	7.11	7.5949	57.6691	96.12	1 Campbell, Bill
4	54	7.49	7.2096	54.7433	91.24	41 Petts, Doug
5	50	6.97	7.1736	54.4699	90.78	34 Samson, Bryan
6	57	7.95	7.1698	54.4411	90.74	101 Fiorentino, Mario
7	50	7.16	6.9832	53.0245	88.37	16 Ballantyne, Suzy
8	57	8.20	6.9512	52.7813	87.97	67 Durham, Justin
9	58	8.52	6.8075	51.6901	86.15	9 Nowak, Mark
10	58	8.53	6.7995	51.6295	86.05	40 White, Gary
11	56	8.25	6.7879	51.5411	85.90	29 Sleeth, Terence
12	54	8.23	6.5614	49.8211	83.04	24 Sully, Bob
13	58	9.53	6.0860	46.2120	77.02	26 Cilia, Nathan
14	56	9.48	5.9072	44.8538	74.76	85 Opitz, Mic
15	53	9.01	5.8824	44.6653	74.44	49 Hatch, Pamela
16	51	8.71	5.8553	44.4602	74.10	22 Damaso, Gary
17	59	10.32	5.7171	43.4102	72.35	33 Samson, Michael
18	54	9.52	5.6723	43.0701	71.78	87 Prendergast, Dennis
19	58	11.06	5.2441	39.8192	66.37	2 Campbell, Julie
20	57	11.37	5.0132	38.0657	63.44	94 Rohrich, Lee
21	52	10.43	4.9856	37.8563	63.09	12 Dickson, Ken
22	56	11.35	4.9339	37.4638	62.44	27 Adriaanse, John
23	55	11.15	4.9327	37.4548	62.42	75 Sweeney, Bruce
24	55	11.63	4.7291	35.9089	59.85	30 Barrie, Robert
25	52	11.32	4.5936	34.8800	58.13	62 Locke, Phil
26	38	8.38	4.5346	34.4317	57.39	37 Elliott, Craig
27	56	12.47	4.4908	34.0989	56.83	36 Griffin, Sue
28	31	7.00	4.4286	33.6266	56.04	35 Wilhelm, Bob
29	53	12.49	4.2434	32.2205	53.70	47 West, Susan
30	40	9.70	4.1237	31.3118	52.19	20 Matthews, Rob
31	45	11.73	3.8363	29.1296	48.55	8 Pohl, David
32	39	11.19	3.4853	26.4639	44.11	44 Ziday, Allan
33	44	15.55	2.8296	21.4853	35.81	91 Prendergast, Terry
34	37	13.31	2.7799	21.1078	35.18	84 Opitz, Ben
35	46	18.36	2.5054	19.0241	31.71	28 Sleeth, Julie
36	26	15.79	1.6466	12.5029	20.84	5 Rinaldi, Peter
37	18	25.03	0.7191	5.4605	9.10	97 Nicholls, Ruth
38	4	10.70	0.3738	2.8385	4.73	21 Brammall, Graham
39	0	0.00	0.0000	0.0000	0.00	100 Vukasinovic, Jakob

STANDARD -- Overall Stage Results

VSSM2 10 & 11 September 2011

Printed September 12, 2011 at 12:35



Stage 9 -- Stage 9

	PTS	TIME	HIT FACTOR	STAGE POINTS	STAGE PERCENT	COMPETITOR # Name
1	57	7.75	7.3548	60.0000	100.00	83 Loftes, Jonathan
2	56	8.89	6.2992	51.3883	85.65	58 Reynolds, Dean
3	52	8.95	5.8101	47.3978	79.00	17 Joy, Dale
4	50	9.57	5.2247	42.6222	71.04	50 Hatch, Greg
5	52	9.96	5.2209	42.5914	70.99	73 Pointon, Roger
6	50	9.84	5.0813	41.4527	69.09	53 Dailey, David
7	56	11.32	4.9470	40.3571	67.26	79 Whitfield, Simon
8	54	11.76	4.5918	37.4597	62.43	18 Joy, Dan
9	51	11.32	4.5053	36.7538	61.26	39 Darvas, Charlie
10	50	11.92	4.1946	34.2194	57.03	31 Pearson, Rodney
11	54	12.92	4.1796	34.0965	56.83	74 Rohrich, Peter
12	46	11.03	4.1704	34.0220	56.70	81 Torcasio, Tony
13	40	10.47	3.8204	31.1667	51.94	23 Lee, Clinton
14	31	8.92	3.4753	28.3514	47.25	54 Ashby, Colin
15	56	16.70	3.3533	27.3558	45.59	43 Dwyer, Terry
16	35	12.75	2.7451	22.3942	37.32	56 Nixon, Anthony
17	24	9.26	2.5918	21.1436	35.24	80 Colbertaldo, Livio
18	33	13.40	2.4627	20.0903	33.48	96 Laycock, Merv
19	25	10.49	2.3832	19.4421	32.40	72 Schock, Ernie
20	36	16.72	2.1531	17.5648	29.27	69 Laing, Bradley
21	52	24.16	2.1523	17.5584	29.26	59 Kirchner, Fraser
22	20	11.08	1.8051	14.7254	24.54	32 Pearson, Ben
23	18	10.95	1.6438	13.4102	22.35	19 Ploudias, Soc
24	6	13.57	0.4422	3.6070	6.01	98 Pollard, Robert
25	0	0.00	0.0000	0.0000	0.00	88 Stark, Mitchell
26	0	0.00	0.0000	0.0000	0.00	64 Osborne, Neil

PRODUCTION -- Overall Stage Results

VSSM2 10 & 11 September 2011

Printed September 12, 2011 at 12:35



Stage 9 -- Stage 9

	PTS	TIME	HIT FACTOR	STAGE POINTS	STAGE PERCENT	COMPETITOR # Name
1	58	7.77	7.4646	60.0000	100.00	46 Tueno, Gary
2	54	9.23	5.8505	47.0258	78.38	51 Houston, Scott
3	48	8.36	5.7416	46.1508	76.92	78 Langley, Paul
4	52	9.16	5.6769	45.6302	76.05	76 Angelopoulos, Louie
5	52	9.24	5.6277	45.2351	75.39	89 Hendrickson, Rick
6	48	8.88	5.4054	43.4483	72.41	68 Moss, Andrew
7	42	8.17	5.1408	41.3211	68.87	42 Scott, Darren
8	52	10.17	5.1131	41.0986	68.50	10 Ellis, Chris
9	48	9.92	4.8387	38.8932	64.82	3 Tanner, John
10	48	10.19	4.7105	37.8627	63.10	55 Cicolini, Paul
11	56	12.64	4.4304	35.6111	59.35	77 Angelopoulos, James
12	52	12.06	4.3118	34.6577	57.76	66 Lester, Steve
13	44	10.67	4.1237	33.1461	55.24	11 Shuey, Vin
14	52	12.64	4.1139	33.0674	55.11	86 Taylor, Scott
15	46	11.32	4.0636	32.6630	54.44	38 Peeters, Adrian
16	38	9.63	3.9460	31.7177	52.86	90 Trotter, Andrew
17	52	13.86	3.7518	30.1567	50.26	52 Houston, Jarred
18	56	15.96	3.5088	28.2033	47.01	7 Cilia, Noel
19	52	15.79	3.2932	26.4707	44.12	60 Harrison, Craig
20	48	15.05	3.1894	25.6359	42.73	65 Mc Crae, Colin
21	42	13.41	3.1320	25.1747	41.96	70 Twemlow, Ross
22	37	11.93	3.1014	24.9290	41.55	71 Twemlow, Shane
23	35	11.73	2.9838	23.9836	39.97	4 Harris, Graham
24	54	18.31	2.9492	23.7055	39.51	25 Moss, John
25	40	14.10	2.8369	22.8026	38.00	63 Cossor, Daniel
26	21	8.69	2.4166	19.4242	32.37	61 Sullivan (Jnr), Joseph
27	12	13.52	0.8876	7.1343	11.89	45 Lynch, Bill
28	7	8.72	0.8028	6.4525	10.75	57 Rickard, Dane

OPEN -- Overall Stage Results

VSSM2 10 & 11 September 2011

Printed September 12, 2011 at 12:35



Stage 10 -- Stage 10

	PTS	TIME	HIT FACTOR	STAGE POINTS	STAGE PERCENT	COMPETITOR # Name
1	45	9.81	4.5872	45.0000	100.00	1 Campbell, Bill
2	42	10.36	4.0541	39.7703	88.38	15 Soldini, David
3	40	9.95	4.0201	39.4372	87.64	92 Fitzgerald, Damien
4	42	10.54	3.9848	39.0911	86.87	67 Durham, Justin
5	40	11.32	3.5336	34.6643	77.03	34 Samson, Bryan
6	41	11.69	3.5073	34.4063	76.46	9 Nowak, Mark
7	40	11.75	3.4043	33.3957	74.21	37 Elliott, Craig
8	41	12.12	3.3828	33.1856	73.75	84 Opitz, Ben
9	44	13.26	3.3183	32.5520	72.34	49 Hatch, Pamela
10	42	12.70	3.3071	32.4425	72.09	24 Sully, Bob
11	40	12.44	3.2154	31.5434	70.10	41 Petts, Doug
12	44	13.85	3.1769	31.1653	69.26	29 Sleeth, Terence
13	42	13.26	3.1674	31.0724	69.05	27 Adriaanse, John
14	42	13.36	3.1437	30.8398	68.53	101 Fiorentino, Mario
15	41	13.47	3.0438	29.8597	66.35	33 Samson, Michael
16	43	14.38	2.9903	29.3345	65.19	16 Ballantyne, Suzy
17	44	15.99	2.7517	26.9944	59.99	94 Rohrich, Lee
18	44	16.44	2.6764	26.2555	58.35	2 Campbell, Julie
19	42	16.74	2.5090	24.6129	54.70	85 Opitz, Mic
20	42	17.40	2.4138	23.6793	52.62	75 Sweeney, Bruce
21	28	11.69	2.3952	23.4970	52.22	40 White, Gary
22	27	11.38	2.3726	23.2750	51.72	22 Damaso, Gary
23	41	18.38	2.2307	21.8830	48.63	47 West, Susan
24	43	21.22	2.0264	19.8789	44.18	44 Ziday, Allan
25	43	21.52	1.9981	19.6018	43.56	12 Dickson, Ken
26	39	22.77	1.7128	16.8024	37.34	26 Cilia, Nathan
27	41	24.17	1.6963	16.6409	36.98	21 Brammall, Graham
28	41	25.50	1.6078	15.7729	35.05	8 Pohl, David
29	38	24.24	1.5677	15.3787	34.17	62 Locke, Phil
30	37	25.27	1.4642	14.3637	31.92	35 Wilhelm, Bob
31	42	30.93	1.3579	13.3210	29.60	87 Prendergast, Dennis
32	36	28.35	1.2698	12.4571	27.68	30 Barrie, Robert
33	39	30.91	1.2617	12.3775	27.51	28 Sleeth, Julie
34	22	17.60	1.2500	12.2625	27.25	20 Matthews, Rob
35	39	34.42	1.1331	11.1153	24.70	36 Griffin, Sue
36	43	42.41	1.0139	9.9465	22.10	97 Nicholls, Ruth
37	22	35.72	0.6159	6.0420	13.43	91 Prendergast, Terry
38	23	43.93	0.5236	5.1361	11.41	5 Rinaldi, Peter
39	0	0.00	0.0000	0.0000	0.00	100 Vukasinovic, Jakob

STANDARD -- Overall Stage Results

VSSM2 10 & 11 September 2011

Printed September 12, 2011 at 12:35



Stage 10 -- Stage 10

	PTS	TIME	HIT FACTOR	STAGE POINTS	STAGE PERCENT	COMPETITOR # Name
1	43	11.88	3.6195	45.0000	100.00	17 Joy, Dale
2	45	13.01	3.4589	43.0027	95.56	53 Dailey, David
3	42	13.49	3.1134	38.7077	86.02	80 Colbertaldo, Livio
4	43	14.43	2.9799	37.0478	82.33	50 Hatch, Greg
5	29	10.43	2.7804	34.5680	76.82	83 Loftes, Jonathan
6	38	14.15	2.6855	33.3878	74.20	73 Pointon, Roger
7	41	15.61	2.6265	32.6544	72.57	32 Pearson, Ben
8	37	14.34	2.5802	32.0784	71.29	54 Ashby, Colin
9	39	15.43	2.5275	31.4238	69.83	79 Whitfield, Simon
10	37	15.29	2.4199	30.0853	66.86	18 Joy, Dan
11	39	17.72	2.2009	27.3629	60.81	81 Torcasio, Tony
12	31	15.52	1.9974	24.8331	55.18	31 Pearson, Rodney
13	28	14.96	1.8717	23.2695	51.71	39 Darvas, Charlie
14	38	25.04	1.5176	18.8673	41.93	72 Schock, Ernie
15	31	20.80	1.4904	18.5293	41.18	43 Dwyer, Terry
16	39	31.09	1.2544	15.5957	34.66	59 Kirchner, Fraser
17	20	16.53	1.2099	15.0424	33.43	23 Lee, Clinton
18	22	25.89	0.8497	10.5646	23.48	56 Nixon, Anthony
19	12	16.82	0.7134	8.8698	19.71	19 Ploudias, Soc
20	11	16.86	0.6524	8.1114	18.03	96 Laycock, Merv
21	23	47.53	0.4839	6.0162	13.37	74 Rohrich, Peter
22	16	33.44	0.4785	5.9486	13.22	98 Pollard, Robert
23	1	32.97	0.0303	0.3771	0.84	69 Laing, Bradley
24	0	0.00	0.0000	0.0000	0.00	88 Stark, Mitchell
25	0	12.53	0.0000	0.0000	0.00	58 Reynolds, Dean
26	0	0.00	0.0000	0.0000	0.00	64 Osborne, Neil

PRODUCTION -- Overall Stage Results

VSSM2 10 & 11 September 2011

Printed September 12, 2011 at 12:35



Stage 10 -- Stage 10

	PTS	TIME	HIT FACTOR	STAGE POINTS	STAGE PERCENT	COMPETITOR # Name
1	41	9.27	4.4229	45.0000	100.00	46 Tueno, Gary
2	45	13.45	3.3457	34.0407	75.65	89 Hendrickson, Rick
3	41	12.43	3.2985	33.5599	74.58	86 Taylor, Scott
4	41	13.45	3.0483	31.0149	68.92	10 Ellis, Chris
5	29	9.63	3.0114	30.6394	68.09	68 Moss, Andrew
6	37	14.32	2.5838	26.2886	58.42	52 Houston, Jarred
7	33	13.00	2.5385	25.8273	57.39	76 Angelopoulos, Louie
8	41	16.44	2.4939	25.3741	56.39	77 Angelopoulos, James
9	37	15.45	2.3948	24.3659	54.15	78 Langley, Paul
10	39	17.84	2.1861	22.2422	49.43	51 Houston, Scott
11	41	19.43	2.1101	21.4694	47.71	7 Cilia, Noel
12	37	18.89	1.9587	19.9287	44.29	63 Cossor, Daniel
13	39	22.70	1.7181	17.4802	38.84	11 Shuey, Vin
14	41	24.55	1.6701	16.9919	37.76	25 Moss, John
15	41	24.67	1.6619	16.9092	37.58	38 Peeters, Adrian
16	39	27.84	1.4009	14.2529	31.67	71 Twemlow, Shane
17	31	22.43	1.3821	14.0618	31.25	61 Sullivan (Jnr), Joseph
18	22	19.16	1.1482	11.6825	25.96	3 Tanner, John
19	37	36.82	1.0049	10.2241	22.72	55 Cicolini, Paul
20	18	18.00	1.0000	10.1744	22.61	57 Rickard, Dane
21	33	38.83	0.8499	8.6468	19.22	45 Lynch, Bill
22	24	30.78	0.7797	7.9332	17.63	60 Harrison, Craig
23	10	13.49	0.7413	7.5422	16.76	90 Trotter, Andrew
24	10	13.52	0.7396	7.5254	16.72	42 Scott, Darren
25	16	22.46	0.7124	7.2480	16.11	65 Mc Crae, Colin
26	12	22.40	0.5357	5.4506	12.11	66 Lester, Steve
27	3	34.15	0.0878	0.8938	1.99	4 Harris, Graham
28	1	12.79	0.0782	0.7955	1.77	70 Twemlow, Ross

OPEN -- Overall Stage Results

VSSM2 10 & 11 September 2011

Printed September 12, 2011 at 12:35



Stage 11 -- Stage 11

	PTS	TIME	HIT FACTOR	STAGE POINTS	STAGE PERCENT	COMPETITOR # Name
1	74	11.52	6.4236	80.0000	100.00	15 Soldini, David
2	71	12.42	5.7166	71.1947	88.99	41 Petts, Doug
3	77	13.77	5.5919	69.6414	87.05	1 Campbell, Bill
4	70	12.59	5.5600	69.2441	86.56	94 Rohrich, Lee
5	69	12.42	5.5556	69.1892	86.49	92 Fitzgerald, Damien
6	69	12.97	5.3200	66.2552	82.82	37 Elliott, Craig
7	63	12.51	5.0360	62.7183	78.40	35 Wilhelm, Bob
8	70	13.92	5.0287	62.6281	78.29	16 Ballantyne, Suzy
9	72	15.34	4.6936	58.4545	73.07	67 Durham, Justin
10	73	15.58	4.6855	58.3534	72.94	29 Sleeth, Terence
11	70	15.13	4.6266	57.6195	72.02	9 Nowak, Mark
12	54	12.99	4.1570	51.7720	64.72	34 Samson, Bryan
13	73	17.57	4.1548	51.7442	64.68	40 White, Gary
14	57	13.79	4.1334	51.4780	64.35	22 Damaso, Gary
15	74	18.35	4.0327	50.2234	62.78	84 Opitz, Ben
16	77	19.51	3.9467	49.1523	61.44	49 Hatch, Pamela
17	67	18.30	3.6612	45.5968	57.00	33 Samson, Michael
18	71	19.78	3.5895	44.7036	55.88	28 Sleeth, Julie
19	68	19.17	3.5472	44.1771	55.22	20 Matthews, Rob
20	70	19.77	3.5407	44.0963	55.12	26 Cilia, Nathan
21	59	16.78	3.5161	43.7896	54.74	24 Sully, Bob
22	73	21.26	3.4337	42.7632	53.45	12 Dickson, Ken
23	75	23.55	3.1847	39.6626	49.58	36 Griffin, Sue
24	74	23.60	3.1356	39.0508	48.81	2 Campbell, Julie
25	73	23.82	3.0647	38.1673	47.71	30 Barrie, Robert
26	53	17.79	2.9792	37.1031	46.38	101 Fiorentino, Mario
27	60	20.90	2.8708	35.7533	44.69	27 Adriaanse, John
28	59	22.58	2.6129	32.5416	40.68	85 Opitz, Mic
29	71	27.48	2.5837	32.1775	40.22	5 Rinaldi, Peter
30	64	24.88	2.5723	32.0361	40.05	44 Ziday, Allan
31	74	30.72	2.4089	30.0000	37.50	8 Pohl, David
32	68	28.41	2.3935	29.8091	37.26	91 Prendergast, Terry
33	62	26.21	2.3655	29.4602	36.83	62 Locke, Phil
34	69	29.53	2.3366	29.1002	36.38	47 West, Susan
35	57	26.28	2.1689	27.0122	33.77	75 Sweeney, Bruce
36	39	19.56	1.9939	24.8317	31.04	87 Prendergast, Dennis
37	28	15.61	1.7937	22.3391	27.92	21 Brammall, Graham
38	51	55.47	0.9194	11.4505	14.31	97 Nicholls, Ruth
39	0	0.00	0.0000	0.0000	0.00	100 Vukasinovic, Jakob

STANDARD -- Overall Stage Results

VSSM2 10 & 11 September 2011

Printed September 12, 2011 at 12:35



Stage 11 -- Stage 11

	PTS	TIME	HIT FACTOR	STAGE POINTS	STAGE PERCENT	COMPETITOR # Name
1	71	13.48	5.2671	80.0000	100.00	83 Loftes, Jonathan
2	75	19.16	3.9144	59.4548	74.32	73 Pointon, Roger
3	76	21.32	3.5647	54.1437	67.68	79 Whitfield, Simon
4	55	15.79	3.4832	52.9057	66.13	17 Joy, Dale
5	72	21.99	3.2742	49.7312	62.16	50 Hatch, Greg
6	71	23.02	3.0843	46.8462	58.56	32 Pearson, Ben
7	45	15.12	2.9762	45.2046	56.51	80 Colbertaldo, Livio
8	60	20.24	2.9644	45.0259	56.28	43 Dwyer, Terry
9	70	24.56	2.8502	43.2904	54.11	39 Darvas, Charlie
10	55	21.21	2.5931	39.3862	49.23	81 Torcasio, Tony
11	47	19.11	2.4594	37.3559	46.69	54 Ashby, Colin
12	54	22.06	2.4479	37.1800	46.48	18 Joy, Dan
13	70	30.02	2.3318	35.4168	44.27	72 Schock, Ernie
14	66	32.62	2.0233	30.7313	38.41	98 Pollard, Robert
15	37	18.90	1.9577	29.7346	37.17	58 Reynolds, Dean
16	36	19.29	1.8663	28.3460	35.43	53 Dailey, David
17	41	22.19	1.8477	28.0639	35.08	23 Lee, Clinton
18	56	40.62	1.3786	20.9397	26.17	69 Laing, Bradley
19	61	45.07	1.3535	20.5572	25.70	59 Kirchner, Fraser
20	38	28.19	1.3480	20.4743	25.59	74 Rohrich, Peter
21	34	27.99	1.2147	18.4501	23.06	19 Ploudias, Soc
22	30	27.09	1.1074	16.8203	21.03	31 Pearson, Rodney
23	36	35.89	1.0031	15.2353	19.04	56 Nixon, Anthony
24	40	55.38	0.7223	10.9706	13.71	96 Laycock, Merv
25	0	0.00	0.0000	0.0000	0.00	88 Stark, Mitchell
26	0	0.00	0.0000	0.0000	0.00	64 Osborne, Neil

PRODUCTION -- Overall Stage Results

VSSM2 10 & 11 September 2011

Printed September 12, 2011 at 12:35




Stage 11 -- Stage 11

	PTS	TIME	HIT FACTOR	STAGE POINTS	STAGE PERCENT	COMPETITOR # Name
1	78	18.33	4.2553	80.0000	100.00	51 Houston, Scott
2	68	17.94	3.7904	71.2598	89.07	70 Twemlow, Ross
3	66	18.10	3.6464	68.5525	85.69	76 Angelopoulos, Louie
4	58	16.88	3.4360	64.5972	80.75	42 Scott, Darren
5	70	21.44	3.2649	61.3806	76.73	10 Ellis, Chris
6	64	20.12	3.1809	59.8012	74.75	46 Tueno, Gary
7	55	18.99	2.8963	54.4497	68.06	78 Langley, Paul
8	70	24.44	2.8642	53.8462	67.31	7 Cilia, Noel
9	58	20.93	2.7711	52.0975	65.12	52 Houston, Jarred
10	53	19.32	2.7433	51.5735	64.47	68 Moss, Andrew
11	49	19.19	2.5534	48.0042	60.01	61 Sullivan (Jnr), Joseph
12	53	21.24	2.4953	46.9115	58.64	77 Angelopoulos, James
13	55	22.39	2.4565	46.1813	57.73	3 Tanner, John
14	55	23.44	2.3464	44.1126	55.14	11 Shuey, Vin
15	36	16.79	2.1441	40.3097	50.39	55 Cicolini, Paul
16	45	21.15	2.1277	40.0000	50.00	90 Trotter, Andrew
17	45	22.09	2.0371	38.2979	47.87	71 Twemlow, Shane
18	52	25.99	2.0008	37.6145	47.02	38 Peeters, Adrian
19	29	16.75	1.7313	32.5493	40.69	89 Hendrickson, Rick
20	41	23.77	1.7249	32.4274	40.53	57 Rickard, Dane
21	49	30.55	1.6039	30.1538	37.69	4 Harris, Graham
22	47	30.10	1.5615	29.3555	36.69	63 Cossor, Daniel
23	57	37.70	1.5119	28.4244	35.53	25 Moss, John
24	49	34.99	1.4004	26.3275	32.91	66 Lester, Steve
25	55	42.35	1.2987	24.4156	30.52	60 Harrison, Craig
26	37	32.34	1.1441	21.5090	26.89	86 Taylor, Scott
27	0	25.82	0.0000	0.0000	0.00	65 Mc Crae, Colin
28	0	31.71	0.0000	0.0000	0.00	45 Lynch, Bill

OPEN -- Overall Stage Results

VSSM2 10 & 11 September 2011

Printed September 12, 2011 at 12:35



Stage 12 -- Stage Twelve Range Five

	PTS	TIME	HIT FACTOR	STAGE POINTS	STAGE PERCENT	COMPETITOR # Name
1	42	5.35	7.8505	45.0000	100.00	15 Soldini, David
2	41	5.35	7.6636	43.9286	97.62	92 Fitzgerald, Damien
3	37	4.87	7.5975	43.5502	96.78	35 Wilhelm, Bob
4	42	5.97	7.0352	40.3266	89.61	37 Elliott, Craig
5	41	5.99	6.8447	39.2350	87.19	94 Rohrich, Lee
6	41	6.14	6.6775	38.2765	85.06	67 Durham, Justin
7	43	6.60	6.5152	37.3458	82.99	16 Ballantyne, Suzy
8	39	6.04	6.4570	37.0122	82.25	24 Sully, Bob
9	45	7.04	6.3920	36.6401	81.42	29 Sleeth, Terence
10	43	6.85	6.2774	35.9828	79.96	21 Brammall, Graham
11	43	6.94	6.1960	35.5162	78.92	9 Nowak, Mark
12	35	5.80	6.0345	34.5905	76.87	41 Petts, Doug
13	43	7.32	5.8743	33.6724	74.83	101 Fiorentino, Mario
14	38	6.89	5.5152	31.6141	70.25	34 Samson, Bryan
15	40	7.28	5.4945	31.4953	69.99	85 Opitz, Mic
16	43	8.08	5.3218	30.5052	67.79	84 Opitz, Ben
17	41	7.82	5.2430	30.0534	66.79	27 Adriaanse, John
18	32	6.25	5.1200	29.3486	65.22	1 Campbell, Bill
19	41	8.17	5.0184	28.7660	63.92	28 Sleeth, Julie
20	28	5.76	4.8611	27.8646	61.92	22 Damaso, Gary
21	43	9.00	4.7778	27.3869	60.86	87 Prendergast, Dennis
22	39	8.25	4.7273	27.0974	60.22	20 Matthews, Rob
23	38	8.28	4.5894	26.3069	58.46	5 Rinaldi, Peter
24	44	9.73	4.5221	25.9213	57.60	62 Locke, Phil
25	42	9.34	4.4968	25.7762	57.28	75 Sweeney, Bruce
26	44	9.80	4.4898	25.7361	57.19	49 Hatch, Pamela
27	42	9.51	4.4164	25.3155	56.26	12 Dickson, Ken
28	43	9.78	4.3967	25.2027	56.01	47 West, Susan
29	42	10.30	4.0777	23.3738	51.94	30 Barrie, Robert
30	43	11.02	3.9020	22.3668	49.70	44 Ziday, Allan
31	34	8.72	3.8991	22.3501	49.67	36 Griffin, Sue
32	35	10.03	3.4895	20.0025	44.45	91 Prendergast, Terry
33	32	9.81	3.2620	18.6981	41.55	2 Campbell, Julie
34	23	7.48	3.0749	17.6256	39.17	33 Samson, Michael
35	41	14.80	2.7703	15.8796	35.29	8 Pohl, David
36	19	10.21	1.8609	10.6671	23.70	26 Cilia, Nathan
37	39	21.93	1.7784	10.1940	22.65	97 Nicholls, Ruth
38	16	9.53	1.6789	9.6237	21.39	40 White, Gary
39	0	0.00	0.0000	0.0000	0.00	100 Vukasinovic, Jakob

STANDARD -- Overall Stage Results

VSSM2 10 & 11 September 2011

Printed September 12, 2011 at 12:35



Stage 12 -- Stage Twelve Range Five

	PTS	TIME	HIT FACTOR	STAGE POINTS	STAGE PERCENT	COMPETITOR # Name
1	42	6.40	6.5625	45.0000	100.00	83 Loftes, Jonathan
2	39	6.15	6.3415	43.4843	96.63	73 Pointon, Roger
3	40	6.34	6.3091	43.2627	96.14	17 Joy, Dale
4	35	6.12	5.7190	39.2157	87.15	32 Pearson, Ben
5	40	7.17	5.5788	38.2546	85.01	50 Hatch, Greg
6	41	7.49	5.4740	37.5358	83.41	43 Dwyer, Terry
7	36	6.79	5.3019	36.3560	80.79	80 Colbertaldo, Livio
8	41	7.89	5.1965	35.6328	79.18	54 Ashby, Colin
9	41	8.13	5.0431	34.5809	76.85	39 Darvas, Charlie
10	37	7.36	5.0272	34.4720	76.60	23 Lee, Clinton
11	40	8.31	4.8135	33.0067	73.35	72 Schock, Ernie
12	41	8.55	4.7953	32.8822	73.07	79 Whitfield, Simon
13	40	8.51	4.7004	32.2310	71.62	58 Reynolds, Dean
14	35	7.90	4.4304	30.3797	67.51	18 Joy, Dan
15	31	7.08	4.3785	30.0242	66.72	31 Pearson, Rodney
16	41	10.42	3.9347	26.9811	59.96	96 Laycock, Merv
17	43	11.02	3.9020	26.7565	59.46	81 Torcasio, Tony
18	41	11.07	3.7037	25.3968	56.44	53 Dailey, David
19	33	9.47	3.4847	23.8950	53.10	74 Rohrich, Peter
20	41	12.70	3.2283	22.1372	49.19	98 Pollard, Robert
21	37	13.79	2.6831	18.3984	40.89	69 Laing, Bradley
22	38	15.11	2.5149	17.2450	38.32	59 Kirchner, Fraser
23	41	17.74	2.3112	15.8480	35.22	56 Nixon, Anthony
24	35	26.02	1.3451	9.2237	20.50	19 Ploudias, Soc
25	0	0.00	0.0000	0.0000	0.00	88 Stark, Mitchell
26	0	0.00	0.0000	0.0000	0.00	64 Osborne, Neil

PRODUCTION -- Overall Stage Results

VSSM2 10 & 11 September 2011

Printed September 12, 2011 at 12:35



Stage 12 -- Stage Twelve Range Five

	PTS	TIME	HIT FACTOR	STAGE POINTS	STAGE PERCENT	COMPETITOR # Name
1	35	5.84	5.9932	45.0000	100.00	46 Tueno, Gary
2	39	6.71	5.8122	43.6415	96.98	52 Houston, Jarred
3	39	6.82	5.7185	42.9376	95.42	70 Twemlow, Ross
4	37	6.55	5.6489	42.4148	94.26	42 Scott, Darren
5	39	7.10	5.4930	41.2443	91.65	10 Ellis, Chris
6	41	7.50	5.4667	41.0469	91.22	86 Taylor, Scott
7	45	8.37	5.3763	40.3687	89.71	3 Tanner, John
8	39	7.62	5.1181	38.4297	85.40	76 Angelopoulos, Louie
9	33	6.61	4.9924	37.4861	83.30	90 Trotter, Andrew
10	37	7.44	4.9731	37.3410	82.98	89 Hendrickson, Rick
11	43	8.91	4.8260	36.2367	80.53	77 Angelopoulos, James
12	41	8.64	4.7454	35.6310	79.18	71 Twemlow, Shane
13	43	9.62	4.4699	33.5622	74.58	66 Lester, Steve
14	39	9.01	4.3285	32.5010	72.22	51 Houston, Scott
15	45	10.40	4.3269	32.4890	72.20	7 Cilia, Noel
16	35	8.26	4.2373	31.8160	70.70	55 Cicolini, Paul
17	26	6.18	4.2071	31.5895	70.20	78 Langley, Paul
18	39	9.65	4.0415	30.3455	67.43	63 Cossor, Daniel
19	39	10.03	3.8883	29.1958	64.88	38 Peeters, Adrian
20	31	8.09	3.8319	28.7720	63.94	11 Shuey, Vin
21	37	9.90	3.7374	28.0623	62.36	4 Harris, Graham
22	25	7.35	3.4014	25.5394	56.75	57 Rickard, Dane
23	41	13.05	3.1418	23.5901	52.42	60 Harrison, Craig
24	18	5.86	3.0717	23.0639	51.25	68 Moss, Andrew
25	35	11.60	3.0172	22.6552	50.34	65 Mc Crae, Colin
26	37	15.48	2.3902	17.9468	39.88	25 Moss, John
27	19	13.00	1.4615	10.9741	24.39	45 Lynch, Bill
28	37	79.00	0.4684	3.5167	7.81	61 Sullivan (Jnr), Joseph



Disqualified Shooters

No. Name

48 Bone, Ken
99 Marks, Robert