

OPEN -- Overall Stage Results
Victorian State Titles 18-20 Feb 2011
 Printed February 20, 2011 at 15:11



Stage 1 -- Stage 1 - Range 1

	PTS	TIME	HIT FACTOR	STAGE POINTS	STAGE PERCENT	COMPETITOR # Name
1	58	6.59	8.8012	60.0000	100.00	45 Curtis, Damien
2	57	7.64	7.4607	50.8616	84.77	129 Graham, Gareth
3	58	7.79	7.4454	50.7574	84.60	108 Mc Intosh, Brodie
4	58	7.92	7.3232	49.9242	83.21	69 Mc Conachie, David
5	60	8.61	6.9686	47.5069	79.18	56 Soldini, David
6	57	8.28	6.8841	46.9303	78.22	185 Fitzgerald, Damien
7	58	8.53	6.7995	46.3540	77.26	117 Arthur, Justin
8	54	8.05	6.7081	45.7306	76.22	116 Arthur, Rhys
9	59	8.87	6.6516	45.3458	75.58	176 Kotsoglo, Kalan
10	59	9.00	6.5556	44.6908	74.48	77 Hagiantoniou, Paul
11	59	9.08	6.4978	44.2971	73.83	83 Blowers, Alain
12	59	9.29	6.3509	43.2957	72.16	191 Moss, Andrew
13	58	9.39	6.1768	42.1086	70.18	103 Croton, Dennis
14	58	9.42	6.1571	41.9745	69.96	133 Petts, Doug
15	58	9.45	6.1376	41.8413	69.74	192 Mc Kay, Craig
16	59	9.68	6.0950	41.5514	69.25	124 Georgiou, Michael
17	56	9.25	6.0541	41.2719	68.79	101 Cottee, Ray
18	59	10.08	5.8532	39.9025	66.50	207 Vlacic, Robert
19	56	9.69	5.7792	39.3979	65.66	92 Tinning, Darryl
20	52	9.00	5.7778	39.3885	65.65	195 Nowak, Mark
21	56	9.76	5.7377	39.1153	65.19	186 Durham, Justin
22	47	8.24	5.7039	38.8848	64.81	91 Porras, Robert
23	59	10.39	5.6785	38.7120	64.52	136 Elliott, Craig
24	58	10.42	5.5662	37.9463	63.24	36 Samson, Bryan
25	58	10.51	5.5186	37.6213	62.70	62 Vardanega, Paul
26	60	11.08	5.4152	36.9165	61.53	201 Williams, Peter
27	57	10.86	5.2486	35.7811	59.64	153 Opitz, Mic
28	60	11.44	5.2448	35.7548	59.59	82 Blowers, Karla
29	58	11.17	5.1925	35.3984	59.00	161 Dwyer, Bernie
30	57	11.05	5.1584	35.1659	58.61	122 Damaso, Gary
31	55	10.74	5.1210	34.9114	58.19	81 Blowers, Linda
32	57	11.16	5.1075	34.8192	58.03	179 Mudge, Darren
33	59	11.72	5.0341	34.3189	57.20	210 Sleeth, Julie
34	56	11.15	5.0224	34.2391	57.07	46 Carroll, Lex
35	56	11.33	4.9426	33.6951	56.16	1 Campbell, Bill
36	57	12.09	4.7146	32.1408	53.57	130 Graham, Gina
37	59	12.59	4.6863	31.9474	53.25	80 Howes, Eddie
38	58	12.49	4.6437	31.6573	52.76	88 Spiller, Jane
39	54	11.74	4.5997	31.3570	52.26	196 Leeder, John
40	57	12.43	4.5857	31.2617	52.10	23 Cooper, Dean
41	59	13.20	4.4697	30.4710	50.79	107 Sullivan (Snr), Joe
42	59	13.25	4.4528	30.3560	50.59	15 Lilley, Des

OPEN -- Overall Stage Results
Victorian State Titles 18-20 Feb 2011
 Printed February 20, 2011 at 15:11



Stage 1 -- Stage 1 - Range 1

	PTS	TIME	HIT FACTOR	STAGE POINTS	STAGE PERCENT	COMPETITOR # Name
43	57	12.82	4.4462	30.3107	50.52	76 Matthews, Rob
44	55	12.46	4.4141	30.0922	50.15	44 Cockburn, Michael
45	57	13.03	4.3745	29.8222	49.70	42 Ryan, Frank
46	58	13.31	4.3576	29.7070	49.51	112 Griffin, Sue
47	60	13.99	4.2888	29.2376	48.73	10 Mitchell, Grant
48	56	13.31	4.2074	28.6826	47.80	16 Hateley, Dean
49	54	13.08	4.1284	28.1446	46.91	114 Sharpe, Richard
50	59	14.31	4.1230	28.1074	46.85	85 Brammall, Graham
51	57	14.17	4.0226	27.4229	45.70	94 Shuey, Vin
52	57	14.19	4.0169	27.3843	45.64	95 Connors, John
53	60	15.60	3.8462	26.2202	43.70	199 Gillahan, Peter
54	60	16.00	3.7500	25.5647	42.61	2 Campbell, Julie
55	56	15.06	3.7185	25.3496	42.25	39 Reynolds, Dean
56	59	16.14	3.6555	24.9205	41.53	66 Sweeney, Bruce
57	56	15.49	3.6152	24.6459	41.08	48 Cilia, Nathan
58	59	16.44	3.5888	24.4658	40.78	4 Martel, Arthur
59	57	15.94	3.5759	24.3778	40.63	197 Tabe, Glen
60	58	16.24	3.5714	24.3473	40.58	73 Dickson, Ken
61	56	15.80	3.5443	24.1624	40.27	19 Blackmore, Peter
62	58	16.39	3.5387	24.1245	40.21	72 Barrie, Robert
63	58	17.00	3.4118	23.2588	38.76	113 Rohrich, Lee
64	54	15.94	3.3877	23.0948	38.49	52 Cilia, Ian
65	59	17.54	3.3637	22.9314	38.22	21 Sleeth, Terence
66	41	12.23	3.3524	22.8542	38.09	194 Murray, Brendon
67	55	16.66	3.3013	22.5059	37.51	37 Samson, Michael
68	54	17.55	3.0769	20.9761	34.96	115 Locke, Phil
69	59	19.29	3.0586	20.8511	34.75	31 Sheil, Mark
70	57	18.71	3.0465	20.7687	34.61	43 Ryan, Suzanne
71	49	16.45	2.9787	20.3067	33.84	70 Sarlija, Ivan
72	58	20.30	2.8571	19.4778	32.46	38 Pohl, David
73	60	21.48	2.7933	19.0426	31.74	25 Anderson, Natalie
74	42	15.23	2.7577	18.8000	31.33	20 Rinaldi, Peter
75	59	22.07	2.6733	18.2246	30.37	59 Adriaanse, John
76	59	22.14	2.6649	18.1670	30.28	71 Palacio, Rey
77	54	21.59	2.5012	17.0510	28.42	146 Hatch, Pamela
78	59	23.81	2.4780	16.8928	28.15	106 Moreland, Carol
79	18	44.20	0.4072	2.7763	4.63	198 Hateley, Kim
80	0	26.00	0.0000	0.0000	0.00	128 Miller, Russell

STANDARD -- Overall Stage Results

Victorian State Titles 18-20 Feb 2011

Printed February 20, 2011 at 15:11



Stage 1 -- Stage 1 - Range 1

	PTS	TIME	HIT FACTOR	STAGE POINTS	STAGE PERCENT	COMPETITOR # Name
1	57	8.77	6.4994	60.0000	100.00	155 Wilhelm, Bob
2	56	9.13	6.1336	56.6230	94.37	64 Loftes, Jonathan
3	60	10.33	5.8083	53.6200	89.37	132 Mori, Mario
4	58	10.53	5.5081	50.8482	84.75	141 Panganiban, Joseph
5	59	10.78	5.4731	50.5253	84.21	47 Bray, Nick
6	56	10.80	5.1852	47.8674	79.78	9 Seddon, Scott
7	56	11.03	5.0771	46.8693	78.12	110 Constable, Tony
8	60	12.17	4.9302	45.5131	75.86	102 Richardson, Sean
9	57	11.89	4.7939	44.2557	73.76	178 Buntine, Ryan
10	59	12.36	4.7735	44.0666	73.44	181 Muscat, Peter
11	58	12.17	4.7658	43.9960	73.33	173 Angelopoulos, Louie
12	59	12.62	4.6751	43.1587	71.93	24 Brown, Richard
13	60	13.32	4.5045	41.5837	69.31	131 Bush, Mark
14	60	13.38	4.4843	41.3972	69.00	97 Coates, Peter
15	56	12.56	4.4586	41.1599	68.60	109 Pearson, Ben
16	58	13.20	4.3939	40.5630	67.61	98 Glasgow, Spence
17	55	12.73	4.3205	39.8851	66.48	87 Schock, Ernie
18	58	13.52	4.2899	39.6029	66.00	33 Mundy-Castle, Alastair
19	56	13.09	4.2781	39.4934	65.82	125 Walsh, Robert
20	54	12.76	4.2320	39.0678	65.11	61 Arsenijevic, Sasha
21	57	13.47	4.2316	39.0646	65.11	75 Joy, Dale
22	54	12.90	4.1860	38.6438	64.41	148 Deans, John
23	56	13.46	4.1605	38.4078	64.01	193 Colbertaldo, Livio
24	56	13.72	4.0816	37.6799	62.80	175 Petereit, Lonny
25	55	13.67	4.0234	37.1424	61.90	135 Lekja, Steve
26	59	14.85	3.9731	36.6777	61.13	183 Prendergast, Dennis
27	59	15.39	3.8337	35.3907	58.98	204 Dyer, Glen
28	52	13.62	3.8179	35.2454	58.74	90 Porras, Zosanne
29	54	14.61	3.6961	34.1208	56.87	159 Dwyer, Terry
30	48	13.15	3.6502	33.6970	56.16	151 Taverner, Alastair
31	54	14.99	3.6024	33.2559	55.43	206 Hanegraaf, Paul
32	60	16.91	3.5482	32.7555	54.59	209 Abbott, Raj
33	52	14.82	3.5088	32.3915	53.99	182 Nicholls, Robert
34	50	14.39	3.4746	32.0764	53.46	74 Joy, Dan
35	44	12.74	3.4537	31.8830	53.14	67 Moore, Craig
36	54	15.90	3.3962	31.3525	52.25	134 Carne, Peter
37	58	17.56	3.3030	30.4915	50.82	208 Biddiscombe, Simon
38	55	17.55	3.1339	28.9309	48.22	162 Lim, Jamie
39	56	18.22	3.0735	28.3737	47.29	139 Darvas, Charlie
40	57	18.67	3.0530	28.1843	46.97	30 Worsley, Brent
41	58	19.12	3.0335	28.0037	46.67	3 Craig, Jon
42	58	19.65	2.9517	27.2484	45.41	145 Hatch, Greg

STANDARD -- Overall Stage Results

Victorian State Titles 18-20 Feb 2011

Printed February 20, 2011 at 15:11




Stage 1 -- Stage 1 - Range 1

	PTS	TIME	HIT FACTOR	STAGE POINTS	STAGE PERCENT	COMPETITOR # Name
43	56	19.14	2.9258	27.0098	45.02	164 Dailey, David
44	55	20.35	2.7027	24.9502	41.58	172 Young, Chris
45	54	20.14	2.6812	24.7520	41.25	154 Opitz, Ben
46	58	21.66	2.6777	24.7198	41.20	150 Taverner, Rodney
47	50	19.23	2.6001	24.0031	40.01	65 Marshall, Murray
48	60	24.18	2.4814	22.9071	38.18	5 Ziccone, Sebastian
49	48	19.74	2.4316	22.4476	37.41	120 Lee, Clinton
50	54	24.17	2.2342	20.6250	34.37	144 Bone, Ken
51	37	16.90	2.1893	20.2111	33.69	100 Pitt, Anita
52	60	27.83	2.1559	19.9028	33.17	111 Richardson, Lisa
53	43	19.96	2.1543	19.8877	33.15	147 Bryce, Paul
54	56	29.61	1.8913	17.4593	29.10	126 Dwyer, Dana
55	56	30.58	1.8313	16.9054	28.18	32 Reading, Peter
56	52	28.52	1.8233	16.8318	28.05	34 Shandley, Neville
57	58	33.77	1.7175	15.8552	26.43	127 Miller, Susanne
58	43	26.42	1.6276	15.0249	25.04	180 Jellie, Stephen
59	0	0.00	0.0000	0.0000	0.00	158 Fleming, Jack
60	0	0.00	0.0000	0.0000	0.00	96 West, Susan

PRODUCTION -- Overall Stage Results

Victorian State Titles 18-20 Feb 2011

Printed February 20, 2011 at 15:11



Stage 1 -- Stage 1 - Range 1

	PTS	TIME	HIT FACTOR	STAGE POINTS	STAGE PERCENT	COMPETITOR # Name
1	54	10.11	5.3412	60.0000	100.00	143 Scott, Darren
2	50	9.49	5.2687	59.1851	98.64	123 Langley, Paul
3	60	11.73	5.1151	57.4595	95.77	68 Whitfield, Simon
4	60	11.87	5.0548	56.7818	94.64	189 Twemlow, Ross
5	58	11.59	5.0043	56.2151	93.69	165 Hendrickson, Rick
6	56	11.21	4.9955	56.1166	93.53	149 White, Gary
7	54	10.89	4.9587	55.7025	92.84	57 Ellis, Chris
8	58	12.03	4.8213	54.1590	90.27	41 Tanner, John
9	54	11.46	4.7120	52.9319	88.22	138 Trotter, Andrew
10	52	11.06	4.7016	52.8149	88.02	140 Page, Shane
11	60	12.95	4.6332	52.0463	86.74	89 Modra, Steven
12	56	12.48	4.4872	50.4060	84.01	188 Taylor, Scott
13	60	13.42	4.4709	50.2235	83.71	22 Moon, Greg
14	56	13.42	4.1729	46.8753	78.13	29 Elisha, Simon
15	52	12.70	4.0945	45.9948	76.66	156 Keed, Adrian
16	42	10.79	3.8925	43.7257	72.88	170 Tueno, Gary
17	45	11.75	3.8298	43.0213	71.70	79 Hagiantoniou, Stavros
18	58	15.19	3.8183	42.8923	71.49	28 Cilia, Noel
19	54	14.18	3.8082	42.7786	71.30	212 Rowatt, Ped
20	56	14.98	3.7383	41.9938	69.99	18 Doherty, Peter
21	58	15.52	3.7371	41.9802	69.97	12 Brown, Steve
22	60	16.24	3.6946	41.5025	69.17	63 Hooper, Boyd
23	52	14.12	3.6827	41.3692	68.95	11 Scott, Dave
24	48	13.04	3.6810	41.3497	68.92	78 Hagiantoniou, Savvas
25	56	15.81	3.5421	39.7892	66.32	17 Chattington, Andrew
26	56	15.89	3.5242	39.5888	65.98	166 Houston, Scott
27	52	15.40	3.3766	37.9307	63.22	137 Pallone, Stephen
28	60	18.48	3.2468	36.4719	60.79	8 King, Geoff
29	56	17.45	3.2092	36.0497	60.08	105 Manwaring, Kip
30	50	15.59	3.2072	36.0274	60.05	13 Winnik, Daniel
31	48	15.00	3.2000	35.9467	59.91	53 Rickard, Dane
32	50	15.85	3.1546	35.4364	59.06	6 Docherty, Terry
33	50	16.38	3.0525	34.2898	57.15	104 Young, Richard
34	48	15.77	3.0438	34.1915	56.99	157 Ferro, Perry
35	58	19.30	3.0052	33.7582	56.26	84 O'Connor, Robert
36	54	18.00	3.0000	33.7000	56.17	174 Angelopoulos, James
37	56	18.68	2.9979	33.6759	56.13	58 Josipovic, Robert
38	52	17.92	2.9018	32.5967	54.33	99 Turkkkan, Erol
39	54	19.12	2.8243	31.7259	52.88	152 Cicolini, Paul
40	54	19.41	2.7821	31.2519	52.09	60 Schenck, Fred
41	60	22.59	2.6560	29.8362	49.73	35 Sarelius, Carl
42	54	20.68	2.6112	29.3327	48.89	121 Jarvis, Mark

PRODUCTION -- Overall Stage Results

Victorian State Titles 18-20 Feb 2011

Printed February 20, 2011 at 15:11



Stage 1 -- Stage 1 - Range 1

	PTS	TIME	HIT FACTOR	STAGE POINTS	STAGE PERCENT	COMPETITOR # Name
43	54	21.00	2.5714	28.8857	48.14	14 Sullivan (Jnr), Joseph
44	48	19.03	2.5223	28.3342	47.22	171 Wong, Steve
45	54	22.49	2.4011	26.9720	44.95	184 Osborne, Neil
46	54	23.41	2.3067	25.9120	43.19	211 Morabito, Gregory
47	54	24.60	2.1951	24.6585	41.10	54 Corradi, James
48	33	17.11	1.9287	21.6657	36.11	167 Houston, Jarred
49	56	30.07	1.8623	20.9201	34.87	40 Micallef, Steven
50	50	28.28	1.7680	19.8609	33.10	7 Mc Crae, Colin
51	39	25.06	1.5563	17.4820	29.14	27 Filzek, Sebastian
52	56	38.14	1.4683	16.4936	27.49	49 Cilia, Joanna
53	16	17.62	0.9081	10.2005	17.00	190 Twemlow, Shane
54	0	0.00	0.0000	0.0000	0.00	51 Lynch, Bill

OPEN -- Overall Stage Results
Victorian State Titles 18-20 Feb 2011
 Printed February 20, 2011 at 15:11



Stage 2 -- Stage 2 - Range 2

	PTS	TIME	HIT FACTOR	STAGE POINTS	STAGE PERCENT	COMPETITOR # Name
1	58	7.10	8.1690	60.0000	100.00	108 Mc Intosh, Brodie
2	60	7.43	8.0754	59.3122	98.85	69 Mc Conachie, David
3	57	7.41	7.6923	56.4987	94.16	117 Arthur, Justin
4	58	7.62	7.6115	55.9055	93.18	185 Fitzgerald, Damien
5	59	7.80	7.5641	55.5570	92.60	124 Georgiou, Michael
6	58	7.67	7.5619	55.5411	92.57	186 Durham, Justin
7	58	7.72	7.5130	55.1813	91.97	176 Kotsoglo, Kalan
8	57	7.63	7.4705	54.8696	91.45	103 Croton, Dennis
9	59	8.03	7.3474	53.9657	89.94	92 Tinning, Darryl
10	56	7.64	7.3298	53.8364	89.73	77 Hagiantoniou, Paul
11	58	8.26	7.0218	51.5739	85.96	116 Arthur, Rhys
12	58	8.42	6.8884	50.5938	84.32	194 Murray, Brendon
13	58	8.46	6.8558	50.3546	83.92	113 Rohrich, Lee
14	59	8.71	6.7738	49.7526	82.92	207 Vlagic, Robert
15	58	8.58	6.7599	49.6503	82.75	82 Blowers, Karla
16	58	8.64	6.7130	49.3056	82.18	191 Moss, Andrew
17	53	8.04	6.5920	48.4174	80.70	1 Campbell, Bill
18	58	8.96	6.4732	47.5446	79.24	45 Curtis, Damien
19	59	9.20	6.4130	47.1027	78.50	161 Dwyer, Bernie
20	58	9.10	6.3736	46.8132	78.02	101 Cottee, Ray
21	60	9.75	6.1538	45.1989	75.33	192 Mc Kay, Craig
22	60	9.76	6.1475	45.1526	75.25	195 Nowak, Mark
23	58	9.57	6.0606	44.5141	74.19	21 Sleeth, Terence
24	58	9.57	6.0606	44.5141	74.19	81 Blowers, Linda
25	58	9.60	6.0417	44.3750	73.96	136 Elliott, Craig
26	60	10.17	5.8997	43.3323	72.22	197 Tabe, Glen
27	56	9.52	5.8824	43.2049	72.01	91 Porras, Robert
28	56	9.53	5.8762	43.1595	71.93	23 Cooper, Dean
29	59	10.07	5.8590	43.0332	71.72	179 Mudge, Darren
30	57	9.75	5.8462	42.9390	71.56	39 Reynolds, Dean
31	59	10.10	5.8416	42.9054	71.51	37 Samson, Michael
32	60	10.40	5.7692	42.3740	70.62	15 Lilley, Des
33	44	7.72	5.6995	41.8617	69.77	129 Graham, Gareth
34	56	9.88	5.6680	41.6306	69.38	56 Soldini, David
35	59	10.46	5.6405	41.4288	69.05	153 Opitz, Mic
36	56	10.05	5.5721	40.9264	68.21	44 Cockburn, Michael
37	60	10.88	5.5147	40.5046	67.51	25 Anderson, Natalie
38	59	10.73	5.4986	40.3863	67.31	83 Blowers, Alain
39	57	10.81	5.2729	38.7285	64.55	107 Sullivan (Snr), Joe
40	59	11.22	5.2585	38.6225	64.37	122 Damaso, Gary
41	59	11.38	5.1845	38.0795	63.47	70 Sarlija, Ivan
42	56	10.84	5.1661	37.9438	63.24	196 Leeder, John

OPEN -- Overall Stage Results
Victorian State Titles 18-20 Feb 2011
 Printed February 20, 2011 at 15:11



Stage 2 -- Stage 2 - Range 2

	PTS	TIME	HIT FACTOR	STAGE POINTS	STAGE PERCENT	COMPETITOR # Name
	43	59	11.43	5.1619	37.9129	63.19 210 Sleeth, Julie
	44	58	11.32	5.1237	37.6325	62.72 112 Griffin, Sue
	45	59	11.60	5.0862	37.3573	62.26 59 Adriaanse, John
	46	58	11.51	5.0391	37.0113	61.69 94 Shuey, Vin
	47	59	11.95	4.9372	36.2632	60.44 46 Carroll, Lex
	48	52	10.55	4.9289	36.2020	60.34 114 Sharpe, Richard
	49	57	11.60	4.9138	36.0910	60.15 133 Petts, Doug
	50	59	12.20	4.8361	35.5201	59.20 88 Spiller, Jane
	51	56	11.59	4.8318	35.4884	59.15 130 Graham, Gina
	52	58	12.23	4.7424	34.8324	58.05 48 Cilia, Nathan
	53	59	12.49	4.7238	34.6953	57.83 62 Vardanega, Paul
	54	42	9.00	4.6667	34.2759	57.13 36 Samson, Bryan
	55	60	13.29	4.5147	33.1595	55.27 4 Martel, Arthur
	56	59	13.08	4.5107	33.1303	55.22 19 Blackmore, Peter
	57	54	12.14	4.4481	32.6706	54.45 85 Brammall, Graham
	58	58	13.04	4.4479	32.6687	54.45 73 Dickson, Ken
	59	58	13.18	4.4006	32.3217	53.87 199 Gillahan, Peter
	60	60	13.80	4.3478	31.9340	53.22 72 Barrie, Robert
	61	56	12.89	4.3445	31.9093	53.18 42 Ryan, Frank
	62	42	9.75	4.3077	31.6393	52.73 16 Hateley, Dean
	63	60	14.17	4.2343	31.1002	51.83 10 Mitchell, Grant
	64	58	14.08	4.1193	30.2557	50.43 95 Connors, John
	65	44	10.78	4.0816	29.9789	49.96 80 Howes, Eddie
	66	45	11.75	3.8298	28.1291	46.88 201 Williams, Peter
	67	41	11.02	3.7205	27.3265	45.54 146 Hatch, Pamela
	68	56	15.58	3.5944	26.3999	44.00 2 Campbell, Julie
	69	54	15.54	3.4749	25.5226	42.54 31 Sheil, Mark
	70	58	16.84	3.4442	25.2969	42.16 66 Sweeney, Bruce
	71	56	16.68	3.3573	24.6589	41.10 38 Pohl, David
	72	58	18.14	3.1974	23.4840	39.14 20 Rinaldi, Peter
	73	60	20.60	2.9126	21.3927	35.65 52 Cilia, Ian
	74	29	10.65	2.7230	20.0000	33.33 71 Palacio, Rey
	75	58	21.54	2.6927	19.7772	32.96 76 Matthews, Rob
	76	55	21.10	2.6066	19.1453	31.91 43 Ryan, Suzanne
	77	57	24.52	2.3246	17.0740	28.46 106 Moreland, Carol
	78	33	16.32	2.0221	14.8517	24.75 115 Locke, Phil
	79	50	46.69	1.0709	7.8655	13.11 128 Miller, Russell
	80	22	26.94	0.8166	5.9980	10.00 198 Hateley, Kim

STANDARD -- Overall Stage Results

Victorian State Titles 18-20 Feb 2011

Printed February 20, 2011 at 15:11



Stage 2 -- Stage 2 - Range 2

	PTS	TIME	HIT FACTOR	STAGE POINTS	STAGE PERCENT	COMPETITOR # Name
1	57	8.74	6.5217	60.0000	100.00	132 Mori, Mario
2	59	9.39	6.2833	57.8062	96.34	110 Constable, Tony
3	57	9.09	6.2706	57.6898	96.15	64 Loftes, Jonathan
4	57	9.28	6.1422	56.5086	94.18	141 Panganiban, Joseph
5	58	9.52	6.0924	56.0504	93.42	33 Mundy-Castle, Alastair
6	58	10.06	5.7654	53.0417	88.40	173 Angelopoulos, Louie
7	58	10.57	5.4872	50.4825	84.14	172 Young, Chris
8	60	11.01	5.4496	50.1362	83.56	75 Joy, Dale
9	53	10.19	5.2012	47.8508	79.75	181 Muscat, Peter
10	57	11.35	5.0220	46.2026	77.00	47 Bray, Nick
11	59	11.75	5.0213	46.1957	76.99	9 Seddon, Scott
12	56	11.27	4.9689	45.7143	76.19	204 Dyer, Glen
13	56	11.29	4.9601	45.6333	76.06	209 Abbott, Raj
14	41	8.30	4.9398	45.4458	75.74	155 Wilhelm, Bob
15	59	12.01	4.9126	45.1957	75.33	102 Richardson, Sean
16	56	11.54	4.8527	44.6447	74.41	24 Brown, Richard
17	58	12.47	4.6512	42.7907	71.32	67 Moore, Craig
18	54	11.76	4.5918	42.2449	70.41	109 Pearson, Ben
19	54	11.82	4.5685	42.0305	70.05	131 Bush, Mark
20	53	11.83	4.4801	41.2172	68.70	145 Hatch, Greg
21	58	13.01	4.4581	41.0146	68.36	74 Joy, Dan
22	48	10.79	4.4486	40.9268	68.21	193 Colbertaldo, Livio
23	52	11.72	4.4369	40.8191	68.03	159 Dwyer, Terry
24	57	13.03	4.3745	40.2456	67.08	135 Lekja, Steve
25	43	9.85	4.3655	40.1624	66.94	162 Lim, Jamie
26	55	12.80	4.2969	39.5313	65.89	178 Buntine, Ryan
27	58	13.59	4.2678	39.2642	65.44	100 Pitt, Anita
28	58	13.87	4.1817	38.4715	64.12	182 Nicholls, Robert
29	54	12.96	4.1667	38.3333	63.89	148 Deans, John
30	58	14.01	4.1399	38.0871	63.48	175 Petereit, Lonny
31	53	12.95	4.0927	37.6525	62.75	183 Prendergast, Dennis
32	56	13.85	4.0433	37.1986	62.00	208 Biddiscombe, Simon
33	54	13.41	4.0268	37.0470	61.74	134 Carne, Peter
34	48	12.37	3.8804	35.6993	59.50	98 Glasgow, Spence
35	54	14.08	3.8352	35.2841	58.81	206 Hanegraaf, Paul
36	52	13.72	3.7901	34.8688	58.11	97 Coates, Peter
37	57	15.24	3.7402	34.4094	57.35	30 Worsley, Brent
38	56	15.05	3.7209	34.2326	57.05	5 Ziccone, Sebastian
39	54	15.08	3.5809	32.9443	54.91	90 Porras, Zosanne
40	50	14.48	3.4530	31.7680	52.95	139 Darvas, Charlie
41	48	13.92	3.4483	31.7241	52.87	120 Lee, Clinton
42	44	12.99	3.3872	31.1624	51.94	125 Walsh, Robert

STANDARD -- Overall Stage Results

Victorian State Titles 18-20 Feb 2011

Printed February 20, 2011 at 15:11



Stage 2 -- Stage 2 - Range 2

	PTS	TIME	HIT FACTOR	STAGE POINTS	STAGE PERCENT	COMPETITOR # Name
43	58	17.13	3.3859	31.1500	51.92	111 Richardson, Lisa
44	44	13.03	3.3768	31.0668	51.78	61 Arsenijevic, Sasha
45	52	15.85	3.2808	30.1830	50.30	87 Schock, Ernie
46	58	18.51	3.1334	28.8277	48.05	150 Taverner, Rodney
47	54	17.91	3.0151	27.7387	46.23	32 Reading, Peter
48	37	12.65	2.9249	26.9091	44.85	151 Taverner, Alastair
49	58	19.93	2.9102	26.7737	44.62	126 Dwyer, Dana
50	58	19.98	2.9029	26.7067	44.51	65 Marshall, Murray
51	43	15.19	2.8308	26.0434	43.41	154 Opitz, Ben
52	43	15.81	2.7198	25.0221	41.70	3 Craig, Jon
53	46	19.61	2.3457	21.5808	35.97	180 Jellie, Stephen
54	41	20.33	2.0167	18.5539	30.92	147 Bryce, Paul
55	35	18.18	1.9252	17.7118	29.52	144 Bone, Ken
56	26	14.36	1.8106	16.6574	27.76	164 Dailey, David
57	35	19.66	1.7803	16.3784	27.30	127 Miller, Susanne
58	37	22.20	1.6667	15.3333	25.56	34 Shandley, Neville
59	0	0.00	0.0000	0.0000	0.00	96 West, Susan
60	0	0.00	0.0000	0.0000	0.00	158 Fleming, Jack

PRODUCTION -- Overall Stage Results

Victorian State Titles 18-20 Feb 2011

Printed February 20, 2011 at 15:11



Stage 2 -- Stage 2 - Range 2

	PTS	TIME	HIT FACTOR	STAGE POINTS	STAGE PERCENT	COMPETITOR # Name
1	58	8.48	6.8396	60.0000	100.00	140 Page, Shane
2	56	8.73	6.4147	56.2721	93.79	123 Langley, Paul
3	54	8.74	6.1785	54.2003	90.33	170 Tueno, Gary
4	60	10.19	5.8881	51.6531	86.09	143 Scott, Darren
5	58	9.89	5.8645	51.4459	85.74	138 Trotter, Andrew
6	48	8.60	5.5814	48.9623	81.60	149 White, Gary
7	60	10.92	5.4945	48.2001	80.33	89 Modra, Steven
8	60	11.22	5.3476	46.9113	78.19	68 Whitfield, Simon
9	58	11.12	5.2158	45.7554	76.26	22 Moon, Greg
10	54	10.76	5.0186	44.0251	73.38	12 Brown, Steve
11	60	12.05	4.9793	43.6801	72.80	104 Young, Richard
12	58	11.74	4.9404	43.3390	72.23	156 Keed, Adrian
13	54	11.01	4.9046	43.0255	71.71	188 Taylor, Scott
14	50	10.21	4.8972	42.9599	71.60	6 Docherty, Terry
15	56	11.53	4.8569	42.6067	71.01	14 Sullivan (Jnr), Joseph
16	58	12.21	4.7502	41.6708	69.45	29 Elisha, Simon
17	58	12.55	4.6215	40.5418	67.57	152 Cicolini, Paul
18	60	13.22	4.5386	39.8143	66.36	28 Cilia, Noel
19	56	12.42	4.5089	39.5536	65.92	63 Hooper, Boyd
20	54	12.12	4.4554	39.0850	65.14	212 Rowatt, Ped
21	56	12.72	4.4025	38.6207	64.37	18 Doherty, Peter
22	45	10.33	4.3562	38.2148	63.69	57 Ellis, Chris
23	56	13.25	4.2264	37.0759	61.79	8 King, Geoff
24	56	13.31	4.2074	36.9087	61.51	79 Hagiantoniou, Stavros
25	56	13.38	4.1854	36.7156	61.19	58 Josipovic, Robert
26	50	12.56	3.9809	34.9220	58.20	171 Wong, Steve
27	52	13.12	3.9634	34.7687	57.95	41 Tanner, John
28	52	13.17	3.9484	34.6367	57.73	53 Rickard, Dane
29	43	11.07	3.8844	34.0753	56.79	189 Twemlow, Ross
30	52	13.42	3.8748	33.9915	56.65	157 Ferro, Perry
31	52	13.52	3.8462	33.7401	56.23	137 Pallone, Stephen
32	58	15.33	3.7834	33.1898	55.32	165 Hendrickson, Rick
33	56	16.33	3.4293	30.0830	50.14	78 Hagiantoniou, Savvas
34	41	12.05	3.4025	29.8480	49.75	11 Scott, Dave
35	56	16.53	3.3878	29.7190	49.53	35 Sarelius, Carl
36	48	14.30	3.3566	29.4459	49.08	105 Manwaring, Kip
37	58	17.64	3.2880	28.8435	48.07	7 Mc Crae, Colin
38	41	13.01	3.1514	27.6456	46.08	211 Morabito, Gregory
39	52	16.75	3.1045	27.2338	45.39	99 Turkkani, Erol
40	41	13.40	3.0597	26.8410	44.73	84 O'Connor, Robert
41	54	18.67	2.8923	25.3728	42.29	184 Osborne, Neil
42	39	13.59	2.8698	25.1747	41.96	167 Houston, Jarred

PRODUCTION -- Overall Stage Results

Victorian State Titles 18-20 Feb 2011

Printed February 20, 2011 at 15:11



Stage 2 -- Stage 2 - Range 2

	PTS	TIME	HIT FACTOR	STAGE POINTS	STAGE PERCENT	COMPETITOR # Name
43	41	14.52	2.8237	24.7706	41.28	60 Schenck, Fred
44	28	10.39	2.6949	23.6408	39.40	166 Houston, Scott
45	60	23.18	2.5884	22.7069	37.84	49 Cilia, Joanna
46	37	15.95	2.3197	20.3498	33.92	17 Chattington, Andrew
47	52	25.77	2.0179	17.7014	29.50	121 Jarvis, Mark
48	30	16.93	1.7720	15.5447	25.91	27 Filzek, Sebastian
49	35	24.09	1.4529	12.7453	21.24	40 Micallef, Steven
50	41	37.95	1.0804	9.4774	15.80	54 Corradi, James
51	24	25.87	0.9277	8.1383	13.56	13 Winnik, Daniel
52	13	18.09	0.7186	6.3041	10.51	190 Twemlow, Shane
53	0	0.00	0.0000	0.0000	0.00	51 Lynch, Bill
54	0	17.25	0.0000	0.0000	0.00	174 Angelopoulos, James

OPEN -- Overall Stage Results
Victorian State Titles 18-20 Feb 2011
 Printed February 20, 2011 at 15:11



Stage 3 -- Stage 3 - Range 3

	PTS	TIME	HIT FACTOR	STAGE POINTS	STAGE PERCENT	COMPETITOR # Name
1	104	10.77	9.6565	105.0000	100.00	108 Mc Intosh, Brodie
2	104	11.48	9.0592	98.5061	93.82	176 Kotsoglo, Kalan
3	102	11.65	8.7554	95.2020	90.67	56 Soldini, David
4	104	12.18	8.5386	92.8448	88.42	69 Mc Conachie, David
5	103	12.27	8.3945	91.2776	86.93	129 Graham, Gareth
6	100	12.54	7.9745	86.7110	82.58	77 Hagiantoniou, Paul
7	105	13.23	7.9365	86.2981	82.19	192 Mc Kay, Craig
8	105	13.42	7.8241	85.0763	81.03	45 Curtis, Damien
9	101	13.13	7.6923	83.6427	79.66	113 Rohrich, Lee
10	102	13.63	7.4835	81.3722	77.50	161 Dwyer, Bernie
11	100	13.37	7.4794	81.3280	77.46	92 Tinning, Darryl
12	103	13.91	7.4047	80.5159	76.68	1 Campbell, Bill
13	100	13.74	7.2780	79.1380	75.37	101 Cottee, Ray
14	103	14.24	7.2331	78.6500	74.90	194 Murray, Brendon
15	100	13.88	7.2046	78.3398	74.61	124 Georgiou, Michael
16	100	14.23	7.0274	76.4129	72.77	195 Nowak, Mark
17	103	14.69	7.0116	76.2407	72.61	82 Blowers, Karla
18	103	14.75	6.9831	75.9306	72.31	207 Vlacic, Robert
19	104	15.15	6.8647	74.6436	71.09	83 Blowers, Alain
20	104	15.29	6.8018	73.9601	70.44	91 Porras, Robert
21	102	15.06	6.7729	73.6456	70.14	136 Elliott, Craig
22	104	15.60	6.6667	72.4904	69.04	179 Mudge, Darren
23	103	16.11	6.3935	69.5206	66.21	201 Williams, Peter
24	99	15.70	6.3057	68.5657	65.30	117 Arthur, Justin
25	101	16.16	6.2500	67.9597	64.72	36 Samson, Bryan
26	100	16.31	6.1312	66.6680	63.49	23 Cooper, Dean
27	98	16.01	6.1212	66.5589	63.39	196 Leeder, John
28	87	14.29	6.0882	66.2001	63.05	81 Blowers, Linda
29	88	14.48	6.0773	66.0824	62.94	133 Petts, Doug
30	86	14.44	5.9557	64.7594	61.68	116 Arthur, Rhys
31	101	17.06	5.9203	64.3745	61.31	191 Moss, Andrew
32	103	17.79	5.7898	62.9554	59.96	94 Shuey, Vin
33	97	16.78	5.7807	62.8567	59.86	44 Cockburn, Michael
34	103	17.85	5.7703	62.7438	59.76	62 Vardanega, Paul
35	103	18.16	5.6718	61.6727	58.74	95 Connors, John
36	104	18.52	5.6156	61.0610	58.15	16 Hateley, Dean
37	103	18.45	5.5827	60.7033	57.81	122 Damaso, Gary
38	102	18.42	5.5375	60.2119	57.34	59 Adriaanse, John
39	82	14.87	5.5145	59.9618	57.11	185 Fitzgerald, Damien
40	100	18.16	5.5066	59.8764	57.03	130 Graham, Gina
41	100	18.16	5.5066	59.8764	57.03	37 Samson, Michael
42	98	18.40	5.3261	57.9135	55.16	46 Carroll, Lex

OPEN -- Overall Stage Results
Victorian State Titles 18-20 Feb 2011
 Printed February 20, 2011 at 15:11



Stage 3 -- Stage 3 - Range 3

	PTS	TIME	HIT FACTOR	STAGE POINTS	STAGE PERCENT	COMPETITOR # Name
43	87	16.43	5.2952	57.5776	54.84	21 Sleeth, Terence
44	102	19.79	5.1541	56.0436	53.37	10 Mitchell, Grant
45	103	20.00	5.1500	55.9988	53.33	71 Palacio, Rey
46	103	20.67	4.9831	54.1837	51.60	15 Lilley, Des
47	98	20.34	4.8181	52.3898	49.90	39 Reynolds, Dean
48	102	21.33	4.7820	51.9973	49.52	153 Opitz, Mic
49	105	22.10	4.7511	51.6617	49.20	73 Dickson, Ken
50	104	22.24	4.6763	50.8476	48.43	2 Campbell, Julie
51	82	17.83	4.5990	50.0074	47.63	25 Anderson, Natalie
52	101	21.97	4.5972	49.9877	47.61	197 Tabe, Glen
53	97	21.11	4.5950	49.9638	47.58	114 Sharpe, Richard
54	103	22.44	4.5900	49.9098	47.53	199 Gillahan, Peter
55	103	22.80	4.5175	49.1218	46.78	19 Blackmore, Peter
56	98	21.79	4.4975	48.9036	46.57	107 Sullivan (Snr), Joe
57	102	23.15	4.4060	47.9094	45.63	210 Sleeth, Julie
58	104	23.76	4.3771	47.5947	45.33	4 Martel, Arthur
59	100	23.46	4.2626	46.3494	44.14	31 Sheil, Mark
60	103	25.91	3.9753	43.2256	41.17	42 Ryan, Frank
61	102	25.66	3.9751	43.2230	41.16	70 Sarlija, Ivan
62	103	26.11	3.9448	42.8945	40.85	66 Sweeney, Bruce
63	87	22.36	3.8909	42.3077	40.29	80 Howes, Eddie
64	98	25.45	3.8507	41.8707	39.88	76 Matthews, Rob
65	93	25.02	3.7170	40.4173	38.49	52 Cilia, Ian
66	85	23.76	3.5774	38.8995	37.05	48 Cilia, Nathan
67	89	25.03	3.5557	38.6635	36.82	103 Croton, Dennis
68	95	27.09	3.5068	38.1317	36.32	146 Hatch, Pamela
69	82	24.39	3.3620	36.5573	34.82	85 Brammall, Graham
70	97	29.21	3.3208	36.1087	34.39	88 Spiller, Jane
71	97	30.28	3.2034	34.8327	33.17	38 Pohl, David
72	98	30.78	3.1839	34.6202	32.97	43 Ryan, Suzanne
73	103	32.68	3.1518	34.2710	32.64	20 Rinaldi, Peter
74	96	31.86	3.0132	32.7640	31.20	72 Barrie, Robert
75	63	21.01	2.9986	32.6051	31.05	112 Griffin, Sue
76	95	32.76	2.8999	31.5320	30.03	115 Locke, Phil
77	94	35.27	2.6652	28.9797	27.60	106 Moreland, Carol
78	70	28.13	2.4884	27.0583	25.77	198 Hateley, Kim
79	88	47.29	1.8609	20.2342	19.27	186 Durham, Justin
80	0	35.74	0.0000	0.0000	0.00	128 Miller, Russell

STANDARD -- Overall Stage Results

Victorian State Titles 18-20 Feb 2011

Printed February 20, 2011 at 15:11



Stage 3 -- Stage 3 - Range 3

	PTS	TIME	HIT FACTOR	STAGE POINTS	STAGE PERCENT	COMPETITOR # Name
1	99	14.13	7.0064	105.0000	100.00	132 Mori, Mario
2	102	14.75	6.9153	103.6345	98.70	64 Loftes, Jonathan
3	100	15.79	6.3331	94.9105	90.39	110 Constable, Tony
4	97	16.50	5.8788	88.1017	83.91	145 Hatch, Greg
5	103	18.14	5.6781	85.0935	81.04	75 Joy, Dale
6	101	18.37	5.4981	82.3964	78.47	151 Taverner, Alastair
7	103	18.75	5.4933	82.3251	78.40	173 Angelopoulos, Louie
8	103	18.80	5.4787	82.1061	78.20	141 Panganiban, Joseph
9	102	19.11	5.3375	79.9900	76.18	102 Richardson, Sean
10	103	19.53	5.2739	79.0371	75.27	90 Porras, Zosanne
11	102	19.49	5.2335	78.4304	74.70	67 Moore, Craig
12	98	19.95	4.9123	73.6172	70.11	172 Young, Chris
13	100	20.41	4.8996	73.4266	69.93	204 Dyer, Glen
14	101	20.81	4.8534	72.7354	69.27	193 Colbertaldo, Livio
15	99	20.40	4.8529	72.7279	69.26	33 Mundy-Castle, Alastair
16	103	21.29	4.8380	72.5033	69.05	154 Opitz, Ben
17	103	21.40	4.8131	72.1306	68.70	135 Lekja, Steve
18	100	20.82	4.8031	71.9806	68.55	155 Wilhelm, Bob
19	97	20.47	4.7386	71.0150	67.63	47 Bray, Nick
20	99	21.11	4.6897	70.2819	66.94	120 Lee, Clinton
21	97	21.02	4.6147	69.1569	65.86	30 Worsley, Brent
22	101	22.45	4.4989	67.4220	64.21	181 Muscat, Peter
23	101	22.52	4.4849	67.2124	64.01	159 Dwyer, Terry
24	99	22.13	4.4736	67.0425	63.85	24 Brown, Richard
25	105	23.55	4.4586	66.8182	63.64	183 Prendergast, Dennis
26	103	23.46	4.3905	65.7969	62.66	61 Arsenijevic, Sasha
27	93	21.20	4.3868	65.7421	62.61	148 Deans, John
28	97	22.23	4.3635	65.3926	62.28	131 Bush, Mark
29	93	21.40	4.3458	65.1276	62.03	182 Nicholls, Robert
30	86	19.83	4.3369	64.9938	61.90	178 Buntine, Ryan
31	97	22.38	4.3342	64.9543	61.86	175 Petereit, Lonny
32	101	23.49	4.2997	64.4369	61.37	9 Seddon, Scott
33	91	21.32	4.2683	63.9662	60.92	162 Lim, Jamie
34	86	20.21	4.2553	63.7718	60.74	98 Glasgow, Spence
35	103	24.85	4.1449	62.1165	59.16	87 Schock, Ernie
36	99	23.91	4.1405	62.0514	59.10	74 Joy, Dan
37	90	21.96	4.0984	61.4195	58.49	97 Coates, Peter
38	97	23.67	4.0980	61.4143	58.49	100 Pitt, Anita
39	88	21.86	4.0256	60.3294	57.46	134 Carne, Peter
40	93	23.71	3.9224	58.7824	55.98	109 Pearson, Ben
41	105	26.90	3.9033	58.4970	55.71	164 Dailey, David
42	103	26.53	3.8824	58.1830	55.41	209 Abbott, Raj

STANDARD -- Overall Stage Results

Victorian State Titles 18-20 Feb 2011

Printed February 20, 2011 at 15:11




Stage 3 -- Stage 3 - Range 3

	PTS	TIME	HIT FACTOR	STAGE POINTS	STAGE PERCENT	COMPETITOR # Name
43	101	27.46	3.6781	55.1210	52.50	5 Ziccone, Sebastian
44	91	25.08	3.6284	54.3764	51.79	125 Walsh, Robert
45	103	29.69	3.4692	51.9904	49.51	150 Taverner, Rodney
46	105	30.75	3.4146	51.1730	48.74	206 Hanegraaf, Paul
47	101	33.01	3.0597	45.8535	43.67	32 Reading, Peter
48	101	34.76	2.9056	43.5450	41.47	180 Jellie, Stephen
49	101	34.95	2.8898	43.3082	41.25	3 Craig, Jon
50	90	32.51	2.7684	41.4879	39.51	147 Bryce, Paul
51	101	36.97	2.7319	40.9419	38.99	139 Darvas, Charlie
52	105	39.22	2.6772	40.1216	38.21	144 Bone, Ken
53	67	25.31	2.6472	39.6715	37.78	208 Biddiscombe, Simon
54	99	42.90	2.3077	34.5839	32.94	65 Marshall, Murray
55	99	43.85	2.2577	33.8347	32.22	111 Richardson, Lisa
56	81	39.05	2.0743	31.0857	29.61	127 Miller, Susanne
57	87	47.93	1.8151	27.2025	25.91	126 Dwyer, Dana
58	97	57.49	1.6872	25.2857	24.08	34 Shandley, Neville
59	0	0.00	0.0000	0.0000	0.00	96 West, Susan
60	0	0.00	0.0000	0.0000	0.00	158 Fleming, Jack

PRODUCTION -- Overall Stage Results

Victorian State Titles 18-20 Feb 2011

Printed February 20, 2011 at 15:11



Stage 3 -- Stage 3 - Range 3

	PTS	TIME	HIT FACTOR	STAGE POINTS	STAGE PERCENT	COMPETITOR # Name
1	99	15.92	6.2186	105.0000	100.00	170 Tueno, Gary
2	99	16.25	6.0923	102.8677	97.97	89 Modra, Steven
3	103	16.95	6.0767	102.6041	97.72	57 Ellis, Chris
4	101	16.76	6.0263	101.7524	96.91	165 Hendrickson, Rick
5	101	17.13	5.8961	99.5546	94.81	140 Page, Shane
6	103	17.96	5.7350	96.8340	92.22	41 Tanner, John
7	103	18.14	5.6781	95.8732	91.31	149 White, Gary
8	101	18.66	5.4126	91.3917	87.04	212 Rowatt, Ped
9	97	17.94	5.4069	91.2949	86.95	63 Hooper, Boyd
10	105	20.12	5.2187	88.1168	83.92	22 Moon, Greg
11	103	19.96	5.1603	87.1312	82.98	152 Cicolini, Paul
12	97	18.85	5.1459	86.8876	82.75	104 Young, Richard
13	101	19.63	5.1452	86.8757	82.74	18 Doherty, Peter
14	97	19.27	5.0337	84.9938	80.95	166 Houston, Scott
15	101	20.31	4.9729	83.9670	79.97	171 Wong, Steve
16	89	18.07	4.9253	83.1628	79.20	14 Sullivan (Jnr), Joseph
17	99	20.32	4.8720	82.2638	78.35	143 Scott, Darren
18	91	18.97	4.7970	80.9974	77.14	188 Taylor, Scott
19	103	21.62	4.7641	80.4412	76.61	189 Twemlow, Ross
20	99	21.00	4.7143	79.6000	75.81	138 Trotter, Andrew
21	99	21.14	4.6831	79.0729	75.31	137 Pallone, Stephen
22	103	22.09	4.6627	78.7297	74.98	68 Whitfield, Simon
23	101	22.02	4.5867	77.4464	73.76	28 Cilia, Noel
24	105	22.98	4.5692	77.1501	73.48	12 Brown, Steve
25	103	23.22	4.4358	74.8983	71.33	105 Manwaring, Kip
26	101	22.93	4.4047	74.3729	70.83	8 King, Geoff
27	87	21.13	4.1174	69.5211	66.21	156 Keed, Adrian
28	99	24.29	4.0758	68.8184	65.54	17 Chattington, Andrew
29	101	26.20	3.8550	65.0904	61.99	27 Filzek, Sebastian
30	105	27.97	3.7540	63.3861	60.37	29 Elisha, Simon
31	99	26.44	3.7443	63.2224	60.21	99 Turkkan, Erol
32	99	26.95	3.6735	62.0260	59.07	6 Docherty, Terry
33	84	23.24	3.6145	61.0296	58.12	53 Rickard, Dane
34	105	29.93	3.5082	59.2352	56.41	84 O'Connor, Robert
35	103	30.28	3.4016	57.4352	54.70	211 Morabito, Gregory
36	97	28.71	3.3786	57.0474	54.33	60 Schenck, Fred
37	103	31.27	3.2939	55.6169	52.97	7 Mc Crae, Colin
38	105	32.00	3.2813	55.4034	52.77	174 Angelopoulos, James
39	105	32.85	3.1963	53.9698	51.40	13 Winnik, Daniel
40	101	32.33	3.1240	52.7488	50.24	58 Josipovic, Robert
41	101	33.28	3.0349	51.2431	48.80	190 Twemlow, Shane
42	97	32.01	3.0303	51.1662	48.73	167 Houston, Jarred

PRODUCTION -- Overall Stage Results

Victorian State Titles 18-20 Feb 2011

Printed February 20, 2011 at 15:11



Stage 3 -- Stage 3 - Range 3

	PTS	TIME	HIT FACTOR	STAGE POINTS	STAGE PERCENT	COMPETITOR # Name
43	99	34.06	2.9066	49.0781	46.74	184 Osborne, Neil
44	73	25.30	2.8854	48.7191	46.40	78 Hagiantoniou, Savvas
45	78	28.12	2.7738	46.8356	44.61	123 Langley, Paul
46	101	37.33	2.7056	45.6836	43.51	79 Hagiantoniou, Stavros
47	69	26.08	2.6457	44.6723	42.55	157 Ferro, Perry
48	105	43.86	2.3940	40.4220	38.50	35 Sarelius, Carl
49	101	42.97	2.3505	39.6874	37.80	49 Cilia, Joanna
50	86	37.60	2.2872	38.6196	36.78	121 Jarvis, Mark
51	101	44.52	2.2686	38.3057	36.48	11 Scott, Dave
52	97	56.77	1.7086	28.8503	27.48	40 Micallef, Steven
53	90	63.94	1.4076	23.7666	22.63	54 Corradi, James
54	0	0.00	0.0000	0.0000	0.00	51 Lynch, Bill

OPEN -- Overall Stage Results
Victorian State Titles 18-20 Feb 2011
 Printed February 20, 2011 at 15:11



Stage 4 -- Stage 4 - Range 4

	PTS	TIME	HIT FACTOR	STAGE POINTS	STAGE PERCENT	COMPETITOR # Name
1	124	16.76	7.3986	130.0000	100.00	77 Hagiantoniou, Paul
2	123	16.79	7.3258	128.7212	99.02	129 Graham, Gareth
3	126	17.36	7.2581	127.5312	98.10	56 Soldini, David
4	128	18.56	6.8966	121.1791	93.21	101 Cottee, Ray
5	126	18.94	6.6526	116.8924	89.92	69 Mc Conachie, David
6	126	19.20	6.5625	115.3095	88.70	176 Kotsoglo, Kalan
7	123	18.82	6.5356	114.8368	88.34	91 Porras, Robert
8	124	19.01	6.5229	114.6134	88.16	179 Mudge, Darren
9	120	18.60	6.4516	113.3611	87.20	117 Arthur, Justin
10	128	19.95	6.4160	112.7360	86.72	133 Petts, Doug
11	124	19.96	6.2124	109.1583	83.97	195 Nowak, Mark
12	122	19.66	6.2055	109.0365	83.87	116 Arthur, Rhys
13	107	17.59	6.0830	106.8842	82.22	191 Moss, Andrew
14	126	20.73	6.0781	106.7989	82.15	62 Vardanega, Paul
15	125	20.59	6.0709	106.6717	82.06	124 Georgiou, Michael
16	120	20.02	5.9940	105.3205	81.02	185 Fitzgerald, Damien
17	126	21.28	5.9211	104.0386	80.03	82 Blowers, Karla
18	121	20.51	5.8996	103.6610	79.74	81 Blowers, Linda
19	126	21.40	5.8879	103.4552	79.58	192 Mc Kay, Craig
20	126	21.50	5.8605	102.9740	79.21	25 Anderson, Natalie
21	112	19.12	5.8577	102.9262	79.17	103 Croton, Dennis
22	125	21.35	5.8548	102.8745	79.13	201 Williams, Peter
23	108	18.45	5.8537	102.8544	79.12	45 Curtis, Damien
24	125	22.55	5.5432	97.4000	74.92	207 Vlagic, Robert
25	120	21.85	5.4920	96.4996	74.23	23 Cooper, Dean
26	124	22.64	5.4770	96.2367	74.03	108 Mc Intosh, Brodie
27	127	23.35	5.4390	95.5680	73.51	83 Blowers, Alain
28	127	23.88	5.3183	93.4469	71.88	21 Sleeth, Terence
29	121	23.12	5.2336	91.9588	70.74	37 Samson, Michael
30	124	23.98	5.1710	90.8590	69.89	1 Campbell, Bill
31	111	21.58	5.1437	90.3789	69.52	36 Samson, Bryan
32	109	21.30	5.1174	89.9172	69.17	186 Durham, Justin
33	121	23.96	5.0501	88.7349	68.26	59 Adriaanse, John
34	129	26.11	4.9406	86.8117	66.78	46 Carroll, Lex
35	130	26.32	4.9392	86.7867	66.76	15 Lilley, Des
36	123	25.18	4.8848	85.8312	66.02	85 Brammall, Graham
37	109	23.12	4.7145	82.8389	63.72	194 Murray, Brendon
38	127	26.96	4.7107	82.7712	63.67	70 Sarlija, Ivan
39	124	26.48	4.6828	82.2810	63.29	122 Damaso, Gary
40	118	25.30	4.6640	81.9515	63.04	136 Elliott, Craig
41	129	27.74	4.6503	81.7107	62.85	76 Matthews, Rob
42	121	26.22	4.6148	81.0865	62.37	71 Palacio, Rey

OPEN -- Overall Stage Results
Victorian State Titles 18-20 Feb 2011
 Printed February 20, 2011 at 15:11



Stage 4 -- Stage 4 - Range 4

	PTS	TIME	HIT FACTOR	STAGE POINTS	STAGE PERCENT	COMPETITOR # Name
43	128	27.82	4.6010	80.8441	62.19	153 Opitz, Mic
44	124	27.06	4.5824	80.5174	61.94	94 Shuey, Vin
45	110	24.09	4.5662	80.2327	61.72	113 Rohrich, Lee
46	124	27.54	4.5025	79.1140	60.86	44 Cockburn, Michael
47	114	25.96	4.3914	77.1606	59.35	197 Tabe, Glen
48	123	28.04	4.3866	77.0766	59.29	107 Sullivan (Snr), Joe
49	118	27.22	4.3350	76.1710	58.59	92 Tinning, Darryl
50	116	27.56	4.2090	73.9562	56.89	112 Griffin, Sue
51	128	31.01	4.1277	72.5277	55.79	95 Connors, John
52	117	28.52	4.1024	72.0829	55.45	161 Dwyer, Bernie
53	119	29.03	4.0992	72.0270	55.41	39 Reynolds, Dean
54	126	31.28	4.0281	70.7782	54.44	4 Martel, Arthur
55	104	26.43	3.9349	69.1404	53.18	48 Cilia, Nathan
56	127	32.32	3.9295	69.0443	53.11	80 Howes, Eddie
57	103	26.49	3.8883	68.3205	52.55	42 Ryan, Frank
58	128	33.19	3.8566	67.7639	52.13	66 Sweeney, Bruce
59	86	22.49	3.8239	67.1900	51.68	16 Hateley, Dean
60	117	30.96	3.7791	66.4019	51.08	19 Blackmore, Peter
61	103	27.30	3.7729	66.2934	50.99	114 Sharpe, Richard
62	129	35.36	3.6482	64.1022	49.31	210 Sleeth, Julie
63	118	32.49	3.6319	63.8158	49.09	196 Leeder, John
64	123	35.15	3.4993	61.4859	47.30	72 Barrie, Robert
65	110	32.37	3.3982	59.7098	45.93	52 Cilia, Ian
66	105	31.44	3.3397	58.6817	45.14	199 Gillahan, Peter
67	122	36.93	3.3035	58.0465	44.65	130 Graham, Gina
68	108	32.77	3.2957	57.9086	44.55	20 Rinaldi, Peter
69	122	37.48	3.2551	57.1947	44.00	43 Ryan, Suzanne
70	114	36.09	3.1588	55.5026	42.69	73 Dickson, Ken
71	109	35.36	3.0826	54.1639	41.66	38 Pohl, David
72	126	41.40	3.0435	53.4769	41.14	2 Campbell, Julie
73	128	44.03	2.9071	51.0807	39.29	10 Mitchell, Grant
74	119	41.46	2.8702	50.4328	38.79	88 Spiller, Jane
75	120	47.10	2.5478	44.7668	34.44	106 Moreland, Carol
76	126	53.24	2.3666	41.5842	31.99	146 Hatch, Pamela
77	128	54.77	2.3370	41.0642	31.59	128 Miller, Russell
78	77	50.13	1.5360	26.9891	20.76	115 Locke, Phil
79	125	84.41	1.4809	26.0203	20.02	31 Sheil, Mark
80	72	60.44	1.1913	20.9317	16.10	198 Hateley, Kim

STANDARD -- Overall Stage Results

Victorian State Titles 18-20 Feb 2011

Printed February 20, 2011 at 15:11




Stage 4 -- Stage 4 - Range 4

	PTS	TIME	HIT FACTOR	STAGE POINTS	STAGE PERCENT	COMPETITOR # Name
1	124	21.00	5.9048	130.0000	100.00	110 Constable, Tony
2	125	21.36	5.8521	128.8397	99.11	132 Mori, Mario
3	124	22.42	5.5308	121.7663	93.67	145 Hatch, Greg
4	124	22.69	5.4650	120.3173	92.55	173 Angelopoulos, Louie
5	128	23.78	5.3827	118.5057	91.16	141 Panganiban, Joseph
6	125	23.26	5.3740	118.3154	91.01	47 Bray, Nick
7	126	23.86	5.2808	116.2629	89.43	64 Loftes, Jonathan
8	128	25.12	5.0955	112.1841	86.30	102 Richardson, Sean
9	125	25.50	4.9020	107.9222	83.02	162 Lim, Jamie
10	124	26.15	4.7419	104.3977	80.31	154 Opitz, Ben
11	120	25.52	4.7022	103.5241	79.63	98 Glasgow, Spence
12	116	25.40	4.5669	100.5461	77.34	175 Petereit, Lonny
13	117	25.89	4.5191	99.4935	76.53	193 Colbertaldo, Livio
14	125	27.69	4.5143	99.3866	76.45	135 Lekja, Steve
15	118	26.17	4.5090	99.2703	76.36	182 Nicholls, Robert
16	110	24.84	4.4283	97.4949	75.00	139 Darvas, Charlie
17	126	28.53	4.4164	97.2321	74.79	97 Coates, Peter
18	122	27.71	4.4027	96.9314	74.56	131 Bush, Mark
19	112	25.82	4.3377	95.4999	73.46	75 Joy, Dale
20	120	27.81	4.3150	94.9995	73.08	67 Moore, Craig
21	127	29.61	4.2891	94.4292	72.64	181 Muscat, Peter
22	129	30.21	4.2701	94.0113	72.32	24 Brown, Richard
23	122	28.96	4.2127	92.7475	71.34	33 Mundy-Castle, Alastair
24	116	27.57	4.2075	92.6322	71.26	120 Lee, Clinton
25	126	30.04	4.1944	92.3446	71.03	100 Pitt, Anita
26	122	29.12	4.1896	92.2379	70.95	90 Porras, Zosanne
27	124	29.89	4.1485	91.3349	70.26	74 Joy, Dan
28	114	27.65	4.1230	90.7718	69.82	109 Pearson, Ben
29	128	31.58	4.0532	89.2357	68.64	209 Abbott, Raj
30	110	27.19	4.0456	89.0686	68.51	178 Buntine, Ryan
31	120	30.11	3.9854	87.7428	67.49	159 Dwyer, Terry
32	124	31.82	3.8969	85.7951	66.00	87 Schock, Ernie
33	117	30.10	3.8870	85.5777	65.83	172 Young, Chris
34	116	30.19	3.8423	84.5933	65.07	30 Worsley, Brent
35	98	25.55	3.8356	84.4454	64.96	61 Arsenijevic, Sasha
36	104	27.40	3.7956	83.5649	64.28	125 Walsh, Robert
37	125	33.84	3.6939	81.3244	62.56	183 Prendergast, Dennis
38	110	30.17	3.6460	80.2709	61.75	151 Taverner, Alastair
39	123	34.51	3.5642	78.4695	60.36	204 Dyer, Glen
40	112	31.71	3.5320	77.7612	59.82	208 Biddiscombe, Simon
41	120	34.23	3.5057	77.1819	59.37	206 Hanegraaf, Paul
42	128	37.04	3.4557	76.0817	58.52	134 Carne, Peter

STANDARD -- Overall Stage Results

Victorian State Titles 18-20 Feb 2011

Printed February 20, 2011 at 15:11



Stage 4 -- Stage 4 - Range 4

	PTS	TIME	HIT FACTOR	STAGE POINTS	STAGE PERCENT	COMPETITOR # Name
43	124	36.34	3.4122	75.1238	57.79	164 Dailey, David
44	130	38.34	3.3907	74.6504	57.42	150 Taverner, Rodney
45	112	33.40	3.3533	73.8265	56.79	9 Seddon, Scott
46	122	37.99	3.2114	70.7020	54.39	155 Wilhelm, Bob
47	122	40.90	2.9829	65.6716	50.52	32 Reading, Peter
48	130	46.86	2.7742	61.0776	46.98	111 Richardson, Lisa
49	98	35.50	2.7606	60.7769	46.75	5 Ziccone, Sebastian
50	128	49.62	2.5796	56.7929	43.69	144 Bone, Ken
51	128	49.88	2.5662	56.4969	43.46	3 Craig, Jon
52	109	43.25	2.5202	55.4857	42.68	126 Dwyer, Dana
53	118	60.18	1.9608	43.1689	33.21	34 Shandley, Neville
54	129	66.73	1.9332	42.5608	32.74	147 Bryce, Paul
55	103	53.70	1.9181	42.2283	32.48	65 Marshall, Murray
56	114	60.53	1.8834	41.4644	31.90	180 Jellie, Stephen
57	96	50.99	1.8827	41.4503	31.88	127 Miller, Susanne
58	44	25.42	1.7309	38.1082	29.31	148 Deans, John
59	0	0.00	0.0000	0.0000	0.00	158 Fleming, Jack
60	0	0.00	0.0000	0.0000	0.00	96 West, Susan

PRODUCTION -- Overall Stage Results

Victorian State Titles 18-20 Feb 2011

Printed February 20, 2011 at 15:11



Stage 4 -- Stage 4 - Range 4

	PTS	TIME	HIT FACTOR	STAGE POINTS	STAGE PERCENT	COMPETITOR # Name
1	122	20.95	5.8234	130.0000	100.00	123 Langley, Paul
2	120	21.81	5.5021	122.8268	94.48	170 Tueno, Gary
3	124	22.85	5.4267	121.1443	93.19	189 Twemlow, Ross
4	122	23.03	5.2974	118.2588	90.97	149 White, Gary
5	110	20.79	5.2910	118.1152	90.86	140 Page, Shane
6	124	23.89	5.1905	115.8706	89.13	57 Ellis, Chris
7	118	22.78	5.1800	115.6367	88.95	166 Houston, Scott
8	126	24.64	5.1136	114.1556	87.81	188 Taylor, Scott
9	118	23.16	5.0950	113.7394	87.49	63 Hooper, Boyd
10	122	24.49	4.9816	111.2086	85.55	156 Keed, Adrian
11	120	25.02	4.7962	107.0684	82.36	104 Young, Richard
12	126	26.44	4.7655	106.3841	81.83	68 Whitfield, Simon
13	124	26.19	4.7346	105.6948	81.30	89 Modra, Steven
14	128	27.14	4.7163	105.2853	80.99	171 Wong, Steve
15	116	24.66	4.7040	105.0104	80.78	14 Sullivan (Jnr), Joseph
16	122	25.96	4.6995	104.9114	80.70	22 Moon, Greg
17	112	23.97	4.6725	104.3080	80.24	165 Hendrickson, Rick
18	126	27.43	4.5935	102.5445	78.88	105 Manwaring, Kip
19	118	25.69	4.5932	102.5381	78.88	211 Morabito, Gregory
20	124	27.47	4.5140	100.7698	77.52	152 Cicolini, Paul
21	118	26.34	4.4799	100.0078	76.93	41 Tanner, John
22	124	27.84	4.4540	99.4306	76.49	79 Hagiantoniou, Stavros
23	124	28.37	4.3708	97.5731	75.06	12 Brown, Steve
24	116	26.75	4.3364	96.8059	74.47	29 Elisha, Simon
25	118	27.76	4.2507	94.8921	72.99	212 Rowatt, Ped
26	101	24.46	4.1292	92.1791	70.91	143 Scott, Darren
27	118	29.08	4.0578	90.5848	69.68	174 Angelopoulos, James
28	114	28.13	4.0526	90.4696	69.59	13 Winnik, Daniel
29	124	30.84	4.0208	89.7584	69.04	11 Scott, Dave
30	103	25.70	4.0078	89.4688	68.82	138 Trotter, Andrew
31	103	25.87	3.9814	88.8809	68.37	53 Rickard, Dane
32	130	33.97	3.8269	85.4310	65.72	84 O'Connor, Robert
33	124	32.70	3.7920	84.6528	65.12	28 Cilia, Noel
34	110	29.25	3.7607	83.9526	64.58	6 Docherty, Terry
35	109	29.41	3.7062	82.7369	63.64	18 Doherty, Peter
36	128	34.87	3.6708	81.9456	63.04	27 Filzek, Sebastian
37	116	31.71	3.6582	81.6637	62.82	137 Pallone, Stephen
38	104	28.89	3.5999	80.3625	61.82	78 Hagiantoniou, Savvas
39	118	32.99	3.5768	79.8486	61.42	167 Houston, Jarred
40	124	36.04	3.4406	76.8076	59.08	58 Josipovic, Robert
41	122	36.62	3.3315	74.3719	57.21	190 Twemlow, Shane
42	111	33.89	3.2753	73.1171	56.24	17 Chattington, Andrew

PRODUCTION -- Overall Stage Results

Victorian State Titles 18-20 Feb 2011

Printed February 20, 2011 at 15:11



Stage 4 -- Stage 4 - Range 4

	PTS	TIME	HIT FACTOR	STAGE POINTS	STAGE PERCENT	COMPETITOR # Name
43	124	38.19	3.2469	72.4836	55.76	60 Schenck, Fred
44	130	42.57	3.0538	68.1722	52.44	49 Cilia, Joanna
45	107	35.19	3.0406	67.8785	52.21	8 King, Geoff
46	110	37.91	2.9016	64.7749	49.83	99 Turkkan, Erol
47	128	44.41	2.8822	64.3423	49.49	35 Sarelius, Carl
48	126	44.22	2.8494	63.6091	48.93	121 Jarvis, Mark
49	120	42.26	2.8396	63.3898	48.76	184 Osborne, Neil
50	109	39.38	2.7679	61.7900	47.53	7 Mc Crae, Colin
51	89	41.09	2.1660	48.3528	37.19	40 Micallef, Steven
52	102	51.84	1.9676	43.9241	33.79	54 Corradi, James
53	20	28.79	0.6947	15.5080	11.93	157 Ferro, Perry
54	0	0.00	0.0000	0.0000	0.00	51 Lynch, Bill


OPEN -- Overall Stage Results
Victorian State Titles 18-20 Feb 2011
 Printed February 20, 2011 at 15:11



Stage 5 -- Stage 5 - Range 5

	PTS	TIME	HIT FACTOR	STAGE POINTS	STAGE PERCENT	COMPETITOR # Name
1	151	16.30	9.2638	155.0000	100.00	108 Mc Intosh, Brodie
2	148	16.28	9.0909	152.1072	98.13	129 Graham, Gareth
3	146	16.30	8.9571	149.8676	96.69	116 Arthur, Rhys
4	146	16.57	8.8111	147.4255	95.11	69 Mc Conachie, David
5	148	17.03	8.6905	145.4084	93.81	77 Hagiantoniou, Paul
6	149	18.02	8.2686	138.3483	89.26	176 Kotsoglo, Kalan
7	150	18.35	8.1744	136.7721	88.24	56 Soldini, David
8	145	19.16	7.5678	126.6237	81.69	207 Vlacic, Robert
9	147	20.34	7.2271	120.9230	78.01	101 Cottee, Ray
10	143	19.89	7.1895	120.2939	77.61	103 Croton, Dennis
11	147	20.58	7.1429	119.5128	77.11	117 Arthur, Justin
12	149	21.16	7.0416	117.8184	76.01	91 Porras, Robert
13	148	21.12	7.0076	117.2493	75.64	194 Murray, Brendon
14	147	21.69	6.7773	113.3966	73.16	124 Georgiou, Michael
15	137	20.31	6.7454	112.8634	72.82	186 Durham, Justin
16	152	22.96	6.6202	110.7679	71.46	201 Williams, Peter
17	151	22.91	6.5910	110.2794	71.15	161 Dwyer, Bernie
18	142	21.62	6.5680	109.8943	70.90	82 Blowers, Karla
19	135	20.65	6.5375	109.3846	70.57	92 Tinning, Darryl
20	146	22.58	6.4659	108.1861	69.80	191 Moss, Andrew
21	139	21.58	6.4411	107.7719	69.53	185 Fitzgerald, Damien
22	154	24.02	6.4113	107.2729	69.21	136 Elliott, Craig
23	146	22.85	6.3895	106.9077	68.97	62 Vardanega, Paul
24	148	23.56	6.2818	105.1063	67.81	83 Blowers, Alain
25	145	23.33	6.2152	103.9910	67.09	133 Petts, Doug
26	143	23.53	6.0773	101.6849	65.60	195 Nowak, Mark
27	119	19.69	6.0437	101.1215	65.24	113 Rohrich, Lee
28	144	24.03	5.9925	100.2654	64.69	197 Tabe, Glen
29	139	23.20	5.9914	100.2465	64.68	23 Cooper, Dean
30	144	24.13	5.9677	99.8499	64.42	179 Mudge, Darren
31	144	24.31	5.9235	99.1105	63.94	1 Campbell, Bill
32	146	25.31	5.7685	96.5168	62.27	196 Leeder, John
33	133	23.53	5.6524	94.5741	61.02	192 Mc Kay, Craig
34	139	24.80	5.6048	93.7790	60.50	21 Sleeth, Terence
35	142	25.76	5.5124	92.2327	59.50	81 Blowers, Linda
36	129	23.80	5.4202	90.6891	58.51	122 Damaso, Gary
37	142	26.94	5.2710	88.1928	56.90	37 Samson, Michael
38	138	26.40	5.2273	87.4616	56.43	44 Cockburn, Michael
39	144	28.06	5.1319	85.8652	55.40	46 Carroll, Lex
40	150	29.83	5.0285	84.1357	54.28	107 Sullivan (Snr), Joe
41	149	30.25	4.9256	82.4144	53.17	80 Howes, Eddie
42	141	28.72	4.9095	82.1442	53.00	130 Graham, Gina

OPEN -- Overall Stage Results
Victorian State Titles 18-20 Feb 2011
 Printed February 20, 2011 at 15:11




Stage 5 -- Stage 5 - Range 5

	PTS	TIME	HIT FACTOR	STAGE POINTS	STAGE PERCENT	COMPETITOR # Name
43	146	29.74	4.9092	82.1399	52.99	153 Opitz, Mic
44	154	31.86	4.8336	80.8756	52.18	25 Anderson, Natalie
45	142	29.42	4.8266	80.7585	52.10	73 Dickson, Ken
46	147	30.70	4.7883	80.1164	51.69	59 Adriaanse, John
47	126	26.66	4.7262	79.0775	51.02	16 Hateley, Dean
48	150	31.77	4.7214	78.9981	50.97	210 Sleeth, Julie
49	151	32.39	4.6619	78.0025	50.32	199 Gillahan, Peter
50	135	29.07	4.6440	77.7018	50.13	36 Samson, Bryan
51	139	30.87	4.5028	75.3391	48.61	112 Griffin, Sue
52	138	30.79	4.4820	74.9915	48.38	70 Sarlija, Ivan
53	142	32.00	4.4375	74.2473	47.90	94 Shuey, Vin
54	150	34.13	4.3950	73.5356	47.44	20 Rinaldi, Peter
55	149	33.91	4.3940	73.5192	47.43	2 Campbell, Julie
56	130	30.69	4.2359	70.8743	45.73	71 Palacio, Rey
57	143	34.08	4.1960	70.2067	45.29	88 Spiller, Jane
58	131	31.48	4.1614	69.6272	44.92	76 Matthews, Rob
59	144	34.87	4.1296	69.0960	44.58	42 Ryan, Frank
60	87	21.31	4.0826	68.3090	44.07	45 Curtis, Damien
61	141	34.79	4.0529	67.8121	43.75	85 Brammall, Graham
62	153	38.16	4.0094	67.0850	43.28	10 Mitchell, Grant
63	153	38.44	3.9802	66.5963	42.97	146 Hatch, Pamela
64	145	36.48	3.9748	66.5052	42.91	31 Sheil, Mark
65	151	40.28	3.7488	62.7234	40.47	66 Sweeney, Bruce
66	147	40.25	3.6522	61.1074	39.42	38 Pohl, David
67	96	26.54	3.6172	60.5219	39.05	39 Reynolds, Dean
68	117	32.66	3.5824	59.9394	38.67	48 Cilia, Nathan
69	143	40.22	3.5554	59.4890	38.38	19 Blackmore, Peter
70	149	42.32	3.5208	58.9092	38.01	4 Martel, Arthur
71	107	30.60	3.4967	58.5066	37.75	114 Sharpe, Richard
72	107	31.72	3.3733	56.4408	36.41	15 Lilley, Des
73	136	40.86	3.3284	55.6907	35.93	72 Barrie, Robert
74	141	42.69	3.3029	55.2631	35.65	43 Ryan, Suzanne
75	131	43.94	2.9813	49.8831	32.18	52 Cilia, Ian
76	149	51.47	2.8949	48.4367	31.25	95 Connors, John
77	109	47.49	2.2952	38.4031	24.78	115 Locke, Phil
78	150	72.69	2.0636	34.5270	22.28	106 Moreland, Carol
79	124	62.37	1.9881	33.2651	21.46	128 Miller, Russell
80	24	39.45	0.6084	10.1790	6.57	198 Hateley, Kim

STANDARD -- Overall Stage Results

Victorian State Titles 18-20 Feb 2011

Printed February 20, 2011 at 15:11



Stage 5 -- Stage 5 - Range 5

	PTS	TIME	HIT FACTOR	STAGE POINTS	STAGE PERCENT	COMPETITOR # Name
1	151	19.83	7.6147	155.0000	100.00	132 Mori, Mario
2	149	21.86	6.8161	138.7438	89.51	110 Constable, Tony
3	141	24.74	5.6993	116.0104	74.85	33 Mundy-Castle, Alastair
4	128	22.91	5.5871	113.7267	73.37	9 Seddon, Scott
5	149	26.80	5.5597	113.1694	73.01	64 Loftes, Jonathan
6	146	26.40	5.5303	112.5710	72.63	145 Hatch, Greg
7	125	22.76	5.4921	111.7932	72.12	173 Angelopoulos, Louie
8	149	27.21	5.4759	111.4641	71.91	24 Brown, Richard
9	149	27.62	5.3946	109.8095	70.84	102 Richardson, Sean
10	149	27.70	5.3791	109.4924	70.64	181 Muscat, Peter
11	141	27.76	5.0793	103.3897	66.70	97 Coates, Peter
12	145	28.56	5.0770	103.3445	66.67	178 Buntine, Ryan
13	147	29.03	5.0637	103.0737	66.50	175 Petereit, Lonny
14	148	29.25	5.0598	102.9943	66.45	135 Lekja, Steve
15	145	28.99	5.0017	101.8116	65.68	155 Wilhelm, Bob
16	149	30.65	4.8613	98.9540	63.84	75 Joy, Dale
17	147	30.45	4.8276	98.2670	63.40	183 Prendergast, Dennis
18	133	27.99	4.7517	96.7222	62.40	141 Panganiban, Joseph
19	123	26.22	4.6911	95.4882	61.61	193 Colbertaldo, Livio
20	129	29.17	4.4224	90.0183	58.08	125 Walsh, Robert
21	133	30.20	4.4040	89.6442	57.83	131 Bush, Mark
22	141	32.75	4.3053	87.6366	56.54	154 Opitz, Ben
23	147	34.24	4.2932	87.3899	56.38	67 Moore, Craig
24	129	30.21	4.2701	86.9193	56.08	139 Darvas, Charlie
25	141	33.80	4.1716	84.9141	54.78	204 Dyer, Glen
26	142	34.17	4.1557	84.5903	54.57	87 Schock, Ernie
27	141	34.26	4.1156	83.7740	54.05	30 Worsley, Brent
28	133	33.24	4.0012	81.4457	52.55	182 Nicholls, Robert
29	120	30.30	3.9604	80.6150	52.01	148 Deans, John
30	145	36.77	3.9434	80.2697	51.79	172 Young, Chris
31	124	31.49	3.9378	80.1542	51.71	109 Pearson, Ben
32	132	34.69	3.8051	77.4546	49.97	74 Joy, Dan
33	119	31.86	3.7351	76.0289	49.05	98 Glasgow, Spence
34	143	39.05	3.6620	74.5405	48.09	209 Abbott, Raj
35	117	32.11	3.6437	74.1691	47.85	61 Arsenijevic, Sasha
36	131	35.96	3.6429	74.1531	47.84	120 Lee, Clinton
37	129	37.71	3.4208	69.6323	44.92	47 Bray, Nick
38	149	43.93	3.3918	69.0403	44.54	150 Taverner, Rodney
39	145	43.91	3.3022	67.2175	43.37	32 Reading, Peter
40	110	33.48	3.2855	66.8782	43.15	159 Dwyer, Terry
41	151	46.66	3.2362	65.8733	42.50	3 Craig, Jon
42	125	38.92	3.2117	65.3754	42.18	208 Biddiscombe, Simon

STANDARD -- Overall Stage Results

Victorian State Titles 18-20 Feb 2011

Printed February 20, 2011 at 15:11




Stage 5 -- Stage 5 - Range 5

	PTS	TIME	HIT FACTOR	STAGE POINTS	STAGE PERCENT	COMPETITOR # Name
43	111	34.68	3.2007	65.1510	42.03	90 Porras, Zosanne
44	133	43.29	3.0723	62.5376	40.35	111 Richardson, Lisa
45	107	35.44	3.0192	61.4565	39.65	100 Pitt, Anita
46	143	47.94	2.9829	60.7177	39.17	65 Marshall, Murray
47	143	48.01	2.9785	60.6292	39.12	144 Bone, Ken
48	134	45.34	2.9554	60.1590	38.81	5 Ziccone, Sebastian
49	109	37.56	2.9020	59.0715	38.11	134 Carne, Peter
50	131	46.57	2.8130	57.2588	36.94	206 Hanegraaf, Paul
51	120	46.84	2.5619	52.1485	33.64	180 Jellie, Stephen
52	93	36.54	2.5452	51.8074	33.42	151 Taverner, Alastair
53	120	50.81	2.3617	48.0739	31.02	126 Dwyer, Dana
54	103	49.17	2.0948	42.6397	27.51	164 Dailey, David
55	133	67.70	1.9645	39.9890	25.80	127 Miller, Susanne
56	115	62.63	1.8362	37.3760	24.11	34 Shandley, Neville
57	151	125.95	1.1989	24.4037	15.74	147 Bryce, Paul
58	33	44.17	0.7471	15.2077	9.81	162 Lim, Jamie
59	0	0.00	0.0000	0.0000	0.00	158 Fleming, Jack
60	0	0.00	0.0000	0.0000	0.00	96 West, Susan

PRODUCTION -- Overall Stage Results

Victorian State Titles 18-20 Feb 2011

Printed February 20, 2011 at 15:11



Stage 5 -- Stage 5 - Range 5

	PTS	TIME	HIT FACTOR	STAGE POINTS	STAGE PERCENT	COMPETITOR # Name
1	143	22.90	6.2445	155.0000	100.00	170 Tueno, Gary
2	145	23.89	6.0695	150.6548	97.20	149 White, Gary
3	131	23.20	5.6466	140.1569	90.42	140 Page, Shane
4	139	24.68	5.6321	139.7979	90.19	143 Scott, Darren
5	147	26.45	5.5577	137.9503	89.00	138 Trotter, Andrew
6	143	26.67	5.3618	133.0896	85.86	57 Ellis, Chris
7	135	25.19	5.3593	133.0261	85.82	156 Keed, Adrian
8	125	23.34	5.3556	132.9353	85.76	89 Modra, Steven
9	120	22.51	5.3310	132.3235	85.37	123 Langley, Paul
10	141	26.92	5.2377	130.0095	83.88	165 Hendrickson, Rick
11	124	24.44	5.0736	125.9365	81.25	68 Whitfield, Simon
12	139	27.51	5.0527	125.4167	80.91	188 Taylor, Scott
13	137	27.16	5.0442	125.2051	80.78	189 Twemlow, Ross
14	135	27.65	4.8825	121.1908	78.19	41 Tanner, John
15	141	29.38	4.7992	119.1238	76.85	212 Rowatt, Ped
16	131	28.00	4.6786	116.1300	74.92	152 Cicolini, Paul
17	141	31.17	4.5236	112.2829	72.44	29 Elisha, Simon
18	131	29.44	4.4497	110.4497	71.26	171 Wong, Steve
19	137	31.52	4.3464	107.8861	69.60	14 Sullivan (Jnr), Joseph
20	137	31.61	4.3341	107.5789	69.41	167 Houston, Jarred
21	137	32.30	4.2415	105.2808	67.92	22 Moon, Greg
22	143	34.19	4.1825	103.8169	66.98	79 Hagiantoniou, Stavros
23	141	33.82	4.1691	103.4848	66.76	105 Manwaring, Kip
24	145	35.16	4.1240	102.3647	66.04	8 King, Geoff
25	141	34.25	4.1168	102.1856	65.93	28 Cilia, Noel
26	121	30.73	3.9375	97.7359	63.06	104 Young, Richard
27	107	27.39	3.9065	96.9668	62.56	63 Hooper, Boyd
28	114	29.23	3.9001	96.8071	62.46	166 Houston, Scott
29	128	33.13	3.8636	95.9002	61.87	157 Ferro, Perry
30	143	37.28	3.8358	95.2119	61.43	60 Schenck, Fred
31	131	34.45	3.8026	94.3872	60.89	12 Brown, Steve
32	133	35.02	3.7978	94.2685	60.82	211 Morabito, Gregory
33	124	33.90	3.6578	90.7932	58.58	18 Doherty, Peter
34	139	38.79	3.5834	88.9459	57.38	17 Chattington, Andrew
35	135	38.29	3.5257	87.5144	56.46	13 Winnik, Daniel
36	123	36.28	3.3903	84.1529	54.29	27 Filzek, Sebastian
37	133	39.79	3.3425	82.9677	53.53	99 Turkkkan, Erol
38	126	38.36	3.2847	81.5311	52.60	137 Pallone, Stephen
39	107	35.69	2.9980	74.4164	48.01	174 Angelopoulos, James
40	139	47.47	2.9282	72.6820	46.89	58 Josipovic, Robert
41	141	49.38	2.8554	70.8760	45.73	84 O'Connor, Robert
42	114	40.52	2.8134	69.8339	45.05	53 Rickard, Dane

PRODUCTION -- Overall Stage Results

Victorian State Titles 18-20 Feb 2011

Printed February 20, 2011 at 15:11



Stage 5 -- Stage 5 - Range 5

	PTS	TIME	HIT FACTOR	STAGE POINTS	STAGE PERCENT	COMPETITOR # Name
43	139	49.91	2.7850	69.1287	44.60	35 Sarelius, Carl
44	87	31.53	2.7593	68.4899	44.19	6 Docherty, Terry
45	112	40.64	2.7559	68.4062	44.13	184 Osborne, Neil
46	112	43.62	2.5676	63.7329	41.12	11 Scott, Dave
47	95	38.60	2.4611	61.0896	39.41	78 Hagiantoniou, Savvas
48	137	57.19	2.3955	59.4609	38.36	121 Jarvis, Mark
49	117	49.12	2.3819	59.1233	38.14	7 Mc Crae, Colin
50	91	65.12	1.3974	34.6863	22.38	49 Cilia, Joanna
51	89	86.66	1.0270	25.4919	16.45	40 Micallef, Steven
52	14	39.26	0.3566	8.8513	5.71	190 Twemlow, Shane
53	0	0.00	0.0000	0.0000	0.00	54 Corradi, James
54	0	0.00	0.0000	0.0000	0.00	51 Lynch, Bill

OPEN -- Overall Stage Results
Victorian State Titles 18-20 Feb 2011
 Printed February 20, 2011 at 15:11



Stage 6 -- Stage 6 - Range 6

	PTS	TIME	HIT FACTOR	STAGE POINTS	STAGE PERCENT	COMPETITOR # Name
1	81	8.44	9.5972	85.0000	100.00	129 Graham, Gareth
2	84	8.87	9.4701	83.8749	98.68	108 Mc Intosh, Brodie
3	82	8.71	9.4145	83.3819	98.10	45 Curtis, Damien
4	82	8.89	9.2238	81.6937	96.11	69 Mc Conachie, David
5	80	8.80	9.0909	80.5163	94.73	176 Kotsoglo, Kalan
6	83	9.25	8.9730	79.4717	93.50	191 Moss, Andrew
7	82	9.31	8.8077	78.0082	91.77	77 Hagiantonou, Paul
8	84	9.63	8.7227	77.2555	90.89	207 Vlagic, Robert
9	81	9.34	8.6724	76.8094	90.36	82 Blowers, Karla
10	83	9.69	8.5655	75.8631	89.25	113 Rohrich, Lee
11	79	9.33	8.4673	74.9932	88.23	185 Fitzgerald, Damien
12	81	9.67	8.3764	74.1882	87.28	133 Petts, Doug
13	82	9.83	8.3418	73.8817	86.92	1 Campbell, Bill
14	82	10.02	8.1836	72.4807	85.27	56 Soldini, David
15	68	8.51	7.9906	70.7711	83.26	117 Arthur, Justin
16	82	10.27	7.9844	70.7163	83.20	116 Arthur, Rhys
17	82	10.30	7.9612	70.5104	82.95	195 Nowak, Mark
18	80	10.15	7.8818	69.8072	82.13	192 Mc Kay, Craig
19	82	10.50	7.8095	69.1673	81.37	136 Elliott, Craig
20	80	10.26	7.7973	69.0588	81.25	124 Georgiou, Michael
21	79	10.19	7.7527	68.6640	80.78	62 Vardanega, Paul
22	80	10.32	7.7519	68.6573	80.77	92 Tinning, Darryl
23	83	10.87	7.6357	67.6277	79.56	161 Dwyer, Bernie
24	83	10.87	7.6357	67.6277	79.56	122 Damaso, Gary
25	81	10.70	7.5701	67.0467	78.88	194 Murray, Brendon
26	81	10.79	7.5070	66.4875	78.22	83 Blowers, Alain
27	77	10.38	7.4181	65.7007	77.29	81 Blowers, Linda
28	67	9.20	7.2826	64.5005	75.88	103 Croton, Dennis
29	81	11.34	7.1429	63.2628	74.43	196 Leeder, John
30	81	11.37	7.1240	63.0959	74.23	16 Hateley, Dean
31	84	11.87	7.0767	62.6765	73.74	25 Anderson, Natalie
32	78	11.09	7.0334	62.2930	73.29	23 Cooper, Dean
33	79	11.31	6.9850	61.8644	72.78	201 Williams, Peter
34	84	12.24	6.8627	60.7819	71.51	179 Mudge, Darren
35	67	9.88	6.7814	60.0612	70.66	101 Cottee, Ray
36	84	12.44	6.7524	59.8047	70.36	46 Carroll, Lex
37	82	12.16	6.7434	59.7251	70.26	91 Porras, Robert
38	83	12.31	6.7425	59.7168	70.26	197 Tabe, Glen
39	84	12.51	6.7146	59.4701	69.96	153 Opitz, Mic
40	83	12.57	6.6030	58.4816	68.80	36 Samson, Bryan
41	81	12.43	6.5165	57.7152	67.90	37 Samson, Michael
42	81	12.44	6.5113	57.6688	67.85	71 Palacio, Rey

OPEN -- Overall Stage Results
Victorian State Titles 18-20 Feb 2011
 Printed February 20, 2011 at 15:11



Stage 6 -- Stage 6 - Range 6

	PTS	TIME	HIT FACTOR	STAGE POINTS	STAGE PERCENT	COMPETITOR # Name
	43	83	12.79	6.4894	57.4757	67.62 21 Sleeth, Terence
	44	81	12.80	6.3281	56.0469	65.94 94 Shuey, Vin
	45	77	12.21	6.3063	55.8536	65.71 44 Cockburn, Michael
	46	83	13.26	6.2594	55.4384	65.22 85 Brammall, Graham
	47	80	13.12	6.0976	54.0048	63.54 130 Graham, Gina
	48	79	13.08	6.0398	53.4928	62.93 59 Adriaanse, John
	49	85	14.15	6.0071	53.2033	62.59 15 Lilley, Des
	50	79	13.53	5.8389	51.7137	60.84 114 Sharpe, Richard
	51	52	8.97	5.7971	51.3437	60.40 186 Durham, Justin
	52	84	14.54	5.7772	51.1671	60.20 10 Mitchell, Grant
	53	77	13.33	5.7764	51.1607	60.19 48 Cilia, Nathan
	54	83	14.39	5.7679	51.0850	60.10 73 Dickson, Ken
	55	83	14.39	5.7679	51.0850	60.10 70 Sarlija, Ivan
	56	85	14.76	5.7588	51.0046	60.01 199 Gillahan, Peter
	57	80	14.08	5.6818	50.3227	59.20 20 Rinaldi, Peter
	58	76	13.58	5.5965	49.5667	58.31 88 Spiller, Jane
	59	83	14.90	5.5705	49.3365	58.04 4 Martel, Arthur
	60	81	14.57	5.5594	49.2382	57.93 80 Howes, Eddie
	61	69	12.47	5.5333	49.0071	57.66 39 Reynolds, Dean
	62	77	13.97	5.5118	48.8170	57.43 31 Sheil, Mark
	63	84	15.34	5.4759	48.4987	57.06 210 Sleeth, Julie
	64	80	14.76	5.4201	48.0043	56.48 19 Blackmore, Peter
	65	83	16.45	5.0456	44.6878	52.57 107 Sullivan (Snr), Joe
	66	67	13.31	5.0338	44.5834	52.45 2 Campbell, Julie
	67	83	16.92	4.9054	43.4464	51.11 72 Barrie, Robert
	68	83	17.35	4.7839	42.3697	49.85 52 Cilia, Ian
	69	77	16.65	4.6246	40.9593	48.19 43 Ryan, Suzanne
	70	73	15.83	4.6115	40.8431	48.05 112 Griffin, Sue
	71	85	18.60	4.5699	40.4746	47.62 146 Hatch, Pamela
	72	69	15.38	4.4863	39.7346	46.75 76 Matthews, Rob
	73	83	19.55	4.2455	37.6017	44.24 38 Pohl, David
	74	83	20.67	4.0155	35.5643	41.84 115 Locke, Phil
	75	64	16.60	3.8554	34.1467	40.17 66 Sweeney, Bruce
	76	85	25.77	3.2984	29.2133	34.37 128 Miller, Russell
	77	75	23.01	3.2595	28.8683	33.96 42 Ryan, Frank
	78	70	25.06	2.7933	24.7396	29.11 95 Connors, John
	79	67	25.99	2.5779	22.8320	26.86 198 Hateley, Kim
	80	50	27.79	1.7992	15.9352	18.75 106 Moreland, Carol

STANDARD -- Overall Stage Results

Victorian State Titles 18-20 Feb 2011

Printed February 20, 2011 at 15:11




Stage 6 -- Stage 6 - Range 6

	PTS	TIME	HIT FACTOR	STAGE POINTS	STAGE PERCENT	COMPETITOR # Name
1	82	9.52	8.6134	85.0000	100.00	110 Constable, Tony
2	82	9.80	8.3673	82.5714	97.14	132 Mori, Mario
3	84	10.39	8.0847	79.7822	93.86	141 Panganiban, Joseph
4	78	9.88	7.8947	77.9076	91.66	155 Wilhelm, Bob
5	82	10.86	7.5506	74.5120	87.66	47 Bray, Nick
6	79	10.93	7.2278	71.3262	83.91	173 Angelopoulos, Louie
7	81	11.36	7.1303	70.3637	82.78	33 Mundy-Castle, Alastair
8	76	11.16	6.8100	67.2034	79.06	172 Young, Chris
9	81	11.97	6.7669	66.7779	78.56	102 Richardson, Sean
10	77	11.54	6.6724	65.8456	77.47	145 Hatch, Greg
11	79	12.04	6.5615	64.7504	76.18	162 Lim, Jamie
12	81	12.42	6.5217	64.3584	75.72	135 Lekja, Steve
13	83	12.76	6.5047	64.1903	75.52	181 Muscat, Peter
14	83	12.86	6.4541	63.6912	74.93	24 Brown, Richard
15	83	12.97	6.3994	63.1510	74.30	64 Loftes, Jonathan
16	75	11.77	6.3721	62.8821	73.98	109 Pearson, Ben
17	83	13.34	6.2219	61.3994	72.23	159 Dwyer, Terry
18	81	13.07	6.1974	61.1577	71.95	175 Petereit, Lonny
19	83	13.59	6.1074	60.2699	70.91	87 Schock, Ernie
20	83	13.74	6.0408	59.6120	70.13	90 Porras, Zosanne
21	80	13.31	6.0105	59.3136	69.78	204 Dyer, Glen
22	69	11.60	5.9483	58.6993	69.06	75 Joy, Dale
23	78	13.15	5.9316	58.5344	68.86	178 Buntine, Ryan
24	77	13.07	5.8914	58.1376	68.40	125 Walsh, Robert
25	71	12.22	5.8101	57.3362	67.45	139 Darvas, Charlie
26	79	13.76	5.7413	56.6566	66.65	97 Coates, Peter
27	81	14.11	5.7406	56.6500	66.65	183 Prendergast, Dennis
28	69	12.05	5.7261	56.5072	66.48	67 Moore, Craig
29	75	13.31	5.6349	55.6065	65.42	61 Arsenijevic, Sasha
30	75	13.39	5.6012	55.2742	65.03	182 Nicholls, Robert
31	64	11.77	5.4376	53.6594	63.13	193 Colbertaldo, Livio
32	79	14.55	5.4296	53.5804	63.04	120 Lee, Clinton
33	85	16.07	5.2894	52.1969	61.41	209 Abbott, Raj
34	77	14.93	5.1574	50.8947	59.88	158 Fleming, Jack
35	83	16.43	5.0517	49.8520	58.65	100 Pitt, Anita
36	66	13.23	4.9887	49.2296	57.92	148 Deans, John
37	79	16.10	4.9068	48.4221	56.97	206 Hanegraaf, Paul
38	81	16.59	4.8825	48.1815	56.68	134 Carne, Peter
39	69	14.22	4.8523	47.8841	56.33	131 Bush, Mark
40	75	15.71	4.7740	47.1115	55.43	208 Biddiscombe, Simon
41	73	16.25	4.4923	44.3314	52.15	98 Glasgow, Spence
42	85	19.05	4.4619	44.0318	51.80	150 Taverner, Rodney

STANDARD -- Overall Stage Results

Victorian State Titles 18-20 Feb 2011

Printed February 20, 2011 at 15:11



Stage 6 -- Stage 6 - Range 6

PTS	TIME	HIT FACTOR	STAGE POINTS	STAGE PERCENT	COMPETITOR #	Name
43	81	18.43	4.3950	43.3712	51.02	5 Ziccone, Sebastian
44	59	13.48	4.3769	43.1921	50.81	30 Worsley, Brent
45	75	17.24	4.3503	42.9305	50.51	164 Dailey, David
46	81	19.84	4.0827	40.2889	47.40	3 Craig, Jon
47	83	20.36	4.0766	40.2293	47.33	74 Joy, Dan
48	82	20.36	4.0275	39.7446	46.76	147 Bryce, Paul
49	81	21.60	3.7500	37.0061	43.54	111 Richardson, Lisa
50	79	22.14	3.5682	35.2121	41.43	65 Marshall, Murray
51	79	22.36	3.5331	34.8656	41.02	32 Reading, Peter
52	71	20.69	3.4316	33.8641	39.84	154 Opitz, Ben
53	41	12.09	3.3912	33.4657	39.37	151 Taverner, Alastair
54	85	26.07	3.2605	32.1751	37.85	144 Bone, Ken
55	69	21.61	3.1930	31.5091	37.07	9 Seddon, Scott
56	69	23.46	2.9412	29.0244	34.15	34 Shandley, Neville
57	48	17.21	2.7891	27.5234	32.38	180 Jellie, Stephen
58	81	33.35	2.4288	23.9680	28.20	127 Miller, Susanne
59	79	33.38	2.3667	23.3552	27.48	126 Dwyer, Dana
60	0	0.00	0.0000	0.0000	0.00	96 West, Susan

PRODUCTION -- Overall Stage Results

Victorian State Titles 18-20 Feb 2011

Printed February 20, 2011 at 15:11



Stage 6 -- Stage 6 - Range 6

	PTS	TIME	HIT FACTOR	STAGE POINTS	STAGE PERCENT	COMPETITOR # Name
1	81	9.57	8.4640	85.0000	100.00	170 Tueno, Gary
2	81	9.79	8.2737	83.0899	97.75	140 Page, Shane
3	85	10.65	7.9812	80.1521	94.30	57 Ellis, Chris
4	77	9.86	7.8093	78.4259	92.27	123 Langley, Paul
5	85	10.96	7.7555	77.8851	91.63	149 White, Gary
6	77	9.96	7.7309	77.6385	91.34	165 Hendrickson, Rick
7	83	11.65	7.1245	71.5481	84.17	166 Houston, Scott
8	75	10.68	7.0225	70.5238	82.97	89 Modra, Steven
9	73	10.52	6.9392	69.6872	81.98	189 Twemlow, Ross
10	71	10.25	6.9268	69.5633	81.84	143 Scott, Darren
11	83	12.70	6.5354	65.6327	77.21	22 Moon, Greg
12	85	13.23	6.4248	64.5216	75.91	29 Elisha, Simon
13	77	12.28	6.2704	62.9707	74.08	104 Young, Richard
14	75	11.99	6.2552	62.8186	73.90	41 Tanner, John
15	83	13.58	6.1119	61.3796	72.21	212 Rowatt, Ped
16	81	13.26	6.1086	61.3462	72.17	68 Whitfield, Simon
17	75	12.73	5.8916	59.1669	69.61	211 Morabito, Gregory
18	83	14.13	5.8740	58.9905	69.40	174 Angelopoulos, James
19	79	13.64	5.7918	58.1646	68.43	156 Keed, Adrian
20	77	13.48	5.7122	57.3650	67.49	6 Docherty, Terry
21	79	13.87	5.6957	57.2001	67.29	152 Cicolini, Paul
22	77	13.66	5.6369	56.6090	66.60	12 Brown, Steve
23	83	14.78	5.6157	56.3962	66.35	8 King, Geoff
24	77	13.75	5.6000	56.2385	66.16	13 Winnik, Daniel
25	75	13.40	5.5970	56.2085	66.13	188 Taylor, Scott
26	83	14.92	5.5630	55.8670	65.73	171 Wong, Steve
27	66	11.91	5.5416	55.6516	65.47	63 Hooper, Boyd
28	79	14.32	5.5168	55.4026	65.18	53 Rickard, Dane
29	83	15.08	5.5040	55.2742	65.03	138 Trotter, Andrew
30	69	13.03	5.2955	53.1803	62.57	167 Houston, Jarred
31	83	16.40	5.0610	50.8253	59.79	28 Cilia, Noel
32	79	15.77	5.0095	50.3085	59.19	11 Scott, Dave
33	81	16.23	4.9908	50.1201	58.96	60 Schenck, Fred
34	71	14.45	4.9135	49.3442	58.05	78 Hagiantoniou, Savvas
35	79	16.26	4.8585	48.7924	57.40	99 Turkkan, Erol
36	83	17.36	4.7811	48.0147	56.49	17 Chattington, Andrew
37	65	14.45	4.4983	45.1743	53.15	157 Ferro, Perry
38	77	17.13	4.4950	45.1418	53.11	84 O'Connor, Robert
39	63	14.13	4.4586	44.7759	52.68	79 Hagiantoniou, Stavros
40	83	20.00	4.1500	41.6768	49.03	18 Doherty, Peter
41	81	19.74	4.1033	41.2082	48.48	35 Sarelius, Carl
42	79	21.00	3.7619	37.7793	44.45	184 Osborne, Neil

PRODUCTION -- Overall Stage Results

Victorian State Titles 18-20 Feb 2011

Printed February 20, 2011 at 15:11



Stage 6 -- Stage 6 - Range 6

	PTS	TIME	HIT FACTOR	STAGE POINTS	STAGE PERCENT	COMPETITOR # Name
43	65	17.74	3.6640	36.7964	43.29	58 Josipovic, Robert
44	77	21.35	3.6066	36.2192	42.61	7 Mc Crae, Colin
45	71	20.01	3.5482	35.6334	41.92	190 Twemlow, Shane
46	77	21.80	3.5321	35.4715	41.73	121 Jarvis, Mark
47	48	13.66	3.5139	35.2888	41.52	105 Manwaring, Kip
48	58	16.92	3.4279	34.4250	40.50	14 Sullivan (Jnr), Joseph
49	60	18.19	3.2985	33.1256	38.97	27 Filzek, Sebastian
50	75	28.26	2.6539	26.6523	31.36	49 Cilia, Joanna
51	75	31.44	2.3855	23.9566	28.18	40 Micallef, Steven
52	37	17.72	2.0880	20.9693	24.67	137 Pallone, Stephen
53	77	49.81	1.5459	15.5246	18.26	54 Corradi, James
54	0	0.00	0.0000	0.0000	0.00	51 Lynch, Bill

OPEN -- Overall Stage Results
Victorian State Titles 18-20 Feb 2011
 Printed February 20, 2011 at 15:11



Stage 7 -- Stage 7 - Range 7

	PTS	TIME	HIT FACTOR	STAGE POINTS	STAGE PERCENT	COMPETITOR # Name
1	122	10.78	11.3173	125.0000	100.00	108 Mc Intosh, Brodie
2	113	11.22	10.0713	111.2383	88.99	77 Hagiantoniou, Paul
3	115	11.53	9.9740	110.1634	88.13	116 Arthur, Rhys
4	122	12.56	9.7134	107.2850	85.83	176 Kotsoglo, Kalan
5	123	12.91	9.5275	105.2320	84.19	117 Arthur, Justin
6	122	12.87	9.4794	104.7009	83.76	56 Soldini, David
7	122	12.88	9.4720	104.6196	83.70	92 Tinning, Darryl
8	121	13.04	9.2791	102.4889	81.99	129 Graham, Gareth
9	117	13.01	8.9931	99.3293	79.46	207 Vlacic, Robert
10	117	13.37	8.7509	96.6548	77.32	185 Fitzgerald, Damien
11	122	14.07	8.6709	95.7711	76.62	124 Georgiou, Michael
12	112	12.95	8.6486	95.5250	76.42	191 Moss, Andrew
13	104	12.10	8.5950	94.9329	75.95	45 Curtis, Damien
14	120	14.08	8.5227	94.1342	75.31	133 Petts, Doug
15	116	13.65	8.4982	93.8630	75.09	91 Porras, Robert
16	118	13.92	8.4770	93.6293	74.90	82 Blowers, Karla
17	102	12.35	8.2591	91.2225	72.98	69 Mc Conachie, David
18	112	13.67	8.1931	90.4937	72.39	186 Durham, Justin
19	116	14.18	8.1805	90.3547	72.28	195 Nowak, Mark
20	119	14.62	8.1395	89.9018	71.92	62 Vardanega, Paul
21	119	14.74	8.0733	89.1699	71.34	101 Cottee, Ray
22	115	14.39	7.9917	88.2686	70.61	103 Croton, Dennis
23	118	14.85	7.9461	87.7656	70.21	1 Campbell, Bill
24	117	15.16	7.7177	85.2424	68.19	83 Blowers, Alain
25	118	15.62	7.5544	83.4392	66.75	192 Mc Kay, Craig
26	117	15.62	7.4904	82.7320	66.19	81 Blowers, Linda
27	118	15.87	7.4354	82.1247	65.70	21 Sleeth, Terence
28	121	16.33	7.4097	81.8405	65.47	179 Mudge, Darren
29	111	15.09	7.3559	81.2461	65.00	23 Cooper, Dean
30	115	15.82	7.2693	80.2898	64.23	161 Dwyer, Bernie
31	109	15.26	7.1429	78.8934	63.11	113 Rohrich, Lee
32	120	16.99	7.0630	78.0112	62.41	201 Williams, Peter
33	99	14.05	7.0463	77.8266	62.26	194 Murray, Brendon
34	118	16.82	7.0155	77.4863	61.99	59 Adriaanse, John
35	114	16.36	6.9682	76.9645	61.57	197 Tabe, Glen
36	120	17.37	6.9085	76.3045	61.04	37 Samson, Michael
37	118	17.18	6.8685	75.8626	60.69	107 Sullivan (Snr), Joe
38	117	17.27	6.7748	74.8277	59.86	130 Graham, Gina
39	119	18.39	6.4709	71.4717	57.18	46 Carroll, Lex
40	121	18.91	6.3987	70.6745	56.54	94 Shuey, Vin
41	121	19.01	6.3651	70.3027	56.24	19 Blackmore, Peter
42	115	18.08	6.3606	70.2536	56.20	136 Elliott, Craig

OPEN -- Overall Stage Results
Victorian State Titles 18-20 Feb 2011
 Printed February 20, 2011 at 15:11



Stage 7 -- Stage 7 - Range 7

	PTS	TIME	HIT FACTOR	STAGE POINTS	STAGE PERCENT	COMPETITOR # Name
43	125	19.70	6.3452	70.0830	56.07	15 Lilley, Des
44	111	17.80	6.2360	68.8766	55.10	44 Cockburn, Michael
45	123	20.44	6.0176	66.4650	53.17	73 Dickson, Ken
46	125	20.81	6.0067	66.3448	53.08	10 Mitchell, Grant
47	92	15.65	5.8786	64.9296	51.94	36 Samson, Bryan
48	122	20.82	5.8598	64.7214	51.78	210 Sleeth, Julie
49	117	19.99	5.8529	64.6460	51.72	153 Opitz, Mic
50	118	20.38	5.7900	63.9509	51.16	42 Ryan, Frank
51	123	21.34	5.7638	63.6619	50.93	71 Palacio, Rey
52	102	17.83	5.7207	63.1856	50.55	85 Brammall, Graham
53	121	21.23	5.6995	62.9512	50.36	16 Hateley, Dean
54	123	21.66	5.6787	62.7214	50.18	76 Matthews, Rob
55	115	20.57	5.5907	61.7494	49.40	2 Campbell, Julie
56	123	22.20	5.5405	61.1957	48.96	80 Howes, Eddie
57	119	21.88	5.4388	60.0715	48.06	66 Sweeney, Bruce
58	93	17.12	5.4322	59.9996	48.00	114 Sharpe, Richard
59	123	22.75	5.4066	59.7163	47.77	112 Griffin, Sue
60	84	15.70	5.3503	59.0947	47.28	39 Reynolds, Dean
61	112	21.39	5.2361	57.8331	46.27	122 Damaso, Gary
62	121	23.35	5.1820	57.2358	45.79	199 Gillahan, Peter
63	119	23.21	5.1271	56.6292	45.30	70 Sarlija, Ivan
64	109	21.75	5.0115	55.3524	44.28	52 Cilia, Ian
65	117	23.71	4.9346	54.5034	43.60	196 Leeder, John
66	115	23.32	4.9314	54.4676	43.57	88 Spiller, Jane
67	116	24.44	4.7463	52.4235	41.94	31 Sheil, Mark
68	116	24.73	4.6907	51.8087	41.45	20 Rinaldi, Peter
69	123	26.87	4.5776	50.5599	40.45	4 Martel, Arthur
70	97	21.22	4.5712	50.4888	40.39	48 Cilia, Nathan
71	117	26.44	4.4251	48.8757	39.10	146 Hatch, Pamela
72	125	28.73	4.3509	48.0555	38.44	38 Pohl, David
73	120	27.76	4.3228	47.7453	38.20	43 Ryan, Suzanne
74	121	28.36	4.2666	47.1246	37.70	95 Connors, John
75	121	30.20	4.0066	44.2535	35.40	25 Anderson, Natalie
76	115	29.59	3.8864	42.9261	34.34	106 Moreland, Carol
77	92	27.21	3.3811	37.3446	29.88	72 Barrie, Robert
78	125	39.05	3.2010	35.3556	28.28	128 Miller, Russell
79	72	30.32	2.3747	26.2284	20.98	115 Locke, Phil
80	78	39.04	1.9980	22.0675	17.65	198 Hateley, Kim

STANDARD -- Overall Stage Results

Victorian State Titles 18-20 Feb 2011

Printed February 20, 2011 at 15:11



Stage 7 -- Stage 7 - Range 7

	PTS	TIME	HIT FACTOR	STAGE POINTS	STAGE PERCENT	COMPETITOR # Name
1	115	12.88	8.9286	125.0000	100.00	155 Wilhelm, Bob
2	117	13.32	8.7838	122.9730	98.38	110 Constable, Tony
3	118	15.10	7.8146	109.4040	87.52	9 Seddon, Scott
4	116	15.15	7.6568	107.1947	85.76	132 Mori, Mario
5	121	15.98	7.5720	106.0075	84.81	64 Loftes, Jonathan
6	117	15.72	7.4427	104.1985	83.36	173 Angelopoulos, Louie
7	117	15.78	7.4144	103.8023	83.04	141 Panganiban, Joseph
8	116	15.66	7.4074	103.7037	82.96	145 Hatch, Greg
9	118	16.08	7.3383	102.7363	82.19	135 Lekja, Steve
10	117	16.45	7.1125	99.5745	79.66	33 Mundy-Castle, Alastair
11	117	16.70	7.0060	98.0838	78.47	181 Muscat, Peter
12	111	16.48	6.7354	94.2961	75.44	193 Colbertaldo, Livio
13	123	18.90	6.5079	91.1111	72.89	183 Prendergast, Dennis
14	120	18.80	6.3830	89.3617	71.49	178 Buntine, Ryan
15	118	18.58	6.3509	88.9128	71.13	67 Moore, Craig
16	116	18.53	6.2601	87.6417	70.11	24 Brown, Richard
17	93	15.10	6.1589	86.2252	68.98	172 Young, Chris
18	107	17.40	6.1494	86.0920	68.87	139 Darvas, Charlie
19	109	17.81	6.1202	85.6822	68.55	109 Pearson, Ben
20	122	20.11	6.0666	84.9329	67.95	102 Richardson, Sean
21	121	20.08	6.0259	84.3625	67.49	159 Dwyer, Terry
22	86	14.88	5.7796	80.9140	64.73	47 Bray, Nick
23	100	17.32	5.7737	80.8314	64.67	75 Joy, Dale
24	115	20.02	5.7443	80.4196	64.34	148 Deans, John
25	117	20.42	5.7297	80.2155	64.17	204 Dyer, Glen
26	117	20.42	5.7297	80.2155	64.17	98 Glasgow, Spence
27	123	21.84	5.6319	78.8462	63.08	209 Abbott, Raj
28	107	19.11	5.5992	78.3883	62.71	61 Arsenijevic, Sasha
29	111	20.13	5.5142	77.1982	61.76	208 Biddiscombe, Simon
30	107	19.49	5.4900	76.8599	61.49	162 Lim, Jamie
31	105	19.26	5.4517	76.3240	61.06	182 Nicholls, Robert
32	115	21.27	5.4067	75.6935	60.55	175 Petereit, Lonny
33	116	22.00	5.2727	73.8182	59.05	125 Walsh, Robert
34	110	20.87	5.2707	73.7901	59.03	87 Schock, Ernie
35	125	23.87	5.2367	73.3138	58.65	97 Coates, Peter
36	109	21.00	5.1905	72.6667	58.13	131 Bush, Mark
37	104	20.46	5.0831	71.1632	56.93	100 Pitt, Anita
38	113	22.74	4.9692	69.5690	55.66	154 Opitz, Ben
39	105	21.79	4.8187	67.4621	53.97	30 Worsley, Brent
40	120	25.01	4.7981	67.1731	53.74	147 Bryce, Paul
41	119	25.43	4.6795	65.5132	52.41	134 Carne, Peter
42	109	23.90	4.5607	63.8494	51.08	120 Lee, Clinton

STANDARD -- Overall Stage Results

Victorian State Titles 18-20 Feb 2011

Printed February 20, 2011 at 15:11




Stage 7 -- Stage 7 - Range 7

	PTS	TIME	HIT FACTOR	STAGE POINTS	STAGE PERCENT	COMPETITOR # Name
43	113	24.87	4.5436	63.6108	50.89	74 Joy, Dan
44	93	20.83	4.4647	62.5060	50.00	90 Porras, Zosanne
45	105	25.94	4.0478	56.6692	45.34	206 Hanegraaf, Paul
46	121	29.95	4.0401	56.5609	45.25	111 Richardson, Lisa
47	109	26.99	4.0385	56.5395	45.23	151 Taverner, Alastair
48	117	33.64	3.4780	48.6920	38.95	32 Reading, Peter
49	98	28.47	3.4422	48.1911	38.55	3 Craig, Jon
50	121	36.80	3.2880	46.0326	36.83	150 Taverner, Rodney
51	87	26.50	3.2830	45.9623	36.77	164 Dailey, David
52	125	39.90	3.1328	43.8596	35.09	5 Ziccone, Sebastian
53	107	34.66	3.0871	43.2198	34.58	34 Shandley, Neville
54	121	42.97	2.8159	39.4229	31.54	144 Bone, Ken
55	76	27.03	2.8117	39.3637	31.49	180 Jellie, Stephen
56	98	35.06	2.7952	39.1329	31.31	65 Marshall, Murray
57	64	24.46	2.6165	36.6312	29.30	158 Fleming, Jack
58	113	49.29	2.2926	32.0958	25.68	126 Dwyer, Dana
59	89	61.21	1.4540	20.3561	16.28	127 Miller, Susanne
60	0	0.00	0.0000	0.0000	0.00	96 West, Susan

PRODUCTION -- Overall Stage Results

Victorian State Titles 18-20 Feb 2011

Printed February 20, 2011 at 15:11



Stage 7 -- Stage 7 - Range 7

	PTS	TIME	HIT FACTOR	STAGE POINTS	STAGE PERCENT	COMPETITOR # Name
1	123	16.48	7.4636	125.0000	100.00	89 Modra, Steven
2	101	13.56	7.4484	124.7452	99.80	170 Tueno, Gary
3	117	16.31	7.1735	120.1418	96.11	149 White, Gary
4	115	16.60	6.9277	116.0251	92.82	156 Keed, Adrian
5	111	16.03	6.9245	115.9716	92.78	143 Scott, Darren
6	115	16.77	6.8575	114.8489	91.88	57 Ellis, Chris
7	119	17.57	6.7729	113.4324	90.75	166 Houston, Scott
8	113	17.13	6.5966	110.4799	88.38	22 Moon, Greg
9	119	18.19	6.5421	109.5661	87.65	138 Trotter, Andrew
10	96	14.73	6.5173	109.1517	87.32	140 Page, Shane
11	105	16.59	6.3291	105.9998	84.80	63 Hooper, Boyd
12	113	17.87	6.3234	105.9049	84.72	41 Tanner, John
13	117	18.82	6.2168	104.1186	83.29	211 Morabito, Gregory
14	113	18.21	6.2054	103.9275	83.14	104 Young, Richard
15	121	19.88	6.0865	101.9368	81.55	212 Rowatt, Ped
16	115	18.94	6.0718	101.6904	81.35	188 Taylor, Scott
17	119	20.13	5.9116	99.0069	79.21	165 Hendrickson, Rick
18	115	19.49	5.9005	98.8207	79.06	13 Winnik, Daniel
19	115	19.56	5.8793	98.4671	78.77	105 Manwaring, Kip
20	111	18.94	5.8606	98.1533	78.52	171 Wong, Steve
21	121	20.98	5.7674	96.5922	77.27	79 Hagiantoniou, Stavros
22	107	18.60	5.7527	96.3458	77.08	6 Docherty, Terry
23	119	21.07	5.6478	94.5899	75.67	29 Elisha, Simon
24	119	21.18	5.6185	94.0986	75.28	12 Brown, Steve
25	104	18.81	5.5290	92.5991	74.08	189 Twemlow, Ross
26	123	22.28	5.5206	92.4596	73.97	8 King, Geoff
27	86	16.07	5.3516	89.6282	71.70	123 Langley, Paul
28	111	20.81	5.3340	89.3332	71.47	152 Cicolini, Paul
29	117	22.60	5.1770	86.7041	69.36	60 Schenck, Fred
30	119	23.35	5.0964	85.3537	68.28	28 Cilia, Noel
31	111	22.05	5.0340	84.3095	67.45	11 Scott, Dave
32	88	17.85	4.9300	82.5670	66.05	167 Houston, Jarred
33	101	20.83	4.8488	81.2071	64.97	157 Ferro, Perry
34	117	24.28	4.8188	80.7048	64.56	68 Whitfield, Simon
35	102	21.33	4.7820	80.0887	64.07	18 Doherty, Peter
36	121	25.68	4.7118	78.9137	63.13	17 Chattington, Andrew
37	115	24.51	4.6920	78.5808	62.86	174 Angelopoulos, James
38	109	23.65	4.6089	77.1894	61.75	53 Rickard, Dane
39	105	23.20	4.5259	75.7990	60.64	99 Turkkkan, Erol
40	113	25.95	4.3545	72.9295	58.34	84 O'Connor, Robert
41	121	28.18	4.2938	71.9129	57.53	184 Osborne, Neil
42	93	21.96	4.2350	70.9272	56.74	78 Hagiantoniou, Savvas

PRODUCTION -- Overall Stage Results

Victorian State Titles 18-20 Feb 2011

Printed February 20, 2011 at 15:11



Stage 7 -- Stage 7 - Range 7

	PTS	TIME	HIT FACTOR	STAGE POINTS	STAGE PERCENT	COMPETITOR # Name
43	119	29.94	3.9746	66.5667	53.25	7 Mc Crae, Colin
44	78	19.74	3.9514	66.1774	52.94	27 Filzek, Sebastian
45	119	32.78	3.6303	60.7995	48.64	58 Josipovic, Robert
46	109	30.35	3.5914	60.1492	48.12	137 Pallone, Stephen
47	82	23.03	3.5606	59.6324	47.71	190 Twemlow, Shane
48	125	36.84	3.3931	56.8267	45.46	35 Sarelius, Carl
49	108	33.02	3.2707	54.7783	43.82	121 Jarvis, Mark
50	115	37.87	3.0367	50.8586	40.69	40 Micallef, Steven
51	84	30.94	2.7149	45.4696	36.38	14 Sullivan (Jnr), Joseph
52	121	46.37	2.6094	43.7029	34.96	49 Cilia, Joanna
53	111	54.29	2.0446	34.2425	27.39	54 Corradi, James
54	0	0.00	0.0000	0.0000	0.00	51 Lynch, Bill

OPEN -- Overall Stage Results
Victorian State Titles 18-20 Feb 2011
 Printed February 20, 2011 at 15:11



Stage 8 -- Stage 8 - Range 8

	PTS	TIME	HIT FACTOR	STAGE POINTS	STAGE PERCENT	COMPETITOR # Name
1	93	10.67	8.7160	95.0000	100.00	108 Mc Intosh, Brodie
2	93	12.18	7.6355	83.2225	87.60	69 Mc Conachie, David
3	91	11.92	7.6342	83.2090	87.59	56 Soldini, David
4	91	12.09	7.5269	82.0390	86.36	45 Curtis, Damien
5	94	12.76	7.3668	80.2938	84.52	129 Graham, Gareth
6	92	12.60	7.3016	79.5834	83.77	176 Kotsoglo, Kalan
7	90	12.49	7.2058	78.5390	82.67	192 Mc Kay, Craig
8	90	12.56	7.1656	78.1012	82.21	82 Blowers, Karla
9	90	12.63	7.1259	77.6684	81.76	92 Tinning, Darryl
10	79	11.20	7.0536	76.8801	80.93	77 Hagiantoniou, Paul
11	77	11.20	6.8750	74.9338	78.88	103 Croton, Dennis
12	93	13.67	6.8032	74.1514	78.05	117 Arthur, Justin
13	85	12.54	6.7783	73.8799	77.77	207 Vlagic, Robert
14	91	13.46	6.7608	73.6888	77.57	179 Mudge, Darren
15	88	13.10	6.7176	73.2178	77.07	113 Rohrich, Lee
16	89	13.41	6.6368	72.3380	76.15	195 Nowak, Mark
17	89	13.49	6.5975	71.9090	75.69	91 Porras, Robert
18	86	13.14	6.5449	71.3359	75.09	194 Murray, Brendon
19	90	13.93	6.4609	70.4201	74.13	23 Cooper, Dean
20	92	14.70	6.2585	68.2143	71.80	136 Elliott, Craig
21	89	14.25	6.2456	68.0738	71.66	161 Dwyer, Bernie
22	89	14.36	6.1978	67.5524	71.11	186 Durham, Justin
23	87	14.04	6.1966	67.5394	71.09	81 Blowers, Linda
24	93	15.14	6.1427	66.9518	70.48	83 Blowers, Alain
25	94	15.64	6.0102	65.5083	68.96	25 Anderson, Natalie
26	84	14.41	5.8293	63.5361	66.88	191 Moss, Andrew
27	87	14.94	5.8233	63.4708	66.81	196 Leeder, John
28	95	16.40	5.7927	63.1371	66.46	101 Cottee, Ray
29	92	15.94	5.7716	62.9078	66.22	133 Petts, Doug
30	90	15.63	5.7582	62.7608	66.06	46 Carroll, Lex
31	94	16.33	5.7563	62.7403	66.04	197 Tabe, Glen
32	91	16.04	5.6733	61.8361	65.09	116 Arthur, Rhys
33	94	16.61	5.6592	61.6827	64.93	201 Williams, Peter
34	89	15.79	5.6365	61.4346	64.67	44 Cockburn, Michael
35	88	15.72	5.5980	61.0148	64.23	37 Samson, Michael
36	86	15.50	5.5484	60.4744	63.66	185 Fitzgerald, Damien
37	90	16.30	5.5215	60.1811	63.35	88 Spiller, Jane
38	89	16.26	5.4736	59.6588	62.80	36 Samson, Bryan
39	84	15.57	5.3950	58.8025	61.90	62 Vardanega, Paul
40	85	15.87	5.3560	58.3777	61.45	114 Sharpe, Richard
41	91	17.03	5.3435	58.2414	61.31	153 Opitz, Mic
42	94	17.70	5.3107	57.8841	60.93	80 Howes, Eddie

OPEN -- Overall Stage Results
Victorian State Titles 18-20 Feb 2011
 Printed February 20, 2011 at 15:11



Stage 8 -- Stage 8 - Range 8

	PTS	TIME	HIT FACTOR	STAGE POINTS	STAGE PERCENT	COMPETITOR # Name
43	87	16.63	5.2315	57.0206	60.02	85 Brammall, Graham
44	94	18.26	5.1479	56.1090	59.06	15 Lilley, Des
45	95	18.60	5.1075	55.6693	58.60	199 Gillahan, Peter
46	87	17.29	5.0318	54.8440	57.73	59 Adriaanse, John
47	93	18.60	5.0000	54.4973	57.37	73 Dickson, Ken
48	88	17.67	4.9802	54.2814	57.14	130 Graham, Gina
49	93	19.03	4.8870	53.2659	56.07	107 Sullivan (Snr), Joe
50	93	19.05	4.8819	53.2100	56.01	10 Mitchell, Grant
51	89	18.36	4.8475	52.8351	55.62	210 Sleeth, Julie
52	78	16.39	4.7590	51.8705	54.60	16 Hateley, Dean
53	91	19.23	4.7322	51.5783	54.29	122 Damaso, Gary
54	86	18.39	4.6765	50.9708	53.65	70 Sarlija, Ivan
55	76	16.26	4.6740	50.9446	53.63	21 Sleeth, Terence
56	94	20.92	4.4933	48.9746	51.55	4 Martel, Arthur
57	72	16.18	4.4499	48.5019	51.05	94 Shuey, Vin
58	91	20.54	4.4304	48.2888	50.83	19 Blackmore, Peter
59	89	21.03	4.2320	46.1271	48.55	2 Campbell, Julie
60	91	21.70	4.1935	45.7074	48.11	76 Matthews, Rob
61	79	18.84	4.1932	45.7037	48.11	48 Cilia, Nathan
62	88	21.00	4.1905	45.6739	48.08	42 Ryan, Frank
63	92	22.53	4.0834	44.5073	46.85	72 Barrie, Robert
64	71	17.45	4.0688	44.3474	46.68	39 Reynolds, Dean
65	92	22.77	4.0404	44.0382	46.36	95 Connors, John
66	79	19.57	4.0368	43.9989	46.31	112 Griffin, Sue
67	93	23.92	3.8880	42.3767	44.61	146 Hatch, Pamela
68	92	23.89	3.8510	41.9736	44.18	124 Georgiou, Michael
69	87	22.75	3.8242	41.6815	43.88	52 Cilia, Ian
70	87	25.39	3.4265	37.3475	39.31	43 Ryan, Suzanne
71	91	26.91	3.3816	36.8581	38.80	38 Pohl, David
72	87	26.38	3.2980	35.9459	37.84	71 Palacio, Rey
73	89	28.99	3.0700	33.4616	35.22	66 Sweeney, Bruce
74	74	24.87	2.9755	32.4310	34.14	31 Sheil, Mark
75	91	32.34	2.8139	30.6695	32.28	1 Campbell, Bill
76	79	29.03	2.7213	29.6610	31.22	115 Locke, Phil
77	74	28.16	2.6278	28.6421	30.15	20 Rinaldi, Peter
78	89	36.57	2.4337	26.5259	27.92	128 Miller, Russell
79	85	36.22	2.3468	25.5785	26.92	106 Moreland, Carol
80	31	46.91	0.6608	7.2028	7.58	198 Hateley, Kim

STANDARD -- Overall Stage Results

Victorian State Titles 18-20 Feb 2011

Printed February 20, 2011 at 15:11



Stage 8 -- Stage 8 - Range 8

	PTS	TIME	HIT FACTOR	STAGE POINTS	STAGE PERCENT	COMPETITOR # Name
1	93	14.13	6.5817	95.0000	100.00	132 Mori, Mario
2	84	14.62	5.7456	82.9306	87.30	155 Wilhelm, Bob
3	74	12.97	5.7055	82.3521	86.69	64 Loftes, Jonathan
4	90	16.60	5.4217	78.2559	82.37	47 Bray, Nick
5	89	17.02	5.2291	75.4768	79.45	183 Prendergast, Dennis
6	77	14.78	5.2097	75.1968	79.15	173 Angelopoulos, Louie
7	92	17.67	5.2066	75.1509	79.11	102 Richardson, Sean
8	85	16.53	5.1422	74.2214	78.13	110 Constable, Tony
9	86	16.85	5.1039	73.6684	77.55	33 Mundy-Castle, Alastair
10	76	15.06	5.0465	72.8402	76.67	75 Joy, Dale
11	93	18.46	5.0379	72.7167	76.54	9 Seddon, Scott
12	90	18.04	4.9889	72.0093	75.80	145 Hatch, Greg
13	89	18.01	4.9417	71.3279	75.08	181 Muscat, Peter
14	88	17.83	4.9355	71.2384	74.99	141 Panganiban, Joseph
15	92	18.88	4.8729	70.3345	74.04	178 Buntine, Ryan
16	86	18.12	4.7461	68.5051	72.11	162 Lim, Jamie
17	91	19.49	4.6691	67.3926	70.94	67 Moore, Craig
18	83	18.12	4.5806	66.1154	69.60	159 Dwyer, Terry
19	82	18.10	4.5304	65.3910	68.83	172 Young, Chris
20	90	19.91	4.5203	65.2460	68.68	24 Brown, Richard
21	85	19.07	4.4573	64.3356	67.72	125 Walsh, Robert
22	79	18.07	4.3719	63.1033	66.42	87 Schock, Ernie
23	75	17.28	4.3403	62.6470	65.94	139 Darvas, Charlie
24	86	19.89	4.3238	62.4089	65.69	135 Lekja, Steve
25	89	22.65	3.9294	56.7159	59.70	134 Carne, Peter
26	87	22.29	3.9031	56.3368	59.30	100 Pitt, Anita
27	74	19.39	3.8164	55.0854	57.98	97 Coates, Peter
28	72	18.99	3.7915	54.7256	57.61	98 Glasgow, Spence
29	87	22.97	3.7875	54.6690	57.55	182 Nicholls, Robert
30	85	23.54	3.6109	52.1189	54.86	175 Petereit, Lonny
31	72	20.20	3.5644	51.4475	54.16	30 Worsley, Brent
32	83	23.59	3.5184	50.7847	53.46	74 Joy, Dan
33	75	21.38	3.5080	50.6333	53.30	204 Dyer, Glen
34	85	24.53	3.4651	50.0154	52.65	208 Biddiscombe, Simon
35	87	25.63	3.3945	48.9952	51.57	151 Taverner, Alastair
36	72	21.47	3.3535	48.4042	50.95	158 Fleming, Jack
37	70	20.89	3.3509	48.3663	50.91	90 Porras, Zosanne
38	89	27.69	3.2142	46.3927	48.83	164 Dailey, David
39	79	24.62	3.2088	46.3150	48.75	206 Hanegraaf, Paul
40	75	23.59	3.1793	45.8898	48.31	154 Opitz, Ben
41	55	17.34	3.1719	45.7822	48.19	193 Colbertaldo, Livio
42	87	27.56	3.1567	45.5641	47.96	148 Deans, John

STANDARD -- Overall Stage Results

Victorian State Titles 18-20 Feb 2011

Printed February 20, 2011 at 15:11



Stage 8 -- Stage 8 - Range 8

	PTS	TIME	HIT FACTOR	STAGE POINTS	STAGE PERCENT	COMPETITOR # Name
43	83	26.48	3.1344	45.2421	47.62	120 Lee, Clinton
44	89	28.73	3.0978	44.7133	47.07	131 Bush, Mark
45	81	26.70	3.0337	43.7881	46.09	209 Abbott, Raj
46	90	30.59	2.9421	42.4664	44.70	147 Bryce, Paul
47	68	24.51	2.7744	40.0450	42.15	109 Pearson, Ben
48	87	31.90	2.7273	39.3651	41.44	180 Jellie, Stephen
49	78	30.18	2.5845	37.3042	39.27	144 Bone, Ken
50	79	30.94	2.5533	36.8544	38.79	65 Marshall, Murray
51	83	32.75	2.5344	36.5805	38.51	111 Richardson, Lisa
52	59	26.25	2.2476	32.4418	34.15	32 Reading, Peter
53	91	44.52	2.0440	29.5032	31.06	150 Taverner, Rodney
54	93	46.53	1.9987	28.8491	30.37	5 Ziccone, Sebastian
55	51	25.65	1.9883	28.6989	30.21	61 Arsenijevic, Sasha
56	85	47.74	1.7805	25.6992	27.05	127 Miller, Susanne
57	73	41.21	1.7714	25.5684	26.91	34 Shandley, Neville
58	39	30.30	1.2871	18.5783	19.56	3 Craig, Jon
59	0	0.00	0.0000	0.0000	0.00	96 West, Susan
60	0	25.94	0.0000	0.0000	0.00	126 Dwyer, Dana

PRODUCTION -- Overall Stage Results

Victorian State Titles 18-20 Feb 2011

Printed February 20, 2011 at 15:11



Stage 8 -- Stage 8 - Range 8

	PTS	TIME	HIT FACTOR	STAGE POINTS	STAGE PERCENT	COMPETITOR # Name
1	93	13.63	6.8232	95.0000	100.00	170 Tueno, Gary
2	91	14.72	6.1821	86.0736	90.60	165 Hendrickson, Rick
3	89	14.74	6.0380	84.0677	88.49	123 Langley, Paul
4	87	16.40	5.3049	73.8605	77.75	140 Page, Shane
5	91	17.18	5.2969	73.7488	77.63	41 Tanner, John
6	85	16.11	5.2762	73.4615	77.33	143 Scott, Darren
7	89	16.88	5.2725	73.4098	77.27	68 Whitfield, Simon
8	89	16.99	5.2384	72.9345	76.77	166 Houston, Scott
9	93	17.95	5.1811	72.1365	75.93	22 Moon, Greg
10	85	17.27	4.9218	68.5272	72.13	149 White, Gary
11	91	18.64	4.8820	67.9723	71.55	189 Twemlow, Ross
12	83	17.05	4.8680	67.7782	71.35	14 Sullivan (Jnr), Joseph
13	89	19.05	4.6719	65.0476	68.47	212 Rowatt, Ped
14	93	20.10	4.6269	64.4204	67.81	57 Ellis, Chris
15	93	20.27	4.5881	63.8801	67.24	12 Brown, Steve
16	75	16.84	4.4537	62.0091	65.27	29 Elisha, Simon
17	72	16.25	4.4308	61.6901	64.94	6 Docherty, Terry
18	77	17.47	4.4076	61.3669	64.60	138 Trotter, Andrew
19	79	18.02	4.3840	61.0392	64.25	104 Young, Richard
20	83	19.05	4.3570	60.6624	63.86	11 Scott, Dave
21	89	20.47	4.3478	60.5353	63.72	211 Morabito, Gregory
22	87	20.20	4.3069	59.9659	63.12	171 Wong, Steve
23	72	17.16	4.1958	58.4187	61.49	89 Modra, Steven
24	85	20.50	4.1463	57.7300	60.77	18 Doherty, Peter
25	81	19.70	4.1117	57.2473	60.26	188 Taylor, Scott
26	68	16.98	4.0047	55.7581	58.69	156 Keed, Adrian
27	85	22.09	3.8479	53.5747	56.39	28 Cilia, Noel
28	81	21.14	3.8316	53.3478	56.16	137 Pallone, Stephen
29	91	24.05	3.7838	52.6821	55.45	13 Winnik, Daniel
30	74	20.34	3.6382	50.6544	53.32	53 Rickard, Dane
31	87	24.10	3.6100	50.2619	52.91	17 Chattington, Andrew
32	89	24.76	3.5945	50.0467	52.68	174 Angelopoulos, James
33	66	19.33	3.4144	47.5388	50.04	105 Manwaring, Kip
34	85	25.38	3.3491	46.6298	49.08	157 Ferro, Perry
35	73	21.91	3.3318	46.3892	48.83	78 Hagiantoniou, Savvas
36	62	19.10	3.2461	45.1955	47.57	63 Hooper, Boyd
37	79	24.48	3.2271	44.9316	47.30	60 Schenck, Fred
38	83	26.24	3.1631	44.0404	46.36	7 Mc Crae, Colin
39	83	27.02	3.0718	42.7690	45.02	184 Osborne, Neil
40	61	20.12	3.0318	42.2122	44.43	79 Hagiantoniou, Stavros
41	81	26.89	3.0123	41.9402	44.15	8 King, Geoff
42	81	26.92	3.0089	41.8935	44.10	84 O'Connor, Robert

PRODUCTION -- Overall Stage Results

Victorian State Titles 18-20 Feb 2011

Printed February 20, 2011 at 15:11



Stage 8 -- Stage 8 - Range 8

	PTS	TIME	HIT FACTOR	STAGE POINTS	STAGE PERCENT	COMPETITOR # Name
43	68	22.78	2.9851	41.5615	43.75	167 Houston, Jarred
44	77	25.83	2.9810	41.5052	43.69	190 Twemlow, Shane
45	89	31.28	2.8453	39.6150	41.70	58 Josipovic, Robert
46	69	24.64	2.8003	38.9893	41.04	99 Turkkan, Erol
47	60	26.68	2.2489	31.3114	32.96	27 Filzek, Sebastian
48	66	33.73	1.9567	27.2436	28.68	121 Jarvis, Mark
49	40	21.20	1.8868	26.2700	27.65	152 Cicolini, Paul
50	77	41.58	1.8519	25.7836	27.14	49 Cilia, Joanna
51	87	47.14	1.8456	25.6960	27.05	54 Corradi, James
52	87	49.20	1.7683	24.6201	25.92	35 Sarelius, Carl
53	32	75.21	0.4255	5.9239	6.24	40 Micallef, Steven
54	0	0.00	0.0000	0.0000	0.00	51 Lynch, Bill

OPEN -- Overall Stage Results
Victorian State Titles 18-20 Feb 2011
 Printed February 20, 2011 at 15:11



Stage 9 -- Stage 9 - Range 9

	PTS	TIME	HIT FACTOR	STAGE POINTS	STAGE PERCENT	COMPETITOR # Name
1	44	3.05	14.4262	45.0000	100.00	69 Mc Conachie, David
2	44	3.07	14.3322	44.7068	99.35	117 Arthur, Justin
3	45	3.24	13.8889	43.3239	96.28	129 Graham, Gareth
4	45	3.33	13.5135	42.1529	93.67	116 Arthur, Rhys
5	45	3.34	13.4731	42.0267	93.39	108 Mc Intosh, Brodie
6	45	3.35	13.4328	41.9013	93.11	62 Vardanega, Paul
7	43	3.28	13.1098	40.8935	90.87	101 Cottee, Ray
8	45	3.51	12.8205	39.9913	88.87	1 Campbell, Bill
9	45	3.55	12.6761	39.5406	87.87	56 Soldini, David
10	45	3.60	12.5000	38.9915	86.65	207 Vlagic, Robert
11	45	3.60	12.5000	38.9915	86.65	191 Moss, Andrew
12	45	3.71	12.1294	37.8354	84.08	186 Durham, Justin
13	43	3.56	12.0787	37.6772	83.73	124 Georgiou, Michael
14	44	3.70	11.8919	37.0946	82.43	103 Croton, Dennis
15	45	3.88	11.5979	36.1777	80.39	197 Tabe, Glen
16	45	3.89	11.5681	36.0847	80.19	82 Blowers, Karla
17	45	4.07	11.0565	34.4888	76.64	25 Anderson, Natalie
18	45	4.10	10.9756	34.2364	76.08	195 Nowak, Mark
19	44	4.03	10.9181	34.0571	75.68	113 Rohrich, Lee
20	45	4.21	10.6888	33.3419	74.09	37 Samson, Michael
21	45	4.29	10.4895	32.7201	72.71	176 Kotsoglo, Kalan
22	45	4.30	10.4651	32.6440	72.54	133 Petts, Doug
23	43	4.17	10.3118	32.1656	71.48	36 Samson, Bryan
24	45	4.42	10.1810	31.7578	70.57	46 Carroll, Lex
25	45	4.65	9.6774	30.1870	67.08	201 Williams, Peter
26	43	4.47	9.6197	30.0069	66.68	91 Porras, Robert
27	45	4.69	9.5949	29.9295	66.51	48 Cilia, Nathan
28	45	4.69	9.5949	29.9295	66.51	21 Sleeth, Terence
29	45	4.77	9.4340	29.4275	65.39	83 Blowers, Alain
30	44	4.67	9.4218	29.3897	65.31	194 Murray, Brendon
31	41	4.41	9.2971	29.0005	64.45	23 Cooper, Dean
32	44	4.75	9.2632	28.8947	64.21	161 Dwyer, Bernie
33	44	4.76	9.2437	28.8340	64.08	136 Elliott, Craig
34	45	5.02	8.9641	27.9620	62.14	76 Matthews, Rob
35	45	5.09	8.8409	27.5775	61.28	80 Howes, Eddie
36	45	5.18	8.6873	27.0983	60.22	94 Shuey, Vin
37	45	5.36	8.3955	26.1883	58.20	4 Martel, Arthur
38	44	5.32	8.2707	25.7989	57.33	92 Tinning, Darryl
39	45	5.45	8.2569	25.7558	57.24	71 Palacio, Rey
40	45	5.55	8.1081	25.2918	56.20	15 Lilley, Des
41	45	5.63	7.9929	24.9324	55.41	128 Miller, Russell
42	45	5.77	7.7990	24.3274	54.06	196 Leeder, John

OPEN -- Overall Stage Results
Victorian State Titles 18-20 Feb 2011
 Printed February 20, 2011 at 15:11



Stage 9 -- Stage 9 - Range 9

	PTS	TIME	HIT FACTOR	STAGE POINTS	STAGE PERCENT	COMPETITOR # Name
43	45	5.84	7.7055	24.0358	53.41	114 Sharpe, Richard
44	30	3.92	7.6531	23.8723	53.05	192 Mc Kay, Craig
45	45	5.90	7.6271	23.7914	52.87	130 Graham, Gina
46	45	5.90	7.6271	23.7914	52.87	2 Campbell, Julie
47	45	6.19	7.2698	22.6768	50.39	10 Mitchell, Grant
48	45	6.25	7.2000	22.4591	49.91	73 Dickson, Ken
49	45	6.26	7.1885	22.4232	49.83	70 Sarlija, Ivan
50	45	6.35	7.0866	22.1054	49.12	72 Barrie, Robert
51	29	4.14	7.0048	21.8503	48.56	45 Curtis, Damien
52	45	6.62	6.7976	21.2038	47.12	88 Spiller, Jane
53	45	7.13	6.3114	19.6871	43.75	39 Reynolds, Dean
54	45	7.28	6.1813	19.2815	42.85	199 Gillahan, Peter
55	45	7.39	6.0893	18.9945	42.21	19 Blackmore, Peter
56	45	7.49	6.0080	18.7409	41.65	210 Sleeth, Julie
57	45	7.53	5.9761	18.6413	41.43	112 Griffin, Sue
58	45	7.67	5.8670	18.3011	40.67	38 Pohl, David
59	45	7.72	5.8290	18.1826	40.41	179 Mudge, Darren
60	44	7.60	5.7895	18.0592	40.13	42 Ryan, Frank
61	45	7.91	5.6890	17.7458	39.44	43 Ryan, Suzanne
62	45	8.18	5.5012	17.1601	38.13	106 Moreland, Carol
63	29	5.46	5.3114	16.5678	36.82	44 Cockburn, Michael
64	45	8.85	5.0847	15.8609	35.25	59 Adriaanse, John
65	28	5.59	5.0089	15.6245	34.72	16 Hateley, Dean
66	45	9.50	4.7368	14.7757	32.83	95 Connors, John
67	45	9.65	4.6632	14.5460	32.32	31 Sheil, Mark
68	45	10.65	4.2254	13.1802	29.29	146 Hatch, Pamela
69	44	10.47	4.2025	13.1089	29.13	20 Rinaldi, Peter
70	45	10.88	4.1360	12.9016	28.67	153 Opitz, Mic
71	44	10.67	4.1237	12.8632	28.58	122 Damaso, Gary
72	45	11.36	3.9613	12.3565	27.46	85 Brammall, Graham
73	45	11.45	3.9301	12.2593	27.24	77 Hagiantonou, Paul
74	45	11.58	3.8860	12.1217	26.94	107 Sullivan (Snr), Joe
75	43	12.14	3.5420	11.0487	24.55	52 Cilia, Ian
76	45	12.72	3.5377	11.0353	24.52	81 Blowers, Linda
77	30	8.71	3.4443	10.7439	23.88	115 Locke, Phil
78	45	16.04	2.8055	8.7512	19.45	66 Sweeney, Bruce
79	45	16.79	2.6802	8.3603	18.58	185 Fitzgerald, Damien
80	30	27.94	1.0737	3.3493	7.44	198 Hateley, Kim

STANDARD -- Overall Stage Results

Victorian State Titles 18-20 Feb 2011

Printed February 20, 2011 at 15:11




Stage 9 -- Stage 9 - Range 9

	PTS	TIME	HIT FACTOR	STAGE POINTS	STAGE PERCENT	COMPETITOR # Name
1	45	3.57	12.6050	45.0000	100.00	155 Wilhelm, Bob
2	42	3.40	12.3529	44.1000	98.00	64 Loftes, Jonathan
3	45	4.12	10.9223	38.9927	86.65	178 Buntine, Ryan
4	45	4.12	10.9223	38.9927	86.65	110 Constable, Tony
5	44	4.04	10.8911	38.8812	86.40	47 Bray, Nick
6	45	4.17	10.7914	38.5252	85.61	173 Angelopoulos, Louie
7	44	4.15	10.6024	37.8506	84.11	181 Muscat, Peter
8	45	4.25	10.5882	37.8000	84.00	162 Lim, Jamie
9	44	4.22	10.4265	37.2227	82.72	132 Mori, Mario
10	43	4.18	10.2871	36.7249	81.61	193 Colbertaldo, Livio
11	45	4.38	10.2740	36.6781	81.51	141 Panganiban, Joseph
12	45	4.53	9.9338	35.4636	78.81	102 Richardson, Sean
13	45	4.57	9.8468	35.1532	78.12	33 Mundy-Castle, Alastair
14	45	4.64	9.6983	34.6228	76.94	145 Hatch, Greg
15	45	4.68	9.6154	34.3269	76.28	182 Nicholls, Robert
16	44	4.73	9.3023	33.2093	73.80	67 Moore, Craig
17	45	4.85	9.2784	33.1237	73.61	131 Bush, Mark
18	45	4.86	9.2593	33.0556	73.46	75 Joy, Dale
19	45	4.89	9.2025	32.8528	73.01	98 Glasgow, Spence
20	43	4.68	9.1880	32.8013	72.89	61 Arsenijevic, Sasha
21	45	5.00	9.0000	32.1300	71.40	208 Biddiscombe, Simon
22	45	5.05	8.9109	31.8119	70.69	159 Dwyer, Terry
23	45	5.13	8.7719	31.3158	69.59	100 Pitt, Anita
24	45	5.15	8.7379	31.1942	69.32	87 Schock, Ernie
25	43	4.93	8.7221	31.1379	69.20	30 Worsley, Brent
26	45	5.17	8.7041	31.0735	69.05	125 Walsh, Robert
27	45	5.20	8.6538	30.8942	68.65	24 Brown, Richard
28	45	5.21	8.6372	30.8349	68.52	139 Darvas, Charlie
29	43	5.09	8.4479	30.1591	67.02	90 Porras, Zosanne
30	44	5.42	8.1181	28.9815	64.40	204 Dyer, Glen
31	45	6.15	7.3171	26.1220	58.05	148 Deans, John
32	45	6.18	7.2816	25.9951	57.77	135 Lekja, Steve
33	45	6.22	7.2347	25.8280	57.40	206 Hanegraaf, Paul
34	45	6.24	7.2115	25.7452	57.21	74 Joy, Dan
35	45	6.33	7.1090	25.3791	56.40	175 Petereit, Lonny
36	43	6.12	7.0261	25.0833	55.74	134 Carne, Peter
37	41	6.00	6.8333	24.3950	54.21	9 Seddon, Scott
38	45	6.69	6.7265	24.0135	53.36	209 Abbott, Raj
39	41	6.17	6.6451	23.7229	52.72	127 Miller, Susanne
40	45	7.07	6.3649	22.7228	50.50	5 Ziccone, Sebastian
41	45	7.20	6.2500	22.3125	49.58	154 Opitz, Ben
42	45	7.27	6.1898	22.0977	49.11	150 Taverner, Rodney

STANDARD -- Overall Stage Results

Victorian State Titles 18-20 Feb 2011

Printed February 20, 2011 at 15:11




Stage 9 -- Stage 9 - Range 9

	PTS	TIME	HIT FACTOR	STAGE POINTS	STAGE PERCENT	COMPETITOR # Name
43	43	7.00	6.1429	21.9300	48.73	164 Dailey, David
44	45	7.66	5.8747	20.9726	46.61	111 Richardson, Lisa
45	45	7.84	5.7398	20.4911	45.54	3 Craig, Jon
46	45	7.90	5.6962	20.3354	45.19	144 Bone, Ken
47	45	7.92	5.6818	20.2841	45.08	147 Bryce, Paul
48	45	7.95	5.6604	20.2075	44.91	32 Reading, Peter
49	44	7.98	5.5138	19.6842	43.74	183 Prendergast, Dennis
50	45	8.19	5.4945	19.6154	43.59	109 Pearson, Ben
51	43	8.30	5.1807	18.4952	41.10	65 Marshall, Murray
52	45	9.30	4.8387	17.2742	38.39	180 Jellie, Stephen
53	45	9.80	4.5918	16.3929	36.43	97 Coates, Peter
54	45	10.02	4.4910	16.0329	35.63	126 Dwyer, Dana
55	45	10.23	4.3988	15.7038	34.90	120 Lee, Clinton
56	45	10.23	4.3988	15.7038	34.90	172 Young, Chris
57	30	7.78	3.8560	13.7661	30.59	34 Shandley, Neville
58	24	9.86	2.4341	8.6897	19.31	151 Taverner, Alastair
59	45	23.17	1.9422	6.9335	15.41	158 Fleming, Jack
60	0	0.00	0.0000	0.0000	0.00	96 West, Susan

PRODUCTION -- Overall Stage Results

Victorian State Titles 18-20 Feb 2011

Printed February 20, 2011 at 15:11



Stage 9 -- Stage 9 - Range 9

	PTS	TIME	HIT FACTOR	STAGE POINTS	STAGE PERCENT	COMPETITOR # Name
1	43	3.63	11.8457	45.0000	100.00	143 Scott, Darren
2	45	4.01	11.2219	42.6303	94.73	57 Ellis, Chris
3	45	4.19	10.7399	40.7990	90.66	68 Whitfield, Simon
4	43	4.08	10.5392	40.0368	88.97	138 Trotter, Andrew
5	37	3.56	10.3933	39.4823	87.74	170 Tueno, Gary
6	43	4.14	10.3865	39.4565	87.68	188 Taylor, Scott
7	45	4.36	10.3211	39.2082	87.13	41 Tanner, John
8	43	4.28	10.0467	38.1659	84.81	123 Langley, Paul
9	45	4.48	10.0446	38.1580	84.80	149 White, Gary
10	43	4.36	9.8624	37.4656	83.26	89 Modra, Steven
11	45	4.62	9.7403	37.0017	82.23	140 Page, Shane
12	45	4.69	9.5949	36.4494	81.00	14 Sullivan (Jnr), Joseph
13	45	4.74	9.4937	36.0649	80.14	212 Rowatt, Ped
14	43	4.72	9.1102	34.6081	76.91	63 Hooper, Boyd
15	45	4.94	9.1093	34.6048	76.90	13 Winnik, Daniel
16	45	5.19	8.6705	32.9379	73.20	18 Doherty, Peter
17	45	5.21	8.6372	32.8115	72.91	105 Manwaring, Kip
18	45	5.24	8.5878	32.6236	72.50	190 Twemlow, Shane
19	45	5.25	8.5714	32.5615	72.36	17 Chattington, Andrew
20	45	5.28	8.5227	32.3765	71.95	171 Wong, Steve
21	45	5.32	8.4586	32.1330	71.41	165 Hendrickson, Rick
22	45	5.32	8.4586	32.1330	71.41	167 Houston, Jarred
23	45	5.33	8.4428	32.0727	71.27	166 Houston, Scott
24	45	5.42	8.3026	31.5402	70.09	8 King, Geoff
25	45	5.48	8.2117	31.1948	69.32	11 Scott, Dave
26	43	5.30	8.1132	30.8208	68.49	156 Keed, Adrian
27	43	5.35	8.0374	30.5327	67.85	152 Cicolini, Paul
28	45	5.60	8.0357	30.5264	67.84	189 Twemlow, Ross
29	45	5.61	8.0214	30.4720	67.72	60 Schenck, Fred
30	45	5.64	7.9787	30.3099	67.36	211 Morabito, Gregory
31	45	5.66	7.9505	30.2028	67.12	29 Elisha, Simon
32	45	5.67	7.9365	30.1495	67.00	22 Moon, Greg
33	45	5.81	7.7453	29.4230	65.38	27 Filzek, Sebastian
34	45	5.94	7.5758	28.7791	63.95	157 Ferro, Perry
35	43	5.85	7.3504	27.9231	62.05	28 Cilia, Noel
36	45	6.20	7.2581	27.5722	61.27	58 Josipovic, Robert
37	45	6.28	7.1656	27.2210	60.49	79 Hagiantoniou, Stavros
38	41	5.95	6.8908	26.1769	58.17	6 Docherty, Terry
39	45	6.84	6.5789	24.9924	55.54	104 Young, Richard
40	43	6.72	6.3988	24.3080	54.02	78 Hagiantoniou, Savvas
41	45	8.70	5.1724	19.6492	43.66	12 Brown, Steve
42	45	9.29	4.8439	18.4013	40.89	35 Sarelius, Carl

PRODUCTION -- Overall Stage Results

Victorian State Titles 18-20 Feb 2011

Printed February 20, 2011 at 15:11



Stage 9 -- Stage 9 - Range 9

	PTS	TIME	HIT FACTOR	STAGE POINTS	STAGE PERCENT	COMPETITOR # Name
43	45	9.52	4.7269	17.9567	39.90	53 Rickard, Dane
44	45	10.42	4.3186	16.4057	36.46	49 Cilia, Joanna
45	45	10.94	4.1133	15.6259	34.72	84 O'Connor, Robert
46	45	11.36	3.9613	15.0482	33.44	121 Jarvis, Mark
47	45	11.66	3.8593	14.6610	32.58	54 Corradi, James
48	45	11.87	3.7911	14.4017	32.00	184 Osborne, Neil
49	45	12.04	3.7375	14.1983	31.55	137 Pallone, Stephen
50	45	14.38	3.1293	11.8879	26.42	99 Turkkan, Erol
51	45	14.46	3.1120	11.8221	26.27	174 Angelopoulos, James
52	45	15.89	2.8320	10.7582	23.91	40 Micallef, Steven
53	45	17.12	2.6285	9.9853	22.19	7 Mc Crae, Colin
54	0	0.00	0.0000	0.0000	0.00	51 Lynch, Bill

OPEN -- Overall Stage Results
Victorian State Titles 18-20 Feb 2011
 Printed February 20, 2011 at 15:11



Stage 10 -- Stage 10 - Range 10

	PTS	TIME	HIT FACTOR	STAGE POINTS	STAGE PERCENT	COMPETITOR # Name
1	97	11.18	8.6762	100.0000	100.00	108 Mc Intosh, Brodie
2	93	10.84	8.5793	98.8835	98.88	116 Arthur, Rhys
3	95	11.43	8.3115	95.7960	95.80	103 Croton, Dennis
4	98	11.89	8.2422	94.9980	95.00	77 Hagiantoniou, Paul
5	99	12.22	8.1015	93.3757	93.38	129 Graham, Gareth
6	100	12.35	8.0972	93.3261	93.33	56 Soldini, David
7	97	12.16	7.9770	91.9408	91.94	194 Murray, Brendon
8	98	13.02	7.5269	86.7531	86.75	113 Rohrich, Lee
9	95	12.71	7.4744	86.1486	86.15	186 Durham, Justin
10	97	13.11	7.3989	85.2784	85.28	176 Kotsoglo, Kalan
11	99	13.43	7.3716	84.9629	84.96	185 Fitzgerald, Damien
12	96	13.07	7.3451	84.6576	84.66	45 Curtis, Damien
13	99	13.68	7.2368	83.4102	83.41	92 Tinning, Darryl
14	95	13.43	7.0737	81.5300	81.53	69 Mc Conachie, David
15	96	13.71	7.0022	80.7056	80.71	82 Blowers, Karla
16	99	14.26	6.9425	80.0176	80.02	83 Blowers, Alain
17	99	14.27	6.9376	79.9616	79.96	91 Porras, Robert
18	100	14.48	6.9061	79.5979	79.60	161 Dwyer, Bernie
19	99	14.38	6.8846	79.3499	79.35	25 Anderson, Natalie
20	98	14.35	6.8293	78.7126	78.71	207 Vlagic, Robert
21	96	14.33	6.6992	77.2138	77.21	192 Mc Kay, Craig
22	96	14.33	6.6992	77.2138	77.21	195 Nowak, Mark
23	92	14.29	6.4381	74.2037	74.20	23 Cooper, Dean
24	95	15.31	6.2051	71.5185	71.52	101 Cottee, Ray
25	95	15.39	6.1728	71.1468	71.15	133 Petts, Doug
26	99	16.21	6.1073	70.3918	70.39	136 Elliott, Craig
27	99	16.41	6.0329	69.5339	69.53	201 Williams, Peter
28	97	16.21	5.9840	68.9698	68.97	21 Sleeth, Terence
29	98	16.59	5.9072	68.0847	68.08	197 Tabe, Glen
30	96	16.26	5.9041	68.0488	68.05	122 Damaso, Gary
31	96	16.35	5.8716	67.6743	67.67	117 Arthur, Justin
32	99	17.05	5.8065	66.9238	66.92	153 Opitz, Mic
33	97	16.72	5.8014	66.8660	66.87	179 Mudge, Darren
34	97	17.02	5.6992	65.6874	65.69	81 Blowers, Linda
35	78	13.83	5.6399	65.0044	65.00	1 Campbell, Bill
36	100	18.08	5.5310	63.7487	63.75	46 Carroll, Lex
37	97	17.55	5.5271	63.7037	63.70	124 Georgiou, Michael
38	95	17.42	5.4535	62.8558	62.86	94 Shuey, Vin
39	98	18.08	5.4204	62.4738	62.47	107 Sullivan (Snr), Joe
40	98	18.28	5.3611	61.7902	61.79	15 Lilley, Des
41	98	18.69	5.2434	60.4348	60.43	19 Blackmore, Peter
42	99	19.05	5.1969	59.8977	59.90	71 Palacio, Rey

OPEN -- Overall Stage Results
Victorian State Titles 18-20 Feb 2011
 Printed February 20, 2011 at 15:11




Stage 10 -- Stage 10 - Range 10

	PTS	TIME	HIT FACTOR	STAGE POINTS	STAGE PERCENT	COMPETITOR # Name
43	100	19.26	5.1921	59.8431	59.84	146 Hatch, Pamela
44	98	18.92	5.1797	59.7001	59.70	16 Hateley, Dean
45	97	18.77	5.1678	59.5631	59.56	59 Adriaanse, John
46	98	19.55	5.0128	57.7763	57.78	130 Graham, Gina
47	98	19.67	4.9822	57.4238	57.42	191 Moss, Andrew
48	77	15.46	4.9806	57.4052	57.41	114 Sharpe, Richard
49	96	19.29	4.9767	57.3600	57.36	76 Matthews, Rob
50	99	20.58	4.8105	55.4447	55.44	210 Sleeth, Julie
51	98	20.42	4.7992	55.3147	55.31	80 Howes, Eddie
52	98	20.56	4.7665	54.9380	54.94	112 Griffin, Sue
53	95	20.37	4.6637	53.7530	53.75	70 Sarlija, Ivan
54	98	21.30	4.6009	53.0294	53.03	88 Spiller, Jane
55	88	19.53	4.5059	51.9338	51.93	48 Cilia, Nathan
56	94	21.17	4.4402	51.1773	51.18	73 Dickson, Ken
57	81	18.38	4.4070	50.7937	50.79	37 Samson, Michael
58	89	20.20	4.4059	50.7819	50.78	2 Campbell, Julie
59	98	22.54	4.3478	50.1121	50.11	52 Cilia, Ian
60	97	22.37	4.3362	49.9776	49.98	4 Martel, Arthur
61	100	23.25	4.3011	49.5732	49.57	10 Mitchell, Grant
62	82	19.09	4.2954	49.5083	49.51	196 Leeder, John
63	98	23.11	4.2406	48.8761	48.88	199 Gillahan, Peter
64	77	18.57	4.1465	47.7913	47.79	85 Brammall, Graham
65	100	24.69	4.0502	46.6819	46.68	38 Pohl, David
66	81	22.66	3.5746	41.1998	41.20	31 Sheil, Mark
67	96	26.96	3.5608	41.0413	41.04	115 Locke, Phil
68	99	27.95	3.5420	40.8247	40.82	36 Samson, Bryan
69	93	26.50	3.5094	40.4489	40.45	20 Rinaldi, Peter
70	67	20.01	3.3483	38.5920	38.59	39 Reynolds, Dean
71	97	29.33	3.3072	38.1180	38.12	62 Vardanega, Paul
72	98	30.95	3.1664	36.4952	36.50	106 Moreland, Carol
73	93	29.54	3.1483	36.2863	36.29	43 Ryan, Suzanne
74	100	32.60	3.0675	35.3551	35.36	128 Miller, Russell
75	97	31.83	3.0474	35.1241	35.12	72 Barrie, Robert
76	84	28.36	2.9619	34.1384	34.14	66 Sweeney, Bruce
77	97	39.50	2.4557	28.3038	28.30	42 Ryan, Frank
78	15	13.58	1.1046	12.7310	12.73	44 Cockburn, Michael
79	0	65.61	0.0000	0.0000	0.00	95 Connors, John
80	0	39.96	0.0000	0.0000	0.00	198 Hateley, Kim

STANDARD -- Overall Stage Results

Victorian State Titles 18-20 Feb 2011

Printed February 20, 2011 at 15:11



Stage 10 -- Stage 10 - Range 10

	PTS	TIME	HIT FACTOR	STAGE POINTS	STAGE PERCENT	COMPETITOR # Name
1	96	13.94	6.8867	100.0000	100.00	64 Loftes, Jonathan
2	99	15.23	6.5003	94.3902	94.39	132 Mori, Mario
3	96	15.13	6.3450	92.1348	92.13	155 Wilhelm, Bob
4	96	16.14	5.9480	86.3693	86.37	141 Panganiban, Joseph
5	99	17.33	5.7126	82.9522	82.95	145 Hatch, Greg
6	96	17.05	5.6305	81.7595	81.76	173 Angelopoulos, Louie
7	96	17.67	5.4329	78.8908	78.89	9 Seddon, Scott
8	97	18.05	5.3740	78.0344	78.03	178 Buntine, Ryan
9	88	17.01	5.1734	75.1225	75.12	172 Young, Chris
10	96	18.83	5.0982	74.0308	74.03	131 Bush, Mark
11	94	18.52	5.0756	73.7019	73.70	67 Moore, Craig
12	92	18.68	4.9251	71.5159	71.52	139 Darvas, Charlie
13	84	17.16	4.8951	71.0810	71.08	75 Joy, Dale
14	97	20.03	4.8427	70.3206	70.32	181 Muscat, Peter
15	94	19.48	4.8255	70.0697	70.07	61 Arsenijevic, Sasha
16	82	17.04	4.8122	69.8773	69.88	110 Constable, Tony
17	92	19.49	4.7204	68.5437	68.54	148 Deans, John
18	93	19.79	4.6993	68.2384	68.24	33 Mundy-Castle, Alastair
19	96	21.36	4.4944	65.2622	65.26	97 Coates, Peter
20	94	21.44	4.3843	63.6641	63.66	109 Pearson, Ben
21	77	17.65	4.3626	63.3487	63.35	193 Colbertaldo, Livio
22	82	19.82	4.1372	60.0761	60.08	102 Richardson, Sean
23	79	19.10	4.1361	60.0600	60.06	159 Dwyer, Terry
24	95	22.99	4.1322	60.0034	60.00	47 Bray, Nick
25	95	23.70	4.0084	58.2059	58.21	125 Walsh, Robert
26	96	23.97	4.0050	58.1560	58.16	134 Carne, Peter
27	98	24.98	3.9231	56.9672	56.97	135 Lekja, Steve
28	94	24.04	3.9101	56.7786	56.78	208 Biddiscombe, Simon
29	94	24.28	3.8715	56.2174	56.22	30 Worsley, Brent
30	94	24.37	3.8572	56.0098	56.01	182 Nicholls, Robert
31	96	25.20	3.8095	55.3175	55.32	5 Ziccone, Sebastian
32	96	25.25	3.8020	55.2079	55.21	175 Petereit, Lonny
33	97	26.32	3.6854	53.5152	53.52	183 Prendergast, Dennis
34	94	25.87	3.6336	52.7622	52.76	90 Porras, Zosanne
35	86	24.15	3.5611	51.7098	51.71	100 Pitt, Anita
36	69	19.39	3.5585	51.6729	51.67	24 Brown, Richard
37	98	28.34	3.4580	50.2132	50.21	150 Taverner, Rodney
38	65	19.49	3.3350	48.4276	48.43	204 Dyer, Glen
39	92	27.63	3.3297	48.3502	48.35	74 Joy, Dan
40	94	28.39	3.3110	48.0788	48.08	3 Craig, Jon
41	66	20.30	3.2512	47.2106	47.21	98 Glasgow, Spence
42	75	23.09	3.2482	47.1660	47.17	158 Fleming, Jack

STANDARD -- Overall Stage Results

Victorian State Titles 18-20 Feb 2011

Printed February 20, 2011 at 15:11




Stage 10 -- Stage 10 - Range 10

	PTS	TIME	HIT FACTOR	STAGE POINTS	STAGE PERCENT	COMPETITOR # Name
43	92	29.63	3.1050	45.0866	45.09	120 Lee, Clinton
44	83	26.91	3.0844	44.7874	44.79	206 Hanegraaf, Paul
45	82	27.00	3.0370	44.1003	44.10	162 Lim, Jamie
46	86	28.56	3.0112	43.7252	43.73	151 Taverner, Alastair
47	92	32.28	2.8501	41.3853	41.39	180 Jellie, Stephen
48	69	24.79	2.7834	40.4170	40.42	154 Opitz, Ben
49	98	35.55	2.7567	40.0293	40.03	65 Marshall, Murray
50	94	34.85	2.6973	39.1667	39.17	32 Reading, Peter
51	90	34.16	2.6347	38.2575	38.26	144 Bone, Ken
52	92	35.27	2.6084	37.8769	37.88	127 Miller, Susanne
53	94	36.60	2.5683	37.2939	37.29	126 Dwyer, Dana
54	100	39.50	2.5316	36.7616	36.76	209 Abbott, Raj
55	97	38.40	2.5260	36.6802	36.68	147 Bryce, Paul
56	77	33.38	2.3068	33.4962	33.50	111 Richardson, Lisa
57	77	42.66	1.8050	26.2097	26.21	34 Shandley, Neville
58	37	22.55	1.6408	23.8258	23.83	87 Schock, Ernie
59	5	22.20	0.2252	3.2705	3.27	164 Dailey, David
60	0	0.00	0.0000	0.0000	0.00	96 West, Susan

PRODUCTION -- Overall Stage Results

Victorian State Titles 18-20 Feb 2011

Printed February 20, 2011 at 15:11



Stage 10 -- Stage 10 - Range 10

	PTS	TIME	HIT FACTOR	STAGE POINTS	STAGE PERCENT	COMPETITOR # Name
1	98	14.09	6.9553	100.0000	100.00	149 White, Gary
2	90	14.14	6.3649	91.5120	91.51	123 Langley, Paul
3	94	15.93	5.9008	84.8393	84.84	170 Tueno, Gary
4	83	14.07	5.8991	84.8143	84.81	143 Scott, Darren
5	98	16.79	5.8368	83.9190	83.92	165 Hendrickson, Rick
6	96	16.86	5.6940	81.8651	81.87	22 Moon, Greg
7	98	17.26	5.6779	81.6338	81.63	89 Modra, Steven
8	98	17.28	5.6713	81.5394	81.54	212 Rowatt, Ped
9	96	17.06	5.6272	80.9053	80.91	57 Ellis, Chris
10	96	17.07	5.6239	80.8579	80.86	41 Tanner, John
11	92	16.57	5.5522	79.8271	79.83	68 Whitfield, Simon
12	94	17.53	5.3622	77.0958	77.10	79 Hagiantoniou, Stavros
13	94	17.66	5.3228	76.5283	76.53	189 Twemlow, Ross
14	77	14.49	5.3140	76.4024	76.40	166 Houston, Scott
15	100	18.94	5.2798	75.9110	75.91	29 Elisha, Simon
16	92	17.49	5.2601	75.6281	75.63	63 Hooper, Boyd
17	98	18.71	5.2378	75.3073	75.31	171 Wong, Steve
18	100	19.17	5.2165	75.0003	75.00	8 King, Geoff
19	96	18.55	5.1752	74.4067	74.41	18 Doherty, Peter
20	96	19.13	5.0183	72.1508	72.15	28 Cilia, Noel
21	96	19.44	4.9383	71.0003	71.00	104 Young, Richard
22	96	19.65	4.8855	70.2415	70.24	211 Morabito, Gregory
23	92	19.83	4.6394	66.7037	66.70	152 Cicolini, Paul
24	98	21.13	4.6380	66.6824	66.68	156 Keed, Adrian
25	83	18.15	4.5730	65.7486	65.75	140 Page, Shane
26	79	17.28	4.5718	65.7307	65.73	138 Trotter, Andrew
27	85	18.62	4.5650	65.6333	65.63	14 Sullivan (Jnr), Joseph
28	81	19.36	4.1839	60.1540	60.15	188 Taylor, Scott
29	90	22.27	4.0413	58.1042	58.10	99 Turkkan, Erol
30	100	25.67	3.8956	56.0092	56.01	12 Brown, Steve
31	75	19.27	3.8921	55.9583	55.96	167 Houston, Jarred
32	98	25.31	3.8720	55.6697	55.67	84 O'Connor, Robert
33	92	24.53	3.7505	53.9231	53.92	60 Schenck, Fred
34	75	20.08	3.7351	53.7010	53.70	105 Manwaring, Kip
35	92	24.76	3.7157	53.4222	53.42	157 Ferro, Perry
36	79	21.39	3.6933	53.1008	53.10	17 Chattington, Andrew
37	94	26.66	3.5259	50.6935	50.69	58 Josipovic, Robert
38	81	23.42	3.4586	49.7259	49.73	174 Angelopoulos, James
39	94	27.19	3.4572	49.7054	49.71	7 Mc Crae, Colin
40	88	25.85	3.4043	48.9449	48.94	53 Rickard, Dane
41	94	27.69	3.3947	48.8079	48.81	184 Osborne, Neil
42	90	27.46	3.2775	47.1223	47.12	190 Twemlow, Shane

PRODUCTION -- Overall Stage Results

Victorian State Titles 18-20 Feb 2011

Printed February 20, 2011 at 15:11



Stage 10 -- Stage 10 - Range 10

	PTS	TIME	HIT FACTOR	STAGE POINTS	STAGE PERCENT	COMPETITOR # Name
43	71	22.31	3.1824	45.7555	45.76	11 Scott, Dave
44	100	33.59	2.9771	42.8031	42.80	35 Sarelius, Carl
45	88	30.05	2.9285	42.1040	42.10	78 Hagiantoniou, Savvas
46	64	23.23	2.7551	39.6110	39.61	27 Filzek, Sebastian
47	92	34.01	2.7051	38.8925	38.89	49 Cilia, Joanna
48	98	37.75	2.5960	37.3245	37.32	121 Jarvis, Mark
49	75	29.38	2.5528	36.7024	36.70	13 Winnik, Daniel
50	94	42.21	2.2270	32.0182	32.02	40 Micallef, Steven
51	92	56.80	1.6197	23.2876	23.29	54 Corradi, James
52	49	32.43	1.5109	21.7237	21.72	137 Pallone, Stephen
53	19	16.96	1.1203	16.1069	16.11	6 Docherty, Terry
54	0	0.00	0.0000	0.0000	0.00	51 Lynch, Bill

OPEN -- Overall Stage Results
Victorian State Titles 18-20 Feb 2011
 Printed February 20, 2011 at 15:11



Stage 11 -- Stage 11- Range 11

	PTS	TIME	HIT FACTOR	STAGE POINTS	STAGE PERCENT	COMPETITOR # Name
1	88	10.70	8.2243	95.0000	100.00	108 Mc Intosh, Brodie
2	88	11.78	7.4703	86.2903	90.83	116 Arthur, Rhys
3	93	12.47	7.4579	86.1472	90.68	56 Soldini, David
4	88	11.85	7.4262	85.7806	90.30	45 Curtis, Damien
5	93	13.79	6.7440	77.9011	82.00	124 Georgiou, Michael
6	85	12.99	6.5435	75.5848	79.56	77 Hagiantoniou, Paul
7	85	13.14	6.4688	74.7220	78.65	185 Fitzgerald, Damien
8	93	14.77	6.2965	72.7323	76.56	1 Campbell, Bill
9	93	14.81	6.2795	72.5358	76.35	129 Graham, Gareth
10	88	14.13	6.2279	71.9391	75.73	186 Durham, Justin
11	93	15.06	6.1753	71.3317	75.09	91 Porras, Robert
12	90	14.90	6.0403	69.7720	73.44	207 Vlagic, Robert
13	88	14.58	6.0357	69.7188	73.39	194 Murray, Brendon
14	77	12.88	5.9783	69.0557	72.69	113 Rohrich, Lee
15	91	15.23	5.9750	69.0186	72.65	82 Blowers, Karla
16	76	12.86	5.9098	68.2649	71.86	176 Kotsoglo, Kalan
17	82	13.91	5.8950	68.0944	71.68	62 Vardanega, Paul
18	90	15.49	5.8102	67.1144	70.65	21 Sleeth, Terence
19	83	14.31	5.8001	66.9982	70.52	133 Petts, Doug
20	93	16.18	5.7478	66.3941	69.89	197 Tabe, Glen
21	84	14.63	5.7416	66.3223	69.81	195 Nowak, Mark
22	87	15.20	5.7237	66.1151	69.59	191 Moss, Andrew
23	72	12.63	5.7007	65.8497	69.32	117 Arthur, Justin
24	93	16.36	5.6846	65.6636	69.12	201 Williams, Peter
25	89	15.84	5.6187	64.9022	68.32	101 Cottee, Ray
26	92	17.27	5.3272	61.5347	64.77	59 Adriaanse, John
27	78	14.68	5.3134	61.3752	64.61	81 Blowers, Linda
28	92	17.33	5.3087	61.3217	64.55	161 Dwyer, Bernie
29	91	17.19	5.2938	61.1491	64.37	136 Elliott, Craig
30	91	17.20	5.2907	61.1136	64.33	192 Mc Kay, Craig
31	94	17.97	5.2309	60.4233	63.60	69 Mc Conachie, David
32	87	16.77	5.1878	59.9254	63.08	37 Samson, Michael
33	92	17.89	5.1425	59.4022	62.53	83 Blowers, Alain
34	72	14.13	5.0955	58.8593	61.96	92 Tinning, Darryl
35	90	18.06	4.9834	57.5638	60.59	23 Cooper, Dean
36	79	16.05	4.9221	56.8561	59.85	179 Mudge, Darren
37	58	12.30	4.7154	54.4688	57.34	103 Croton, Dennis
38	91	19.91	4.5706	52.7952	55.57	73 Dickson, Ken
39	89	19.49	4.5664	52.7476	55.52	16 Hateley, Dean
40	86	19.03	4.5192	52.2017	54.95	130 Graham, Gina
41	89	19.81	4.4927	51.8956	54.63	25 Anderson, Natalie
42	89	19.95	4.4612	51.5314	54.24	153 Opitz, Mic

OPEN -- Overall Stage Results
Victorian State Titles 18-20 Feb 2011
 Printed February 20, 2011 at 15:11




Stage 11 -- Stage 11- Range 11

	PTS	TIME	HIT FACTOR	STAGE POINTS	STAGE PERCENT	COMPETITOR # Name
43	88	19.77	4.4512	51.4163	54.12	36 Samson, Bryan
44	89	20.16	4.4147	50.9946	53.68	48 Cilia, Nathan
45	90	20.49	4.3924	50.7371	53.41	44 Cockburn, Michael
46	86	19.68	4.3699	50.4775	53.13	94 Shuey, Vin
47	88	20.44	4.3053	49.7309	52.35	80 Howes, Eddie
48	91	21.21	4.2904	49.5593	52.17	19 Blackmore, Peter
49	87	20.28	4.2899	49.5537	52.16	42 Ryan, Frank
50	91	21.60	4.2130	48.6645	51.23	146 Hatch, Pamela
51	88	20.92	4.2065	48.5899	51.15	95 Connors, John
52	91	21.74	4.1858	48.3511	50.90	76 Matthews, Rob
53	92	22.05	4.1723	48.1952	50.73	85 Brammall, Graham
54	88	21.50	4.0930	47.2791	49.77	70 Sarlija, Ivan
55	74	18.29	4.0459	46.7350	49.19	196 Leeder, John
56	88	21.83	4.0311	46.5644	49.02	46 Carroll, Lex
57	94	23.45	4.0085	46.3031	48.74	15 Lilley, Des
58	92	23.45	3.9232	45.3179	47.70	210 Sleeth, Julie
59	89	22.87	3.8916	44.9520	47.32	199 Gillahan, Peter
60	85	22.96	3.7021	42.7634	45.01	52 Cilia, Ian
61	81	22.13	3.6602	42.2794	44.50	71 Palacio, Rey
62	90	24.72	3.6408	42.0551	44.27	88 Spiller, Jane
63	87	24.04	3.6190	41.8032	44.00	66 Sweeney, Bruce
64	70	19.59	3.5733	41.2751	43.45	112 Griffin, Sue
65	83	24.67	3.3644	38.8628	40.91	114 Sharpe, Richard
66	88	26.51	3.3195	38.3440	40.36	2 Campbell, Julie
67	92	28.22	3.2601	37.6578	39.64	4 Martel, Arthur
68	91	28.44	3.1997	36.9604	38.91	38 Pohl, David
69	72	22.64	3.1802	36.7351	38.67	107 Sullivan (Snr), Joe
70	92	30.99	2.9687	34.2919	36.10	72 Barrie, Robert
71	74	27.00	2.7407	31.6587	33.32	31 Sheil, Mark
72	85	33.59	2.5305	29.2303	30.77	43 Ryan, Suzanne
73	71	28.31	2.5079	28.9696	30.49	20 Rinaldi, Peter
74	58	26.29	2.2062	25.4837	26.82	39 Reynolds, Dean
75	95	51.58	1.8418	21.2749	22.39	10 Mitchell, Grant
76	58	36.74	1.5787	18.2353	19.20	115 Locke, Phil
77	56	38.87	1.4407	16.6417	17.52	122 Damaso, Gary
78	57	40.12	1.4207	16.4111	17.27	106 Moreland, Carol
79	66	68.98	0.9568	11.0521	11.63	128 Miller, Russell
80	0	34.41	0.0000	0.0000	0.00	198 Hateley, Kim

STANDARD -- Overall Stage Results

Victorian State Titles 18-20 Feb 2011

Printed February 20, 2011 at 15:11



Stage 11 -- Stage 11- Range 11

	PTS	TIME	HIT FACTOR	STAGE POINTS	STAGE PERCENT	COMPETITOR # Name
1	87	13.72	6.3411	95.0000	100.00	64 Loftes, Jonathan
2	92	15.27	6.0249	90.2625	95.01	132 Mori, Mario
3	84	16.03	5.2402	78.5062	82.64	110 Constable, Tony
4	85	16.56	5.1329	76.8984	80.95	141 Panganiban, Joseph
5	91	19.35	4.7028	70.4561	74.16	67 Moore, Craig
6	88	19.06	4.6170	69.1701	72.81	102 Richardson, Sean
7	75	16.42	4.5676	68.4300	72.03	172 Young, Chris
8	89	19.52	4.5594	68.3075	71.90	47 Bray, Nick
9	90	20.00	4.5000	67.4172	70.97	145 Hatch, Greg
10	91	20.36	4.4695	66.9610	70.49	24 Brown, Richard
11	90	20.64	4.3605	65.3268	68.77	33 Mundy-Castle, Alastair
12	83	19.28	4.3050	64.4955	67.89	173 Angelopoulos, Louie
13	86	20.21	4.2553	63.7515	67.11	181 Muscat, Peter
14	83	20.36	4.0766	61.0743	64.29	159 Dwyer, Terry
15	91	22.94	3.9669	59.4301	62.56	125 Walsh, Robert
16	89	22.62	3.9346	58.9462	62.05	9 Seddon, Scott
17	79	20.67	3.8220	57.2592	60.27	182 Nicholls, Robert
18	72	19.59	3.6753	55.0626	57.96	135 Lekja, Steve
19	83	23.23	3.5730	53.5288	56.35	175 Petereit, Lonny
20	53	15.06	3.5193	52.7241	55.50	155 Wilhelm, Bob
21	58	16.63	3.4877	52.2510	55.00	193 Colbertaldo, Livio
22	74	21.42	3.4547	51.7572	54.48	87 Schock, Ernie
23	69	20.20	3.4158	51.1748	53.87	97 Coates, Peter
24	85	25.89	3.2831	49.1864	51.78	204 Dyer, Glen
25	79	24.45	3.2311	48.4068	50.95	30 Worsley, Brent
26	79	24.49	3.2258	48.3278	50.87	120 Lee, Clinton
27	74	24.02	3.0808	46.1548	48.58	183 Prendergast, Dennis
28	72	23.68	3.0405	45.5522	47.95	90 Porras, Zosanne
29	79	26.20	3.0153	45.1736	47.55	206 Hanegraaf, Paul
30	91	30.70	2.9642	44.4080	46.75	150 Taverner, Rodney
31	83	28.45	2.9174	43.7073	46.01	162 Lim, Jamie
32	58	20.53	2.8251	42.3251	44.55	178 Buntine, Ryan
33	81	29.00	2.7931	41.8452	44.05	131 Bush, Mark
34	75	26.97	2.7809	41.6619	43.85	100 Pitt, Anita
35	74	26.64	2.7778	41.6156	43.81	5 Ziccone, Sebastian
36	55	20.71	2.6557	39.7870	41.88	148 Deans, John
37	57	21.83	2.6111	39.1183	41.18	109 Pearson, Ben
38	47	18.51	2.5392	38.0408	40.04	61 Arsenijevic, Sasha
39	64	26.34	2.4298	36.4018	38.32	134 Carne, Peter
40	47	20.90	2.2488	33.6907	35.46	98 Glasgow, Spence
41	64	28.51	2.2448	33.6311	35.40	154 Opitz, Ben
42	64	30.05	2.1298	31.9076	33.59	164 Dailey, David

STANDARD -- Overall Stage Results

Victorian State Titles 18-20 Feb 2011

Printed February 20, 2011 at 15:11



Stage 11 -- Stage 11- Range 11

	PTS	TIME	HIT FACTOR	STAGE POINTS	STAGE PERCENT	COMPETITOR # Name
43	45	22.44	2.0053	30.0433	31.62	74 Joy, Dan
44	49	25.25	1.9406	29.0732	30.60	209 Abbott, Raj
45	58	33.23	1.7454	26.1491	27.53	32 Reading, Peter
46	31	18.22	1.7014	25.4901	26.83	75 Joy, Dale
47	77	46.56	1.6538	24.7763	26.08	34 Shandley, Neville
48	50	31.09	1.6082	24.0939	25.36	147 Bryce, Paul
49	43	26.97	1.5944	23.8861	25.14	208 Biddiscombe, Simon
50	51	32.60	1.5644	23.4375	24.67	111 Richardson, Lisa
51	51	32.94	1.5483	23.1956	24.42	65 Marshall, Murray
52	49	35.47	1.3814	20.6963	21.79	126 Dwyer, Dana
53	34	24.90	1.3655	20.4568	21.53	180 Jellie, Stephen
54	36	29.64	1.2146	18.1963	19.15	144 Bone, Ken
55	30	27.54	1.0893	16.3198	17.18	139 Darvas, Charlie
56	34	33.95	1.0015	15.0037	15.79	3 Craig, Jon
57	22	22.34	0.9848	14.7536	15.53	151 Taverner, Alastair
58	43	44.20	0.9729	14.5749	15.34	127 Miller, Susanne
59	0	0.00	0.0000	0.0000	0.00	96 West, Susan
60	0	18.87	0.0000	0.0000	0.00	158 Fleming, Jack

PRODUCTION -- Overall Stage Results

Victorian State Titles 18-20 Feb 2011

Printed February 20, 2011 at 15:11



Stage 11 -- Stage 11- Range 11

	PTS	TIME	HIT FACTOR	STAGE POINTS	STAGE PERCENT	COMPETITOR # Name
1	87	15.24	5.7087	95.0000	100.00	123 Langley, Paul
2	91	16.13	5.6417	93.8850	98.83	170 Tueno, Gary
3	76	16.25	4.6769	77.8305	81.93	166 Houston, Scott
4	83	17.96	4.6214	76.9062	80.95	143 Scott, Darren
5	91	19.70	4.6193	76.8713	80.92	89 Modra, Steven
6	85	18.52	4.5896	76.3778	80.40	22 Moon, Greg
7	81	17.76	4.5608	75.8982	79.89	57 Ellis, Chris
8	68	16.13	4.2157	70.1558	73.85	140 Page, Shane
9	79	18.91	4.1777	69.5224	73.18	165 Hendrickson, Rick
10	85	20.36	4.1749	69.4753	73.13	212 Rowatt, Ped
11	83	20.10	4.1294	68.7181	72.33	68 Whitfield, Simon
12	70	17.12	4.0888	68.0430	71.62	149 White, Gary
13	81	20.05	4.0399	67.2295	70.77	14 Sullivan (Jnr), Joseph
14	83	20.74	4.0019	66.5976	70.10	104 Young, Richard
15	70	17.85	3.9216	65.2603	68.70	156 Keed, Adrian
16	81	21.20	3.8208	63.5826	66.93	211 Morabito, Gregory
17	68	18.28	3.7199	61.9045	65.16	63 Hooper, Boyd
18	67	18.11	3.6996	61.5667	64.81	41 Tanner, John
19	66	18.48	3.5714	59.4335	62.56	189 Twemlow, Ross
20	79	22.12	3.5714	59.4335	62.56	167 Houston, Jarred
21	85	23.83	3.5669	59.3587	62.48	188 Taylor, Scott
22	89	25.08	3.5486	59.0543	62.16	12 Brown, Steve
23	91	26.46	3.4392	57.2323	60.24	8 King, Geoff
24	79	23.48	3.3646	55.9910	58.94	28 Cilia, Noel
25	83	24.80	3.3468	55.6949	58.63	105 Manwaring, Kip
26	62	19.98	3.1031	51.6399	54.36	152 Cicolini, Paul
27	64	21.88	2.9250	48.6768	51.24	11 Scott, Dave
28	79	27.48	2.8748	47.8409	50.36	53 Rickard, Dane
29	81	28.24	2.8683	47.7320	50.24	60 Schenck, Fred
30	79	27.65	2.8571	47.5468	50.05	17 Chattington, Andrew
31	79	27.95	2.8265	47.0365	49.51	157 Ferro, Perry
32	77	27.32	2.8184	46.9029	49.37	184 Osborne, Neil
33	64	23.02	2.7802	46.2662	48.70	6 Docherty, Terry
34	75	27.96	2.6824	44.6389	46.99	27 Filzek, Sebastian
35	58	22.24	2.6079	43.3993	45.68	18 Doherty, Peter
36	75	29.51	2.5415	42.2943	44.52	58 Josipovic, Robert
37	47	18.51	2.5392	42.2553	44.48	138 Trotter, Andrew
38	59	23.58	2.5021	41.6387	43.83	174 Angelopoulos, James
39	52	21.17	2.4563	40.8763	43.03	78 Hagiantoniou, Savvas
40	47	19.39	2.4239	40.3375	42.46	171 Wong, Steve
41	70	28.89	2.4230	40.3218	42.44	35 Sarelius, Carl
42	60	25.49	2.3539	39.1715	41.23	99 Turkkkan, Erol

PRODUCTION -- Overall Stage Results

Victorian State Titles 18-20 Feb 2011

Printed February 20, 2011 at 15:11



Stage 11 -- Stage 11- Range 11

	PTS	TIME	HIT FACTOR	STAGE POINTS	STAGE PERCENT	COMPETITOR # Name
43	62	27.31	2.2702	37.7798	39.77	84 O'Connor, Robert
44	43	23.40	1.8376	30.5803	32.19	137 Pallone, Stephen
45	43	23.53	1.8275	30.4114	32.01	79 Hagiantoniou, Stavros
46	72	48.68	1.4790	24.6134	25.91	40 Micallef, Steven
47	69	48.35	1.4271	23.7488	25.00	54 Corradi, James
48	32	22.82	1.4023	23.3358	24.56	29 Elisha, Simon
49	41	32.26	1.2709	21.1499	22.26	7 Mc Crae, Colin
50	35	29.29	1.1949	19.8856	20.93	190 Twemlow, Shane
51	39	35.79	1.0897	18.1339	19.09	121 Jarvis, Mark
52	19	19.20	0.9896	16.4680	17.33	13 Winnik, Daniel
53	10	51.73	0.1933	3.2170	3.39	49 Cilia, Joanna
54	0	0.00	0.0000	0.0000	0.00	51 Lynch, Bill

OPEN -- Overall Stage Results
Victorian State Titles 18-20 Feb 2011
 Printed February 20, 2011 at 15:11



Stage 12 -- Stage 12 - Range 12

	PTS	TIME	HIT FACTOR	STAGE POINTS	STAGE PERCENT	COMPETITOR # Name
1	105	11.58	9.0674	110.0000	100.00	116 Arthur, Rhys
2	109	12.10	9.0083	109.2831	99.35	129 Graham, Gareth
3	109	12.51	8.7130	105.7015	96.09	108 Mc Intosh, Brodie
4	108	12.57	8.5919	104.2318	94.76	45 Curtis, Damien
5	109	12.78	8.5290	103.4684	94.06	56 Soldini, David
6	108	13.23	8.1633	99.0321	90.03	69 Mc Conachie, David
7	102	12.70	8.0315	97.4335	88.58	117 Arthur, Justin
8	107	13.59	7.8734	95.5160	86.83	77 Hagiantoniou, Paul
9	103	13.11	7.8566	95.3118	86.65	82 Blowers, Karla
10	106	13.50	7.8519	95.2542	86.59	191 Moss, Andrew
11	105	13.64	7.6979	93.3871	84.90	103 Croton, Dennis
12	107	14.06	7.6102	92.3231	83.93	176 Kotsoglo, Kalan
13	107	14.46	7.3997	89.7692	81.61	92 Tinning, Darryl
14	106	14.33	7.3971	89.7370	81.58	83 Blowers, Alain
15	108	14.69	7.3519	89.1895	81.08	101 Cottee, Ray
16	108	14.97	7.2144	87.5213	79.56	207 Vlacic, Robert
17	107	14.99	7.1381	86.5953	78.72	124 Georgiou, Michael
18	104	14.86	6.9987	84.9037	77.19	195 Nowak, Mark
19	108	15.45	6.9903	84.8022	77.09	25 Anderson, Natalie
20	103	14.87	6.9267	84.0307	76.39	185 Fitzgerald, Damien
21	107	15.50	6.9032	83.7460	76.13	136 Elliott, Craig
22	109	15.84	6.8813	83.4802	75.89	1 Campbell, Bill
23	106	15.86	6.6835	81.0802	73.71	133 Petts, Doug
24	107	16.11	6.6418	80.5750	73.25	192 Mc Kay, Craig
25	107	16.17	6.6172	80.2760	72.98	196 Leeder, John
26	103	15.99	6.4415	78.1449	71.04	23 Cooper, Dean
27	104	16.47	6.3145	76.6040	69.64	62 Vardanega, Paul
28	105	16.66	6.3025	76.4586	69.51	113 Rohrich, Lee
29	110	18.02	6.1043	74.0542	67.32	161 Dwyer, Bernie
30	106	17.75	5.9718	72.4468	65.86	81 Blowers, Linda
31	106	17.75	5.9718	72.4468	65.86	21 Sleeth, Terence
32	105	17.61	5.9625	72.3339	65.76	179 Mudge, Darren
33	105	17.61	5.9625	72.3339	65.76	122 Damaso, Gary
34	105	18.18	5.7756	70.0660	63.70	36 Samson, Bryan
35	107	18.60	5.7527	69.7883	63.44	59 Adriaanse, John
36	107	19.08	5.6080	68.0326	61.85	201 Williams, Peter
37	78	14.26	5.4698	66.3570	60.32	186 Durham, Justin
38	106	19.53	5.4275	65.8439	59.86	44 Cockburn, Michael
39	106	19.68	5.3862	65.3420	59.40	91 Porras, Robert
40	107	20.21	5.2944	64.2287	58.39	46 Carroll, Lex
41	107	20.43	5.2374	63.5371	57.76	80 Howes, Eddie
42	110	21.06	5.2232	63.3645	57.60	15 Lilley, Des

OPEN -- Overall Stage Results
Victorian State Titles 18-20 Feb 2011
 Printed February 20, 2011 at 15:11



Stage 12 -- Stage 12 - Range 12

	PTS	TIME	HIT FACTOR	STAGE POINTS	STAGE PERCENT	COMPETITOR # Name
43	91	17.57	5.1793	62.8321	57.12	194 Murray, Brendon
44	109	21.23	5.1342	62.2857	56.62	197 Tabe, Glen
45	106	20.73	5.1134	62.0324	56.39	94 Shuey, Vin
46	104	20.74	5.0145	60.8326	55.30	42 Ryan, Frank
47	106	21.39	4.9556	60.1184	54.65	85 Brammall, Graham
48	95	19.29	4.9248	59.7452	54.31	16 Hateley, Dean
49	107	21.85	4.8970	59.4079	54.01	210 Sleeth, Julie
50	104	21.67	4.7993	58.2219	52.93	130 Graham, Gina
51	108	22.57	4.7851	58.0503	52.77	10 Mitchell, Grant
52	106	22.35	4.7427	57.5361	52.31	153 Opitz, Mic
53	105	22.49	4.6687	56.6385	51.49	95 Connors, John
54	108	23.49	4.5977	55.7767	50.71	71 Palacio, Rey
55	106	23.51	4.5087	54.6972	49.72	112 Griffin, Sue
56	92	20.76	4.4316	53.7616	48.87	76 Matthews, Rob
57	105	23.76	4.4192	53.6111	48.74	73 Dickson, Ken
58	108	24.58	4.3938	53.3033	48.46	4 Martel, Arthur
59	110	26.14	4.2081	51.0504	46.41	70 Sarlija, Ivan
60	104	24.92	4.1734	50.6288	46.03	39 Reynolds, Dean
61	93	23.00	4.0435	49.0532	44.59	88 Spiller, Jane
62	107	26.77	3.9970	48.4895	44.08	31 Sheil, Mark
63	106	26.53	3.9955	48.4708	44.06	146 Hatch, Pamela
64	94	23.78	3.9529	47.9543	43.59	66 Sweeney, Bruce
65	93	23.66	3.9307	47.6848	43.35	19 Blackmore, Peter
66	106	27.23	3.8928	47.2248	42.93	2 Campbell, Julie
67	92	23.92	3.8462	46.6593	42.42	107 Sullivan (Snr), Joe
68	85	22.42	3.7913	45.9934	41.81	114 Sharpe, Richard
69	110	29.81	3.6900	44.7654	40.70	38 Pohl, David
70	104	30.01	3.4655	42.0416	38.22	52 Cilia, Ian
71	93	27.13	3.4279	41.5858	37.81	72 Barrie, Robert
72	107	31.99	3.3448	40.5771	36.89	43 Ryan, Suzanne
73	75	22.85	3.2823	39.8187	36.20	37 Samson, Michael
74	98	30.53	3.2100	38.9414	35.40	48 Cilia, Nathan
75	104	32.41	3.2089	38.9284	35.39	115 Locke, Phil
76	110	34.65	3.1746	38.5125	35.01	199 Gillahan, Peter
77	93	38.03	2.4454	29.6667	26.97	106 Moreland, Carol
78	76	34.68	2.1915	26.5856	24.17	20 Rinaldi, Peter
79	34	62.39	0.5450	6.6111	6.01	198 Hateley, Kim
80	0	6.09	0.0000	0.0000	0.00	128 Miller, Russell

STANDARD -- Overall Stage Results

Victorian State Titles 18-20 Feb 2011

Printed February 20, 2011 at 15:11



Stage 12 -- Stage 12 - Range 12

	PTS	TIME	HIT FACTOR	STAGE POINTS	STAGE PERCENT	COMPETITOR # Name
1	94	14.47	6.4962	110.0000	100.00	64 Loftes, Jonathan
2	107	17.11	6.2537	105.8930	96.27	132 Mori, Mario
3	104	18.10	5.7459	97.2945	88.45	9 Seddon, Scott
4	91	15.97	5.6982	96.4872	87.72	110 Constable, Tony
5	108	20.05	5.3865	91.2101	82.92	135 Lekja, Steve
6	107	20.51	5.2170	88.3388	80.31	141 Panganiban, Joseph
7	77	15.14	5.0859	86.1188	78.29	155 Wilhelm, Bob
8	107	22.66	4.7220	79.9571	72.69	172 Young, Chris
9	93	19.72	4.7160	79.8563	72.60	181 Muscat, Peter
10	89	19.40	4.5876	77.6822	70.62	178 Buntine, Ryan
11	94	20.60	4.5631	77.2670	70.24	102 Richardson, Sean
12	102	22.37	4.5597	77.2089	70.19	173 Angelopoulos, Louie
13	95	20.94	4.5368	76.8211	69.84	47 Bray, Nick
14	107	23.72	4.5110	76.3840	69.44	145 Hatch, Greg
15	108	24.02	4.4963	76.1349	69.21	87 Schock, Ernie
16	108	24.17	4.4683	75.6625	68.78	125 Walsh, Robert
17	98	22.43	4.3691	73.9827	67.26	131 Bush, Mark
18	100	23.14	4.3215	73.1762	66.52	159 Dwyer, Terry
19	87	20.46	4.2522	72.0024	65.46	61 Arsenijevic, Sasha
20	107	25.64	4.1732	70.6641	64.24	183 Prendergast, Dennis
21	107	26.00	4.1154	69.6857	63.35	204 Dyer, Glen
22	96	24.02	3.9967	67.6755	61.52	109 Pearson, Ben
23	106	26.60	3.9850	67.4773	61.34	162 Lim, Jamie
24	98	24.94	3.9294	66.5370	60.49	182 Nicholls, Robert
25	88	22.52	3.9076	66.1679	60.15	33 Mundy-Castle, Alastair
26	75	20.17	3.7184	62.9635	57.24	24 Brown, Richard
27	76	20.93	3.6312	61.4862	55.90	67 Moore, Craig
28	100	29.00	3.4483	58.3896	53.08	98 Glasgow, Spence
29	88	26.22	3.3562	56.8307	51.66	75 Joy, Dale
30	99	30.82	3.2122	54.3921	49.45	30 Worsley, Brent
31	102	32.24	3.1638	53.5721	48.70	100 Pitt, Anita
32	91	30.27	3.0063	50.9052	46.28	147 Bryce, Paul
33	100	33.55	2.9806	50.4709	45.88	90 Porras, Zosanne
34	108	36.58	2.9524	49.9935	45.45	97 Coates, Peter
35	83	28.13	2.9506	49.9622	45.42	148 Deans, John
36	90	30.78	2.9240	49.5116	45.01	180 Jellie, Stephen
37	72	25.78	2.7929	47.2915	42.99	134 Carne, Peter
38	108	39.08	2.7636	46.7953	42.54	150 Taverner, Rodney
39	82	30.17	2.7179	46.0227	41.84	175 Petereit, Lonny
40	100	39.85	2.5094	42.4918	38.63	206 Hanegraaf, Paul
41	81	34.62	2.3397	39.6179	36.02	208 Biddiscombe, Simon
42	73	34.19	2.1351	36.1541	32.87	193 Colbertaldo, Livio

STANDARD -- Overall Stage Results

Victorian State Titles 18-20 Feb 2011

Printed February 20, 2011 at 15:11




Stage 12 -- Stage 12 - Range 12

	PTS	TIME	HIT FACTOR	STAGE POINTS	STAGE PERCENT	COMPETITOR # Name
43	72	33.87	2.1258	35.9957	32.72	209 Abbott, Raj
44	106	50.10	2.1158	35.8263	32.57	5 Ziccone, Sebastian
45	98	47.83	2.0489	34.6944	31.54	111 Richardson, Lisa
46	70	34.67	2.0190	34.1883	31.08	164 Dailey, David
47	71	36.63	1.9383	32.8212	29.84	120 Lee, Clinton
48	75	39.00	1.9231	32.5634	29.60	154 Opitz, Ben
49	77	42.11	1.8285	30.9627	28.15	74 Joy, Dan
50	68	38.33	1.7741	30.0402	27.31	34 Shandley, Neville
51	70	40.77	1.7169	29.0731	26.43	151 Taverner, Alastair
52	78	45.77	1.7042	28.8567	26.23	3 Craig, Jon
53	98	57.56	1.7026	28.8296	26.21	65 Marshall, Murray
54	96	59.60	1.6107	27.2746	24.80	126 Dwyer, Dana
55	72	48.12	1.4963	25.3361	23.03	32 Reading, Peter
56	66	45.39	1.4541	24.6216	22.38	139 Darvas, Charlie
57	92	71.28	1.2907	21.8551	19.87	127 Miller, Susanne
58	38	43.58	0.8720	14.7649	13.42	144 Bone, Ken
59	0	0.00	0.0000	0.0000	0.00	96 West, Susan
60	0	37.84	0.0000	0.0000	0.00	158 Fleming, Jack

PRODUCTION -- Overall Stage Results

Victorian State Titles 18-20 Feb 2011

Printed February 20, 2011 at 15:11



Stage 12 -- Stage 12 - Range 12

	PTS	TIME	HIT FACTOR	STAGE POINTS	STAGE PERCENT	COMPETITOR # Name
1	104	15.86	6.5574	110.0000	100.00	170 Tueno, Gary
2	104	16.87	6.1648	103.4144	94.01	166 Houston, Scott
3	104	17.89	5.8133	97.5182	88.65	140 Page, Shane
4	104	18.49	5.6247	94.3537	85.78	149 White, Gary
5	110	19.86	5.5388	92.9129	84.47	89 Modra, Steven
6	104	19.10	5.4450	91.3403	83.04	22 Moon, Greg
7	104	19.37	5.3691	90.0671	81.88	165 Hendrickson, Rick
8	100	19.11	5.2329	87.7813	79.80	68 Whitfield, Simon
9	108	21.02	5.1380	86.1893	78.35	57 Ellis, Chris
10	89	19.19	4.6378	77.7996	70.73	143 Scott, Darren
11	104	22.65	4.5916	77.0243	70.02	41 Tanner, John
12	108	23.64	4.5685	76.6371	69.67	189 Twemlow, Ross
13	108	25.01	4.3183	72.4390	65.85	12 Brown, Steve
14	87	20.25	4.2963	72.0704	65.52	152 Cicolini, Paul
15	87	20.42	4.2605	71.4704	64.97	63 Hooper, Boyd
16	104	24.82	4.1902	70.2901	63.90	188 Taylor, Scott
17	87	20.81	4.1807	70.1309	63.76	212 Rowatt, Ped
18	61	15.25	4.0000	67.1000	61.00	123 Langley, Paul
19	110	28.43	3.8692	64.9050	59.00	8 King, Geoff
20	78	20.50	3.8049	63.8268	58.02	138 Trotter, Andrew
21	102	27.32	3.7335	62.6299	56.94	28 Cilia, Noel
22	89	24.26	3.6686	61.5406	55.95	14 Sullivan (Jnr), Joseph
23	104	29.14	3.5690	59.8696	54.43	121 Jarvis, Mark
24	108	31.82	3.3941	56.9359	51.76	99 Turkkan, Erol
25	83	24.57	3.3781	56.6677	51.52	6 Docherty, Terry
26	108	32.08	3.3666	56.4744	51.34	29 Elisha, Simon
27	100	30.31	3.2992	55.3448	50.31	167 Houston, Jarred
28	104	31.69	3.2818	55.0521	50.05	60 Schenck, Fred
29	104	33.57	3.0980	51.9690	47.24	79 Hagiantoniou, Stavros
30	87	28.59	3.0430	51.0467	46.41	27 Filzek, Sebastian
31	70	23.21	3.0159	50.5924	45.99	156 Keed, Adrian
32	102	35.05	2.9101	48.8174	44.38	105 Manwaring, Kip
33	85	29.21	2.9100	48.8146	44.38	171 Wong, Steve
34	81	28.10	2.8826	48.3550	43.96	53 Rickard, Dane
35	110	38.69	2.8431	47.6932	43.36	11 Scott, Dave
36	77	27.92	2.7579	46.2634	42.06	18 Doherty, Peter
37	94	34.14	2.7534	46.1878	41.99	13 Winnik, Daniel
38	92	34.67	2.6536	44.5140	40.47	137 Pallone, Stephen
39	102	38.81	2.6282	44.0879	40.08	190 Twemlow, Shane
40	87	33.48	2.5986	43.5910	39.63	211 Morabito, Gregory
41	78	30.62	2.5474	42.7319	38.85	184 Osborne, Neil
42	96	39.42	2.4353	40.8524	37.14	174 Angelopoulos, James

PRODUCTION -- Overall Stage Results

Victorian State Titles 18-20 Feb 2011

Printed February 20, 2011 at 15:11



Stage 12 -- Stage 12 - Range 12

	PTS	TIME	HIT FACTOR	STAGE POINTS	STAGE PERCENT	COMPETITOR # Name
43	72	32.36	2.2250	37.3239	33.93	104 Young, Richard
44	106	49.29	2.1505	36.0753	32.80	54 Corradi, James
45	94	44.19	2.1272	35.6834	32.44	157 Ferro, Perry
46	79	38.39	2.0578	34.5201	31.38	7 Mc Crae, Colin
47	90	44.97	2.0013	33.5724	30.52	40 Micallef, Steven
48	110	64.13	1.7153	28.7736	26.16	35 Sarelius, Carl
49	65	38.09	1.7065	28.6263	26.02	84 O'Connor, Robert
50	62	44.44	1.3951	23.4035	21.28	78 Hagiantoniou, Savvas
51	24	26.01	0.9227	15.4787	14.07	17 Chattington, Andrew
52	55	64.92	0.8472	14.2117	12.92	49 Cilia, Joanna
53	14	46.33	0.3022	5.0691	4.61	58 Josipovic, Robert
54	0	0.00	0.0000	0.0000	0.00	51 Lynch, Bill



Disqualified Shooters

<u>No.</u>	<u>Name</u>
------------	-------------

26	Lester, Steve
50	Aksu, Mustafa
55	Soldini, Suzy
142	Greenhall, Peter
160	Lyne, Greg
163	Edwards, Phillip
168	Castillo, Jigger
169	Di Pasquale, Nino
200	Koczy, Nathan
203	Santin, Dino