


OPEN -- Overall Stage Results
2017 Victorian State Selection Match #3

Printed October 24, 2017 at 7:01



Stage 1 -- Range 1

	PTS	TIME	HIT FACTOR	STAGE POINTS	STAGE PERCENT	COMPETITOR # Name
1	150	25.87	5.7982	160.0000	100.00	52 Loftes, Jonathan
2	150	26.43	5.6754	156.6099	97.88	74 Peeters, Adrian
3	151	27.00	5.5926	154.3257	96.45	68 Nolan, Jason
4	147	28.38	5.1797	142.9322	89.33	84 Tanner, John
5	153	32.32	4.7339	130.6307	81.64	32 Durham, Justin
6	150	32.66	4.5928	126.7361	79.21	83 Takac, Ivan
7	149	32.74	4.5510	125.5835	78.49	13 Campbell, Bill
8	156	34.75	4.4892	123.8782	77.42	48 Kok, Patrick
9	154	34.62	4.4483	122.7492	76.72	7 Bentican, Leon
10	151	34.27	4.4062	121.5872	75.99	101 Prendergast, Dennis
11	134	30.59	4.3805	120.8789	75.55	95 Xhaferi, Naz
12	156	35.96	4.3382	119.7099	74.82	38 Hatch, Pamela
13	133	30.75	4.3252	119.3525	74.60	11 Calvert, Tom
14	149	34.68	4.2964	118.5584	74.10	99 Giarola, Emily
15	141	32.91	4.2844	118.2269	73.89	96 Ziday, Allan
16	157	38.77	4.0495	111.7452	69.84	56 Krcevinac, Mike
17	139	35.51	3.9144	108.0163	67.51	47 Kingston, Jason
18	139	35.53	3.9122	107.9555	67.47	103 Triantafillidis, Kosta
19	152	39.25	3.8726	106.8634	66.79	1 Allen, Charles
20	138	36.89	3.7409	103.2275	64.52	69 Nowak, Paul
21	156	42.31	3.6871	101.7435	63.59	20 Cranson, Aaron
22	145	40.39	3.5900	99.0648	61.92	67 Nelson, Carl
23	153	44.40	3.4459	95.0897	59.43	39 Hateley, Kim
24	155	47.38	3.2714	90.2738	56.42	73 Pallone, Stephen
25	144	44.36	3.2462	89.5769	55.99	12 Campbell, Julie
26	140	51.08	2.7408	75.6314	47.27	91 West, Susan
27	143	52.23	2.7379	75.5512	47.22	27 Dickson, Ken
28	103	48.04	2.1440	59.1642	36.98	28 Docherty, Terry
29	62	45.74	1.3555	37.4042	23.38	66 Murray, Geoffrey

STANDARD -- Overall Stage Results

2017 Victorian State Selection Match #3

Printed October 24, 2017 at 7:01



Stage 1 -- Range 1

	PTS	TIME	HIT FACTOR	STAGE POINTS	STAGE PERCENT	COMPETITOR # Name
1	151	25.05	6.0279	160.0000	100.00	31 Dunne, Jack
2	156	29.84	5.2279	138.7639	86.73	62 Mc Ivor, Daniel
3	152	29.21	5.2037	138.1220	86.33	78 Rech, Ian
4	151	33.05	4.5688	121.2708	75.79	90 Were, Gail
5	156	34.43	4.5309	120.2647	75.17	55 Lyne, Greg
6	152	34.57	4.3969	116.7065	72.94	63 Moysey, Chris
7	127	29.90	4.2475	112.7414	70.46	30 Drakeley, Paul
8	148	34.93	4.2370	112.4641	70.29	93 Wilson, David
9	158	37.87	4.1722	110.7420	69.21	51 Lindsay, Douglas
10	143	34.45	4.1509	110.1787	68.86	108 Hateley, Dean
11	137	33.80	4.0533	107.5857	67.24	23 Dailey, David
12	146	37.09	3.9364	104.4833	65.30	10 Brand, Cameron
13	144	36.65	3.9291	104.2892	65.18	43 James, Lucille
14	133	35.83	3.7120	98.5271	61.58	76 Radburn, Jason
15	158	44.58	3.5442	94.0736	58.80	86 Tolentino, Wayne
16	157	45.34	3.4627	91.9113	57.44	18 Cilia, Noel
17	126	36.90	3.4146	90.6348	56.65	100 Cesarello, Tony
18	121	38.68	3.1282	83.0328	51.90	107 Seddon, Scott
19	124	39.93	3.1054	82.4277	51.52	104 Sullivan (Jnr), Joseph
20	154	50.56	3.0459	80.8471	50.53	24 Dailey, Vicki
21	142	49.62	2.8617	75.9595	47.47	6 Batten, Lindsay
22	154	68.20	2.2581	59.9359	37.46	21 Cranson, Ian

PRODUCTION -- Overall Stage Results

2017 Victorian State Selection Match #3

Printed October 24, 2017 at 7:01



Stage 1 -- Range 1

	PTS	TIME	HIT FACTOR	STAGE POINTS	STAGE PERCENT	COMPETITOR # Name
1	146	25.82	5.6545	160.0000	100.00	3 Angelopoulos, Andrew
2	150	27.98	5.3610	151.6935	94.81	19 Cooke, Alistair
3	144	27.24	5.2863	149.5818	93.49	88 Winthorst, Jorg
4	132	25.11	5.2569	148.7478	92.97	45 Josipovic, Robert
5	144	29.61	4.8632	137.6092	86.01	9 Bouchut, Jean-Claude
6	127	26.57	4.7798	135.2495	84.53	35 Fung, Jason
7	127	27.91	4.5503	128.7559	80.47	97 Ferrero, Shaun
8	148	33.06	4.4767	126.6725	79.17	70 Ohanian, Chris
9	148	33.07	4.4754	126.6342	79.15	80 Schlen, Gideon
10	148	33.97	4.3568	123.2791	77.05	26 Degway, Florendo
11	144	33.19	4.3387	122.7661	76.73	41 Hendrickson, Rick
12	158	36.48	4.3311	122.5535	76.60	17 Cicolini, Paul
13	144	34.10	4.2229	119.4900	74.68	77 Radburn, Rhys
14	119	28.52	4.1725	118.0649	73.79	85 Taylor, James
15	144	37.22	3.8689	109.4736	68.42	36 Harris, David
16	144	37.30	3.8606	109.2388	68.27	16 Cheng, Vanessa
17	144	38.28	3.7618	106.4422	66.53	50 Leung, Wai Chi (Uran)
18	150	41.59	3.6066	102.0530	63.78	54 Lott, Shane
19	136	41.25	3.2970	93.2907	58.31	29 Dorkota, Joe
20	142	44.91	3.1619	89.4682	55.92	46 Kelly, Glenn
21	146	46.87	3.1150	88.1417	55.09	87 Vainer, Michael
22	142	46.08	3.0816	87.1965	54.50	82 Stenner, Peter
23	150	49.64	3.0218	85.5033	53.44	60 Maningas, Garry
24	142	47.55	2.9863	84.5009	52.81	59 Madar, Jozef
25	156	55.22	2.8251	79.9377	49.96	61 Marshall, Jason
26	158	65.83	2.4001	67.9136	42.45	34 Fowler, Keith
27	150	71.53	2.0970	59.3371	37.09	98 Ferrero, Ray
28	70	54.19	1.2918	36.5513	22.84	53 Lott, Jody
29	100	84.98	1.1767	33.2971	20.81	72 Owens, Michelle

CLASSIC -- Overall Stage Results

2017 Victorian State Selection Match #3


Printed October 24, 2017 at 7:01



Stage 1 -- Range 1

	PTS	TIME	HIT FACTOR	STAGE POINTS	STAGE PERCENT	COMPETITOR # Name
1	152	26.90	5.6506	160.0000	100.00	102 Rehlicki, Ivan
2	148	30.32	4.8813	138.2169	86.39	71 Oliver, Mark
3	142	30.15	4.7098	133.3613	83.35	44 Jarvis, Mark
4	144	31.20	4.6154	130.6883	81.68	42 Houston, Scott
5	154	33.89	4.5441	128.6702	80.42	2 Angelopoulos, Louie
6	154	35.87	4.2933	121.5676	75.98	25 Damaso, Gary
7	145	34.75	4.1727	118.1522	73.85	37 Hatch, Greg
8	152	36.43	4.1724	118.1444	73.84	89 Whitfield, Simon
9	134	32.22	4.1589	117.7627	73.60	33 Ellis, Chris
10	154	41.10	3.7470	106.0981	66.31	106 Munday, Stephen
11	104	29.91	3.4771	98.4568	61.54	22 Crigan, Rob
12	138	41.54	3.3221	94.0679	58.79	58 McCrae, Colin
13	129	40.32	3.1994	90.5937	56.62	40 Hatzipantelis, Jim
14	146	46.61	3.1324	88.6957	55.43	49 Laing, Bradley
15	148	47.90	3.0898	87.4893	54.68	94 Wilson, Erin
16	154	51.09	3.0143	85.3520	53.34	14 Capadouca, Jared
17	117	43.81	2.6706	75.6208	47.26	92 Whitfield, Aidan
18	142	54.79	2.5917	73.3864	45.87	15 Capadouca, Chris
19	109	45.03	2.4206	68.5414	42.84	79 Reynolds, Dean
20	142	66.30	2.1418	60.6462	37.90	81 Singer, Ann
21	135	90.50	1.4917	42.2390	26.40	5 Bailey, Fergus
22	0	0.00	0.0000	0.0000	0.00	105 Moon, Greg

OPEN -- Overall Stage Results
2017 Victorian State Selection Match #3
 Printed October 24, 2017 at 7:01



Stage 2 -- Range 2 LHS

	PTS	TIME	HIT FACTOR	STAGE POINTS	STAGE PERCENT	COMPETITOR # Name
1	152	16.42	9.2570	155.0000	100.00	52 Loftes, Jonathan
2	145	16.65	8.7087	145.8193	94.08	74 Peeters, Adrian
3	144	16.63	8.6590	144.9878	93.54	20 Cranson, Aaron
4	135	16.20	8.3333	139.5340	90.02	68 Nolan, Jason
5	152	19.28	7.8838	132.0073	85.17	32 Durham, Justin
6	147	18.80	7.8191	130.9245	84.47	83 Takac, Ivan
7	144	19.16	7.5157	125.8428	81.19	38 Hatch, Pamela
8	139	19.89	6.9884	117.0149	75.49	69 Nowak, Paul
9	150	21.50	6.9767	116.8192	75.37	96 Ziday, Allan
10	151	21.87	6.9044	115.6084	74.59	84 Tanner, John
11	135	19.83	6.8079	113.9915	73.54	11 Calvert, Tom
12	144	21.27	6.7701	113.3591	73.13	103 Triantafillidis, Kosta
13	134	20.26	6.6140	110.7456	71.45	47 Kingston, Jason
14	125	19.94	6.2688	104.9654	67.72	13 Campbell, Bill
15	144	23.19	6.2096	103.9736	67.08	99 Giarola, Emily
16	147	24.06	6.1097	102.3017	66.00	67 Nelson, Carl
17	141	26.93	5.2358	87.6686	56.56	1 Allen, Charles
18	97	18.55	5.2291	87.5566	56.49	95 Xhaferi, Naz
19	146	28.51	5.1210	85.7466	55.32	56 Krcevinac, Mike
20	146	29.79	4.9010	82.0623	52.94	12 Campbell, Julie
21	149	31.17	4.7802	80.0407	51.64	39 Hateley, Kim
22	125	27.32	4.5754	76.6109	49.43	7 Bentican, Leon
23	133	29.83	4.4586	74.6551	48.16	91 West, Susan
24	126	29.27	4.3047	72.0791	46.50	27 Dickson, Ken
25	139	32.73	4.2469	71.1099	45.88	73 Pallone, Stephen
26	129	31.24	4.1293	69.1417	44.61	101 Prendergast, Dennis
27	80	24.43	3.2747	54.8312	35.37	48 Kok, Patrick
28	92	35.35	2.6025	43.5772	28.11	28 Docherty, Terry
29	59	26.72	2.2081	36.9723	23.85	66 Murray, Geoffrey

STANDARD -- Overall Stage Results

2017 Victorian State Selection Match #3

Printed October 24, 2017 at 7:01



Stage 2 -- Range 2 LHS

	PTS	TIME	HIT FACTOR	STAGE POINTS	STAGE PERCENT	COMPETITOR # Name
1	144	18.34	7.8517	155.0000	100.00	31 Dunne, Jack
2	136	17.57	7.7405	152.8043	98.58	62 Mc Ivor, Daniel
3	144	20.57	7.0005	138.1964	89.16	23 Dailey, David
4	141	20.85	6.7626	133.5001	86.13	104 Sullivan (Jnr), Joseph
5	131	20.72	6.3224	124.8102	80.52	107 Seddon, Scott
6	153	24.49	6.2474	123.3307	79.57	63 Moysey, Chris
7	144	24.19	5.9529	117.5155	75.82	55 Lyne, Greg
8	110	18.57	5.9235	116.9363	75.44	30 Drakeley, Paul
9	148	25.94	5.7055	112.6316	72.67	76 Radburn, Jason
10	145	25.48	5.6907	112.3407	72.48	90 Were, Gail
11	129	23.50	5.4894	108.3653	69.91	93 Wilson, David
12	146	26.74	5.4600	107.7854	69.54	100 Cesarello, Tony
13	152	27.87	5.4539	107.6652	69.46	18 Cilia, Noel
14	129	23.98	5.3795	106.1962	68.51	10 Brand, Cameron
15	141	26.36	5.3490	105.5947	68.13	108 Hateley, Dean
16	141	26.50	5.3208	105.0369	67.77	43 James, Lucille
17	148	29.05	5.0947	100.5736	64.89	86 Tolentino, Wayne
18	141	28.04	5.0285	99.2681	64.04	51 Lindsay, Douglas
19	149	33.82	4.4057	86.9724	56.11	21 Cranson, Ian
20	149	36.24	4.1115	81.1646	52.36	78 Rech, Ian
21	133	33.82	3.9326	77.6330	50.09	24 Dailey, Vicki
22	128	36.34	3.5223	69.5334	44.86	6 Batten, Lindsay

PRODUCTION -- Overall Stage Results

2017 Victorian State Selection Match #3

Printed October 24, 2017 at 7:01




Stage 2 -- Range 2 LHS

	PTS	TIME	HIT FACTOR	STAGE POINTS	STAGE PERCENT	COMPETITOR # Name
1	141	17.68	7.9751	155.0000	100.00	3 Angelopoulos, Andrew
2	136	17.52	7.7626	150.8689	97.33	35 Fung, Jason
3	139	20.07	6.9258	134.6053	86.84	41 Hendrickson, Rick
4	135	19.58	6.8948	134.0034	86.45	19 Cooke, Alistair
5	149	21.71	6.8632	133.3894	86.06	70 Ohanian, Chris
6	130	19.19	6.7744	131.6628	84.94	88 Winthorst, Jorg
7	145	22.40	6.4732	125.8099	81.17	97 Ferrero, Shaun
8	120	19.17	6.2598	121.6617	78.49	26 Degway, Florendo
9	137	22.59	6.0646	117.8689	76.04	17 Cicolini, Paul
10	147	24.72	5.9466	115.5750	74.56	36 Harris, David
11	110	19.08	5.7652	112.0493	72.29	85 Taylor, James
12	114	19.83	5.7489	111.7318	72.09	77 Radburn, Rhys
13	135	23.68	5.7010	110.8018	71.49	80 Schlen, Gideon
14	153	28.40	5.3873	104.7051	67.55	60 Maningas, Garry
15	106	20.03	5.2921	102.8537	66.36	45 Josipovic, Robert
16	139	26.40	5.2652	102.3307	66.02	9 Bouchut, Jean-Claude
17	137	26.09	5.2511	102.0567	65.84	50 Leung, Wai Chi (Uran)
18	141	27.06	5.2106	101.2712	65.34	16 Cheng, Vanessa
19	130	27.08	4.8006	93.3017	60.19	54 Lott, Shane
20	135	30.32	4.4525	86.5365	55.83	87 Vainer, Michael
21	137	31.64	4.3300	84.1548	54.29	82 Stenner, Peter
22	149	34.55	4.3126	83.8172	54.08	61 Marshall, Jason
23	129	30.79	4.1897	81.4282	52.53	46 Kelly, Glenn
24	147	36.96	3.9773	77.3001	49.87	59 Madar, Jozef
25	137	34.84	3.9323	76.4253	49.31	53 Lott, Jody
26	139	35.74	3.8892	75.5884	48.77	29 Dorkota, Joe
27	149	44.37	3.3581	65.2667	42.11	98 Ferrero, Ray
28	149	47.13	3.1615	61.4446	39.64	34 Fowler, Keith
29	134	69.98	1.9148	37.2157	24.01	72 Owens, Michelle

CLASSIC -- Overall Stage Results

2017 Victorian State Selection Match #3

Printed October 24, 2017 at 7:01



Stage 2 -- Range 2 LHS

	PTS	TIME	HIT FACTOR	STAGE POINTS	STAGE PERCENT	COMPETITOR # Name
1	133	18.78	7.0820	155.0000	100.00	42 Houston, Scott
2	128	18.58	6.8891	150.7787	97.28	25 Damaso, Gary
3	129	19.03	6.7788	148.3633	95.72	44 Jarvis, Mark
4	142	21.45	6.6200	144.8894	93.48	37 Hatch, Greg
5	139	21.12	6.5814	144.0444	92.93	102 Rehlicki, Ivan
6	135	20.83	6.4810	141.8470	91.51	71 Oliver, Mark
7	145	23.03	6.2961	137.8002	88.90	22 Crigan, Rob
8	147	23.47	6.2633	137.0818	88.44	33 Ellis, Chris
9	147	24.10	6.0996	133.4984	86.13	89 Whitfield, Simon
10	143	23.74	6.0236	131.8351	85.05	40 Hatzipantelis, Jim
11	123	21.22	5.7964	126.8631	81.85	2 Angelopoulos, Louie
12	147	28.55	5.1489	112.6904	72.70	58 McCrae, Colin
13	145	29.27	4.9539	108.4229	69.95	14 Capadouca, Jared
14	140	30.02	4.6636	102.0688	65.85	79 Reynolds, Dean
15	149	32.57	4.5748	100.1254	64.60	49 Laing, Bradley
16	145	32.77	4.4248	96.8428	62.48	94 Wilson, Erin
17	129	29.66	4.3493	95.1906	61.41	92 Whitfield, Aidan
18	133	31.65	4.2022	91.9716	59.34	15 Capadouca, Chris
19	155	40.11	3.8644	84.5775	54.57	106 Munday, Stephen
20	143	39.69	3.6029	78.8552	50.87	81 Singer, Ann
21	141	57.26	2.4625	53.8944	34.77	5 Bailey, Fergus
22	0	3.20	0.0000	0.0000	0.00	105 Moon, Greg

OPEN -- Overall Stage Results
2017 Victorian State Selection Match #3
 Printed October 24, 2017 at 7:01



Stage 3 -- Range 2 RHS

	PTS	TIME	HIT FACTOR	STAGE POINTS	STAGE PERCENT	COMPETITOR # Name
1	40	8.91	4.4893	45.0000	100.00	95 Xhaferi, Naz
2	39	8.80	4.4318	44.4234	98.72	68 Nolan, Jason
3	43	9.96	4.3173	43.2752	96.17	52 Loftes, Jonathan
4	40	9.99	4.0040	40.1351	89.19	11 Calvert, Tom
5	39	10.58	3.6862	36.9496	82.11	38 Hatch, Pamela
6	37	10.42	3.5509	35.5930	79.10	13 Campbell, Bill
7	26	8.71	2.9851	29.9216	66.49	20 Cranson, Aaron
8	38	14.12	2.6912	26.9761	59.95	67 Nelson, Carl
9	22	8.40	2.6190	26.2527	58.34	47 Kingston, Jason
10	32	13.21	2.4224	24.2816	53.96	56 Krcevinac, Mike
11	26	11.23	2.3152	23.2073	51.57	96 Ziday, Allan
12	25	10.86	2.3020	23.0749	51.28	83 Takac, Ivan
13	40	17.38	2.3015	23.0696	51.27	101 Prendergast, Dennis
14	24	12.51	1.9185	19.2302	42.73	84 Tanner, John
15	42	23.46	1.7903	17.9453	39.88	73 Pallone, Stephen
16	23	13.06	1.7611	17.6529	39.23	99 Giarola, Emily
17	22	12.91	1.7041	17.0815	37.96	69 Nowak, Paul
18	25	15.53	1.6098	16.1361	35.86	103 Triantafillidis, Kosta
19	24	14.98	1.6021	16.0594	35.69	48 Kok, Patrick
20	21	16.58	1.2666	12.6959	28.21	39 Hateley, Kim
21	25	28.27	0.8843	8.8643	19.70	91 West, Susan
22	7	9.91	0.7064	7.0803	15.73	74 Peeters, Adrian
23	9	15.28	0.5890	5.9040	13.12	66 Murray, Geoffrey
24	7	14.56	0.4808	4.8191	10.71	7 Bentican, Leon
25	1	10.12	0.0988	0.9905	2.20	32 Durham, Justin
26	0	19.67	0.0000	0.0000	0.00	12 Campbell, Julie
27	0	16.22	0.0000	0.0000	0.00	1 Allen, Charles
28	0	19.39	0.0000	0.0000	0.00	27 Dickson, Ken
29	0	25.55	0.0000	0.0000	0.00	28 Docherty, Terry

STANDARD -- Overall Stage Results

2017 Victorian State Selection Match #3

Printed October 24, 2017 at 7:01



Stage 3 -- Range 2 RHS

	PTS	TIME	HIT FACTOR	STAGE POINTS	STAGE PERCENT	COMPETITOR # Name
1	40	12.05	3.3195	45.0000	100.00	31 Dunne, Jack
2	37	12.09	3.0604	41.4873	92.19	62 Mc Ivor, Daniel
3	37	15.21	2.4326	32.9771	73.28	30 Drakeley, Paul
4	41	17.59	2.3309	31.5979	70.22	100 Cesarello, Tony
5	38	17.00	2.2353	30.3022	67.34	55 Lyne, Greg
6	43	19.64	2.1894	29.6802	65.96	18 Cilia, Noel
7	37	17.76	2.0833	28.2422	62.76	93 Wilson, David
8	25	12.82	1.9501	26.4357	58.75	63 Moysey, Chris
9	24	15.48	1.5504	21.0174	46.71	21 Cranson, Ian
10	18	12.89	1.3964	18.9304	42.07	10 Brand, Cameron
11	22	17.27	1.2739	17.2691	38.38	43 James, Lucille
12	24	19.32	1.2422	16.8401	37.42	6 Batten, Lindsay
13	20	16.54	1.2092	16.3921	36.43	108 Hateley, Dean
14	32	30.13	1.0621	14.3976	31.99	86 Tolentino, Wayne
15	13	13.26	0.9804	13.2904	29.53	23 Dailey, David
16	10	10.39	0.9625	13.0474	28.99	107 Seddon, Scott
17	15	16.86	0.8897	12.0607	26.80	78 Rech, Ian
18	20	26.29	0.7607	10.3129	22.92	24 Dailey, Vicki
19	0	14.18	0.0000	0.0000	0.00	90 Were, Gail
20	0	17.28	0.0000	0.0000	0.00	76 Radburn, Jason
21	0	11.17	0.0000	0.0000	0.00	104 Sullivan (Jnr), Joseph
22	0	10.46	0.0000	0.0000	0.00	51 Lindsay, Douglas

PRODUCTION -- Overall Stage Results

2017 Victorian State Selection Match #3

Printed October 24, 2017 at 7:01



Stage 3 -- Range 2 RHS

	PTS	TIME	HIT FACTOR	STAGE POINTS	STAGE PERCENT	COMPETITOR # Name
1	35	13.04	2.6840	45.0000	100.00	88 Winthorst, Jorg
2	43	17.30	2.4855	41.6720	92.60	61 Marshall, Jason
3	35	17.77	1.9696	33.0219	73.38	80 Schlen, Gideon
4	29	15.13	1.9167	32.1352	71.41	9 Bouchut, Jean-Claude
5	22	12.32	1.7857	29.9388	66.53	41 Hendrickson, Rick
6	20	11.41	1.7528	29.3878	65.31	85 Taylor, James
7	20	12.16	1.6447	27.5752	61.28	35 Fung, Jason
8	24	15.06	1.5936	26.7183	59.37	70 Ohanian, Chris
9	31	19.51	1.5889	26.6395	59.20	19 Cooke, Alistair
10	33	23.53	1.4025	23.5133	52.25	54 Lott, Shane
11	29	21.80	1.3303	22.3030	49.56	59 Madar, Jozef
12	22	17.12	1.2850	21.5447	47.88	60 Maningas, Garry
13	15	14.69	1.0211	17.1195	38.04	3 Angelopoulos, Andrew
14	9	12.63	0.7126	11.9471	26.55	77 Radburn, Rhys
15	20	38.06	0.5255	8.8101	19.58	72 Owens, Michelle
16	18	36.52	0.4929	8.2635	18.36	53 Lott, Jody
17	1	14.18	0.0705	1.1823	2.63	29 Dorkota, Joe
18	0	15.56	0.0000	0.0000	0.00	46 Kelly, Glenn
19	0	19.25	0.0000	0.0000	0.00	82 Stenner, Peter
20	0	28.96	0.0000	0.0000	0.00	98 Ferrero, Ray
21	0	14.46	0.0000	0.0000	0.00	97 Ferrero, Shaun
22	0	16.49	0.0000	0.0000	0.00	50 Leung, Wai Chi (Uran)
23	0	15.64	0.0000	0.0000	0.00	87 Vainer, Michael
24	0	17.11	0.0000	0.0000	0.00	17 Cicolini, Paul
25	0	23.75	0.0000	0.0000	0.00	26 Degway, Florendo
26	0	15.44	0.0000	0.0000	0.00	34 Fowler, Keith
27	0	19.53	0.0000	0.0000	0.00	16 Cheng, Vanessa
28	0	14.40	0.0000	0.0000	0.00	45 Josipovic, Robert
29	0	16.10	0.0000	0.0000	0.00	36 Harris, David

CLASSIC -- Overall Stage Results

2017 Victorian State Selection Match #3


Printed October 24, 2017 at 7:01



Stage 3 -- Range 2 RHS

	PTS	TIME	HIT FACTOR	STAGE POINTS	STAGE PERCENT	COMPETITOR # Name
1	41	12.79	3.2056	45.0000	100.00	71 Oliver, Mark
2	37	12.76	2.8997	40.7052	90.46	22 Crigan, Rob
3	33	12.18	2.7094	38.0335	84.52	42 Houston, Scott
4	37	14.35	2.5784	36.1950	80.43	44 Jarvis, Mark
5	42	16.38	2.5641	35.9944	79.99	89 Whitfield, Simon
6	27	12.45	2.1687	30.4434	67.65	102 Rehlicki, Ivan
7	33	17.50	1.8857	26.4713	58.83	14 Capadouca, Jared
8	36	19.53	1.8433	25.8761	57.50	49 Laing, Bradley
9	40	30.64	1.3055	18.3261	40.72	106 Munday, Stephen
10	14	12.90	1.0853	15.2348	33.86	37 Hatch, Greg
11	16	16.90	0.9467	13.2902	29.53	2 Angelopoulos, Louie
12	22	25.73	0.8550	12.0028	26.67	81 Singer, Ann
13	13	23.64	0.5499	7.7196	17.15	92 Whitfield, Aidan
14	5	34.36	0.1455	2.0428	4.54	94 Wilson, Erin
15	0	13.20	0.0000	0.0000	0.00	58 McCrae, Colin
16	0	11.03	0.0000	0.0000	0.00	33 Ellis, Chris
17	0	16.96	0.0000	0.0000	0.00	105 Moon, Greg
18	0	19.25	0.0000	0.0000	0.00	40 Hatzipantelis, Jim
19	0	20.19	0.0000	0.0000	0.00	5 Bailey, Fergus
20	0	15.42	0.0000	0.0000	0.00	15 Capadouca, Chris
21	0	18.69	0.0000	0.0000	0.00	79 Reynolds, Dean
22	0	14.31	0.0000	0.0000	0.00	25 Damaso, Gary

OPEN -- Overall Stage Results
2017 Victorian State Selection Match #3
 Printed October 24, 2017 at 7:01




Stage 4 -- Range 3 LHS

	PTS	TIME	HIT FACTOR	STAGE POINTS	STAGE PERCENT	COMPETITOR # Name
1	48	6.27	7.6555	50.0000	100.00	20 Cranson, Aaron
2	39	6.56	5.9451	38.8291	77.66	32 Durham, Justin
3	43	7.28	5.9066	38.5774	77.15	7 Bentican, Leon
4	46	7.89	5.8302	38.0783	76.16	84 Tanner, John
5	49	9.12	5.3728	35.0911	70.18	13 Campbell, Bill
6	48	9.21	5.2117	34.0391	68.08	68 Nolan, Jason
7	41	7.94	5.1637	33.7256	67.45	52 Loftes, Jonathan
8	43	8.42	5.1069	33.3544	66.71	96 Ziday, Allan
9	46	9.01	5.1054	33.3449	66.69	83 Takac, Ivan
10	34	6.94	4.8991	31.9975	63.99	95 Xhaferi, Naz
11	46	9.70	4.7423	30.9729	61.95	56 Krcevinac, Mike
12	42	9.87	4.2553	27.7926	55.59	47 Kingston, Jason
13	44	10.53	4.1785	27.2911	54.58	73 Pallone, Stephen
14	47	11.76	3.9966	26.1028	52.21	12 Campbell, Julie
15	47	12.34	3.8088	24.8759	49.75	27 Dickson, Ken
16	35	9.74	3.5934	23.4696	46.94	38 Hatch, Pamela
17	43	12.12	3.5479	23.1719	46.34	101 Prendergast, Dennis
18	35	10.22	3.4247	22.3673	44.73	103 Triantafillidis, Kosta
19	25	8.38	2.9833	19.4846	38.97	74 Peeters, Adrian
20	27	9.68	2.7893	18.2173	36.43	69 Nowak, Paul
21	36	12.92	2.7864	18.1985	36.40	66 Murray, Geoffrey
22	40	16.65	2.4024	15.6907	31.38	39 Hateley, Kim
23	36	15.32	2.3499	15.3476	30.70	91 West, Susan
24	39	17.50	2.2286	14.5554	29.11	99 Giarola, Emily
25	31	14.97	2.0708	13.5250	27.05	48 Kok, Patrick
26	32	15.84	2.0202	13.1944	26.39	28 Docherty, Terry
27	10	12.05	0.8299	5.4201	10.84	1 Allen, Charles
28	0	8.46	0.0000	0.0000	0.00	11 Calvert, Tom
29	0	11.26	0.0000	0.0000	0.00	67 Nelson, Carl

STANDARD -- Overall Stage Results

2017 Victorian State Selection Match #3

Printed October 24, 2017 at 7:01




Stage 4 -- Range 3 LHS

	PTS	TIME	HIT FACTOR	STAGE POINTS	STAGE PERCENT	COMPETITOR # Name
1	46	8.68	5.2995	50.0000	100.00	23 Dailey, David
2	38	8.17	4.6512	43.8827	87.77	31 Dunne, Jack
3	48	11.14	4.3088	40.6526	81.31	78 Rech, Ian
4	42	10.15	4.1379	39.0405	78.08	93 Wilson, David
5	46	11.60	3.9655	37.4138	74.83	104 Sullivan (Jnr), Joseph
6	42	11.16	3.7634	35.5072	71.01	10 Brand, Cameron
7	50	13.35	3.7453	35.3363	70.67	18 Cilia, Noel
8	46	12.63	3.6421	34.3626	68.73	100 Cesarello, Tony
9	47	13.45	3.4944	32.9691	65.94	43 James, Lucille
10	42	12.19	3.4454	32.5070	65.01	55 Lyne, Greg
11	48	14.09	3.4067	32.1412	64.28	21 Cranson, Ian
12	49	15.82	3.0973	29.2228	58.45	51 Lindsay, Douglas
13	47	15.28	3.0759	29.0206	58.04	76 Radburn, Jason
14	40	13.04	3.0675	28.9410	57.88	6 Batten, Lindsay
15	47	16.02	2.9338	27.6801	55.36	86 Tolentino, Wayne
16	30	10.46	2.8681	27.0596	54.12	63 Moysey, Chris
17	32	12.14	2.6359	24.8693	49.74	90 Were, Gail
18	42	16.33	2.5720	24.2658	48.53	108 Hateley, Dean
19	28	11.09	2.5248	23.8209	47.64	107 Seddon, Scott
20	36	15.54	2.3166	21.8566	43.71	24 Dailey, Vicki
21	21	9.38	2.2388	21.1226	42.25	62 Mc Ivor, Daniel
22	19	9.27	2.0496	19.3377	38.68	30 Drakeley, Paul

PRODUCTION -- Overall Stage Results

2017 Victorian State Selection Match #3

Printed October 24, 2017 at 7:01



Stage 4 -- Range 3 LHS

	PTS	TIME	HIT FACTOR	STAGE POINTS	STAGE PERCENT	COMPETITOR # Name
1	46	8.92	5.1570	50.0000	100.00	88 Winthorst, Jorg
2	40	9.11	4.3908	42.5715	85.14	17 Cicolini, Paul
3	40	9.34	4.2827	41.5231	83.05	45 Josipovic, Robert
4	42	9.92	4.2339	41.0501	82.10	77 Radburn, Rhys
5	44	11.16	3.9427	38.2266	76.45	70 Ohanian, Chris
6	40	10.65	3.7559	36.4156	72.83	54 Lott, Shane
7	42	11.27	3.7267	36.1329	72.27	50 Leung, Wai Chi (Uran)
8	42	11.35	3.7004	35.8782	71.76	29 Dorkota, Joe
9	38	10.27	3.7001	35.8749	71.75	26 Degway, Florendo
10	46	13.88	3.3141	32.1326	64.27	61 Marshall, Jason
11	34	10.61	3.2045	31.0700	62.14	9 Bouchut, Jean-Claude
12	46	15.29	3.0085	29.1694	58.34	34 Fowler, Keith
13	40	13.30	3.0075	29.1599	58.32	60 Maningas, Garry
14	40	13.62	2.9369	28.4747	56.95	87 Vainer, Michael
15	27	10.26	2.6316	25.5149	51.03	3 Angelopoulos, Andrew
16	29	12.27	2.3635	22.9156	45.83	80 Schlen, Gideon
17	21	8.97	2.3411	22.6989	45.40	41 Hendrickson, Rick
18	17	8.45	2.0118	19.5060	39.01	97 Ferrero, Shaun
19	25	12.69	1.9701	19.1010	38.20	82 Stenner, Peter
20	44	22.71	1.9375	18.7851	37.57	59 Madar, Jozef
21	17	8.84	1.9231	18.6455	37.29	35 Fung, Jason
22	22	12.42	1.7713	17.1743	34.35	46 Kelly, Glenn
23	34	20.72	1.6409	15.9099	31.82	98 Ferrero, Ray
24	23	14.08	1.6335	15.8381	31.68	53 Lott, Jody
25	13	9.44	1.3771	13.3521	26.70	19 Cooke, Alistair
26	14	13.12	1.0671	10.3460	20.69	16 Cheng, Vanessa
27	7	8.41	0.8323	8.0701	16.14	85 Taylor, James
28	0	11.33	0.0000	0.0000	0.00	36 Harris, David
29	0	5.06	0.0000	0.0000	0.00	72 Owens, Michelle

CLASSIC -- Overall Stage Results

2017 Victorian State Selection Match #3

Printed October 24, 2017 at 7:01



Stage 4 -- Range 3 LHS

	PTS	TIME	HIT FACTOR	STAGE POINTS	STAGE PERCENT	COMPETITOR # Name
1	42	8.89	4.7244	50.0000	100.00	44 Jarvis, Mark
2	48	10.20	4.7059	49.8039	99.61	42 Houston, Scott
3	47	10.15	4.6305	49.0066	98.01	37 Hatch, Greg
4	46	10.20	4.5098	47.7288	95.46	2 Angelopoulos, Louie
5	42	9.58	4.3841	46.3987	92.80	105 Moon, Greg
6	36	8.72	4.1284	43.6927	87.39	25 Damaso, Gary
7	45	12.58	3.5771	37.8577	75.72	89 Whitfield, Simon
8	46	13.13	3.5034	37.0779	74.16	58 McCrae, Colin
9	34	9.78	3.4765	36.7928	73.59	71 Oliver, Mark
10	46	13.77	3.3406	35.3546	70.71	22 Crigan, Rob
11	46	16.23	2.8343	29.9959	59.99	79 Reynolds, Dean
12	36	12.79	2.8147	29.7889	59.58	15 Capadouca, Chris
13	47	17.67	2.6599	28.1503	56.30	49 Laing, Bradley
14	49	20.05	2.4439	25.8645	51.73	106 Munday, Stephen
15	19	8.63	2.2016	23.3005	46.60	102 Rehlicki, Ivan
16	42	19.75	2.1266	22.5063	45.01	94 Wilson, Erin
17	30	16.03	1.8715	19.8066	39.61	14 Capadouca, Jared
18	28	16.25	1.7231	18.2359	36.47	92 Whitfield, Aidan
19	48	28.77	1.6684	17.6573	35.31	5 Bailey, Fergus
20	15	9.48	1.5823	16.7458	33.49	40 Hatzipantelis, Jim
21	23	15.78	1.4575	15.4256	30.85	81 Singer, Ann
22	5	9.62	0.5198	5.5007	11.00	33 Ellis, Chris

OPEN -- Overall Stage Results
2017 Victorian State Selection Match #3
 Printed October 24, 2017 at 7:01



Stage 5 -- Range 3 RHS

	PTS	TIME	HIT FACTOR	STAGE POINTS	STAGE PERCENT	COMPETITOR # Name
1	78	13.81	5.6481	80.0000	100.00	68 Nolan, Jason
2	75	16.27	4.6097	65.2924	81.62	83 Takac, Ivan
3	78	17.01	4.5855	64.9500	81.19	7 Bentican, Leon
4	73	16.06	4.5455	64.3823	80.48	103 Triantafillidis, Kosta
5	73	16.06	4.5455	64.3823	80.48	13 Campbell, Bill
6	72	16.10	4.4720	63.3426	79.18	32 Durham, Justin
7	73	16.54	4.4135	62.5139	78.14	52 Loftes, Jonathan
8	71	16.16	4.3936	62.2309	77.79	38 Hatch, Pamela
9	75	17.41	4.3079	61.0171	76.27	56 Krcevinac, Mike
10	63	14.67	4.2945	60.8274	76.03	20 Cranson, Aaron
11	78	18.40	4.2391	60.0435	75.05	101 Prendergast, Dennis
12	69	16.38	4.2125	59.6656	74.58	96 Ziday, Allan
13	69	16.66	4.1417	58.6628	73.33	99 Giarola, Emily
14	75	19.10	3.9267	55.6182	69.52	73 Pallone, Stephen
15	73	19.15	3.8120	53.9937	67.49	48 Kok, Patrick
16	76	19.97	3.8057	53.9044	67.38	69 Nowak, Paul
17	69	18.22	3.7870	53.6401	67.05	47 Kingston, Jason
18	75	21.36	3.5112	49.7335	62.17	84 Tanner, John
19	73	21.08	3.4630	49.0503	61.31	27 Dickson, Ken
20	58	17.30	3.3526	47.4866	59.36	11 Calvert, Tom
21	66	20.07	3.2885	46.5785	58.22	95 Xhaferi, Naz
22	64	23.44	2.7304	38.6733	48.34	1 Allen, Charles
23	70	25.85	2.7079	38.3554	47.94	91 West, Susan
24	34	13.99	2.4303	34.4231	43.03	74 Peeters, Adrian
25	69	28.74	2.4008	34.0057	42.51	39 Hateley, Kim
26	59	25.43	2.3201	32.8621	41.08	12 Campbell, Julie
27	41	22.06	1.8586	26.3249	32.91	66 Murray, Geoffrey
28	30	18.38	1.6322	23.1188	28.90	28 Docherty, Terry
29	63	52.43	1.2016	17.0196	21.27	67 Nelson, Carl

STANDARD -- Overall Stage Results

2017 Victorian State Selection Match #3

Printed October 24, 2017 at 7:01



Stage 5 -- Range 3 RHS

	PTS	TIME	HIT FACTOR	STAGE POINTS	STAGE PERCENT	COMPETITOR # Name
1	74	18.21	4.0637	80.0000	100.00	93 Wilson, David
2	74	19.55	3.7852	74.5166	93.15	90 Were, Gail
3	68	18.08	3.7611	74.0421	92.55	107 Seddon, Scott
4	68	18.19	3.7383	73.5943	91.99	63 Moysey, Chris
5	77	20.75	3.7108	73.0535	91.32	78 Rech, Ian
6	70	18.89	3.7057	72.9515	91.19	10 Brand, Cameron
7	73	20.17	3.6192	71.2501	89.06	76 Radburn, Jason
8	75	20.80	3.6058	70.9849	88.73	23 Dailey, David
9	54	15.17	3.5597	70.0771	87.60	62 Mc Ivor, Daniel
10	76	21.56	3.5250	69.3958	86.74	100 Cesarello, Tony
11	63	18.52	3.4017	66.9681	83.71	43 James, Lucille
12	79	24.00	3.2917	64.8014	81.00	18 Cilia, Noel
13	70	21.82	3.2081	63.1556	78.94	51 Lindsay, Douglas
14	76	24.12	3.1509	62.0304	77.54	55 Lyne, Greg
15	72	23.04	3.1250	61.5203	76.90	6 Batten, Lindsay
16	44	14.23	3.0921	60.8718	76.09	31 Dunne, Jack
17	50	16.91	2.9568	58.2096	72.76	30 Drakeley, Paul
18	70	26.72	2.6198	51.5739	64.47	21 Cranson, Ian
19	62	24.70	2.5101	49.4155	61.77	24 Dailey, Vicki
20	35	18.64	1.8777	36.9650	46.21	104 Sullivan (Jnr), Joseph
21	46	26.73	1.7209	33.8787	42.35	86 Tolentino, Wayne
22	0	18.31	0.0000	0.0000	0.00	108 Hateley, Dean

PRODUCTION -- Overall Stage Results

2017 Victorian State Selection Match #3

Printed October 24, 2017 at 7:01



Stage 5 -- Range 3 RHS

	PTS	TIME	HIT FACTOR	STAGE POINTS	STAGE PERCENT	COMPETITOR # Name
1	76	16.45	4.6201	80.0000	100.00	3 Angelopoulos, Andrew
2	72	16.43	4.3822	75.8817	94.85	45 Josipovic, Robert
3	64	15.33	4.1748	72.2903	90.36	35 Fung, Jason
4	68	17.18	3.9581	68.5375	85.67	41 Hendrickson, Rick
5	72	18.28	3.9387	68.2022	85.25	17 Cicolini, Paul
6	68	17.83	3.8138	66.0389	82.55	54 Lott, Shane
7	72	19.08	3.7736	65.3426	81.68	36 Harris, David
8	62	18.36	3.3769	58.4738	73.09	77 Radburn, Rhys
9	64	19.57	3.2703	56.6280	70.79	60 Maningas, Garry
10	72	22.62	3.1830	55.1166	68.90	50 Leung, Wai Chi (Uran)
11	70	22.20	3.1532	54.5993	68.25	46 Kelly, Glenn
12	60	19.16	3.1315	54.2248	67.78	19 Cooke, Alistair
13	66	21.87	3.0178	52.2562	65.32	87 Vainer, Michael
14	64	21.36	2.9963	51.8825	64.85	85 Taylor, James
15	51	17.05	2.9912	51.7950	64.74	97 Ferrero, Shaun
16	53	17.92	2.9576	51.2130	64.02	70 Ohanian, Chris
17	66	23.38	2.8229	48.8812	61.10	61 Marshall, Jason
18	54	19.56	2.7607	47.8043	59.76	53 Lott, Jody
19	55	20.59	2.6712	46.2539	57.82	80 Schlen, Gideon
20	42	15.83	2.6532	45.9421	57.43	88 Winthorst, Jorg
21	70	27.58	2.5381	43.9487	54.94	98 Ferrero, Ray
22	55	22.86	2.4059	41.6609	52.08	82 Stenner, Peter
23	61	26.39	2.3115	40.0251	50.03	59 Madar, Jozef
24	47	21.51	2.1850	37.8355	47.29	16 Cheng, Vanessa
25	66	31.16	2.1181	36.6766	45.85	34 Fowler, Keith
26	25	19.40	1.2887	22.3142	27.89	29 Dorkota, Joe
27	23	18.26	1.2596	21.8107	27.26	26 Degway, Florendo
28	35	37.36	0.9368	16.2220	20.28	9 Bouchut, Jean-Claude
29	0	35.47	0.0000	0.0000	0.00	72 Owens, Michelle

CLASSIC -- Overall Stage Results

2017 Victorian State Selection Match #3


Printed October 24, 2017 at 7:01



Stage 5 -- Range 3 RHS

	PTS	TIME	HIT FACTOR	STAGE POINTS	STAGE PERCENT	COMPETITOR # Name
1	76	15.46	4.9159	80.0000	100.00	102 Rehlicki, Ivan
2	78	18.14	4.2999	69.9750	87.47	89 Whitfield, Simon
3	66	15.58	4.2362	68.9386	86.17	25 Damaso, Gary
4	68	16.96	4.0094	65.2483	81.56	42 Houston, Scott
5	72	18.17	3.9626	64.4857	80.61	105 Moon, Greg
6	65	16.76	3.8783	63.1139	78.89	37 Hatch, Greg
7	66	17.16	3.8462	62.5911	78.24	22 Crigan, Rob
8	60	18.43	3.2556	52.9800	66.22	33 Ellis, Chris
9	78	25.39	3.0721	49.9940	62.49	14 Capadouca, Jared
10	72	24.72	2.9126	47.3991	59.25	49 Laing, Bradley
11	47	16.46	2.8554	46.4680	58.08	2 Angelopoulos, Louie
12	64	23.48	2.7257	44.3576	55.45	92 Whitfield, Aidan
13	78	31.16	2.5032	40.7364	50.92	106 Munday, Stephen
14	60	24.95	2.4048	39.1351	48.92	44 Jarvis, Mark
15	62	28.29	2.1916	35.6652	44.58	58 McCrae, Colin
16	52	24.83	2.0942	34.0810	42.60	71 Oliver, Mark
17	49	23.50	2.0851	33.9324	42.42	81 Singer, Ann
18	61	29.91	2.0395	33.1894	41.49	79 Reynolds, Dean
19	53	26.77	1.9798	32.2191	40.27	15 Capadouca, Chris
20	31	22.78	1.3608	22.1459	27.68	40 Hatzipantelis, Jim
21	34	39.60	0.8586	13.9724	17.47	94 Wilson, Erin
22	0	6.62	0.0000	0.0000	0.00	5 Bailey, Fergus

OPEN -- Overall Stage Results
2017 Victorian State Selection Match #3
 Printed October 24, 2017 at 7:01




Stage 6 -- Range 4 LHS

	PTS	TIME	HIT FACTOR	STAGE POINTS	STAGE PERCENT	COMPETITOR # Name
1	114	13.30	8.5714	120.0000	100.00	13 Campbell, Bill
2	111	13.34	8.3208	116.4918	97.08	52 Loftes, Jonathan
3	117	14.20	8.2394	115.3521	96.13	32 Durham, Justin
4	101	13.52	7.4704	104.5858	87.15	20 Cranson, Aaron
5	96	13.25	7.2453	101.4340	84.53	74 Peeters, Adrian
6	110	15.26	7.2084	100.9174	84.10	38 Hatch, Pamela
7	119	16.84	7.0665	98.9311	82.44	7 Bentican, Leon
8	103	14.83	6.9454	97.2353	81.03	96 Ziday, Allan
9	112	16.28	6.8796	96.3145	80.26	48 Kok, Patrick
10	115	17.10	6.7251	94.1521	78.46	101 Prendergast, Dennis
11	111	16.83	6.5954	92.3351	76.95	103 Triantafillidis, Kosta
12	117	18.28	6.4004	89.6061	74.67	84 Tanner, John
13	89	14.17	6.2809	87.9323	73.28	11 Calvert, Tom
14	109	17.37	6.2752	87.8526	73.21	99 Giarola, Emily
15	114	18.20	6.2637	87.6923	73.08	56 Krcevinac, Mike
16	106	17.34	6.1130	85.5825	71.32	69 Nowak, Paul
17	87	14.42	6.0333	84.4660	70.39	68 Nolan, Jason
18	103	17.38	5.9264	82.9689	69.14	83 Takac, Ivan
19	113	19.69	5.7390	80.3454	66.95	73 Pallone, Stephen
20	107	19.88	5.3823	75.3521	62.79	47 Kingston, Jason
21	114	22.47	5.0734	71.0280	59.19	27 Dickson, Ken
22	117	23.40	5.0000	70.0000	58.33	39 Hateley, Kim
23	98	19.78	4.9545	69.3630	57.80	1 Allen, Charles
24	100	21.90	4.5662	63.9269	53.27	12 Campbell, Julie
25	93	20.99	4.4307	62.0295	51.69	67 Nelson, Carl
26	90	20.93	4.3000	60.2007	50.17	66 Murray, Geoffrey
27	76	20.06	3.7886	53.0409	44.20	28 Docherty, Terry
28	98	28.07	3.4913	48.8778	40.73	91 West, Susan
29	90	26.09	3.4496	48.2944	40.25	95 Xhaferi, Naz

STANDARD -- Overall Stage Results

2017 Victorian State Selection Match #3

Printed October 24, 2017 at 7:01




Stage 6 -- Range 4 LHS

	PTS	TIME	HIT FACTOR	STAGE POINTS	STAGE PERCENT	COMPETITOR # Name
1	113	12.91	8.7529	120.0000	100.00	62 Mc Ivor, Daniel
2	113	13.51	8.3642	114.6706	95.56	23 Dailey, David
3	112	14.71	7.6139	104.3841	86.99	31 Dunne, Jack
4	104	15.22	6.8331	93.6802	78.07	107 Seddon, Scott
5	106	16.59	6.3894	87.5969	73.00	30 Drakeley, Paul
6	106	17.76	5.9685	81.8261	68.19	76 Radburn, Jason
7	112	19.37	5.7821	79.2716	66.06	90 Were, Gail
8	107	18.61	5.7496	78.8254	65.69	100 Cesarello, Tony
9	114	20.01	5.6972	78.1064	65.09	63 Moysey, Chris
10	105	19.06	5.5089	75.5258	62.94	78 Rech, Ian
11	102	18.58	5.4898	75.2633	62.72	43 James, Lucille
12	115	21.57	5.3315	73.0932	60.91	51 Lindsay, Douglas
13	110	21.47	5.1234	70.2408	58.53	10 Brand, Cameron
14	116	23.59	4.9173	67.4154	56.18	18 Cilia, Noel
15	96	19.60	4.8980	67.1497	55.96	55 Lyne, Greg
16	110	23.00	4.7826	65.5683	54.64	6 Batten, Lindsay
17	78	16.92	4.6099	63.2009	52.67	104 Sullivan (Jnr), Joseph
18	100	22.05	4.5351	62.1757	51.81	86 Tolentino, Wayne
19	69	16.59	4.1591	57.0206	47.52	93 Wilson, David
20	90	22.15	4.0632	55.7055	46.42	21 Cranson, Ian
21	94	24.81	3.7888	51.9434	43.29	24 Dailey, Vicki
22	53	20.75	2.5542	35.0176	29.18	108 Hateley, Dean

PRODUCTION -- Overall Stage Results

2017 Victorian State Selection Match #3

Printed October 24, 2017 at 7:01




Stage 6 -- Range 4 LHS

	PTS	TIME	HIT FACTOR	STAGE POINTS	STAGE PERCENT	COMPETITOR # Name
1	104	13.92	7.4713	120.0000	100.00	85 Taylor, James
2	100	13.70	7.2993	117.2375	97.70	88 Winthorst, Jorg
3	108	15.31	7.0542	113.3015	94.42	35 Fung, Jason
4	112	16.10	6.9565	111.7324	93.11	97 Ferrero, Shaun
5	112	16.13	6.9436	111.5246	92.94	3 Angelopoulos, Andrew
6	112	17.14	6.5344	104.9529	87.46	77 Radburn, Rhys
7	108	17.01	6.3492	101.9780	84.98	70 Ohanian, Chris
8	112	17.75	6.3099	101.3460	84.46	36 Harris, David
9	98	15.88	6.1713	99.1203	82.60	41 Hendrickson, Rick
10	116	18.89	6.1408	98.6309	82.19	26 Degway, Florendo
11	106	17.44	6.0780	97.6217	81.35	9 Bouchut, Jean-Claude
12	96	17.00	5.6471	90.7005	75.58	17 Cicolini, Paul
13	87	15.93	5.4614	87.7184	73.10	19 Cooke, Alistair
14	102	19.01	5.3656	86.1797	71.82	16 Cheng, Vanessa
15	102	20.38	5.0049	80.3865	66.99	54 Lott, Shane
16	104	21.75	4.7816	76.8000	64.00	50 Leung, Wai Chi (Uran)
17	112	23.50	4.7660	76.5486	63.79	82 Stenner, Peter
18	114	25.86	4.4084	70.8049	59.00	34 Fowler, Keith
19	96	21.98	4.3676	70.1505	58.46	46 Kelly, Glenn
20	108	25.23	4.2806	68.7533	57.29	59 Madar, Jozef
21	98	23.55	4.1614	66.8378	55.70	29 Dorkota, Joe
22	96	23.11	4.1540	66.7204	55.60	45 Josipovic, Robert
23	100	24.58	4.0683	65.3439	54.45	53 Lott, Jody
24	98	25.04	3.9137	62.8606	52.38	87 Vainer, Michael
25	102	26.33	3.8739	62.2209	51.85	60 Maningas, Garry
26	67	20.31	3.2989	52.9849	44.15	80 Schlen, Gideon
27	106	32.79	3.2327	51.9220	43.27	61 Marshall, Jason
28	106	35.84	2.9576	47.5034	39.59	98 Ferrero, Ray
29	69	53.69	1.2852	20.6416	17.20	72 Owens, Michelle

CLASSIC -- Overall Stage Results

2017 Victorian State Selection Match #3

Printed October 24, 2017 at 7:01



Stage 6 -- Range 4 LHS

	PTS	TIME	HIT FACTOR	STAGE POINTS	STAGE PERCENT	COMPETITOR # Name
1	109	15.01	7.2618	120.0000	100.00	2 Angelopoulos, Louie
2	116	17.41	6.6628	110.1019	91.75	44 Jarvis, Mark
3	106	16.08	6.5920	108.9319	90.78	25 Damaso, Gary
4	104	16.20	6.4198	106.0849	88.40	71 Oliver, Mark
5	117	18.81	6.2201	102.7857	85.65	89 Whitfield, Simon
6	106	17.57	6.0330	99.6941	83.08	22 Crigan, Rob
7	96	16.19	5.9296	97.9850	81.65	40 Hatzipantelis, Jim
8	112	19.22	5.8273	96.2942	80.25	42 Houston, Scott
9	98	17.75	5.5211	91.2354	76.03	33 Ellis, Chris
10	106	20.94	5.0621	83.6497	69.71	102 Rehlicki, Ivan
11	102	20.39	5.0025	82.6644	68.89	105 Moon, Greg
12	102	20.54	4.9659	82.0607	68.38	37 Hatch, Greg
13	100	20.73	4.8239	79.7143	66.43	58 McCrae, Colin
14	114	24.98	4.5637	75.4133	62.84	49 Laing, Bradley
15	92	22.71	4.0511	66.9431	55.79	15 Capadouca, Chris
16	111	27.43	4.0467	66.8702	55.73	106 Munday, Stephen
17	98	24.41	4.0147	66.3428	55.29	81 Singer, Ann
18	98	26.03	3.7649	62.2139	51.84	14 Capadouca, Jared
19	111	33.69	3.2947	54.4449	45.37	79 Reynolds, Dean
20	72	21.91	3.2862	54.3032	45.25	92 Whitfield, Aidan
21	94	33.02	2.8468	47.0420	39.20	94 Wilson, Erin
22	116	72.27	1.6051	26.5238	22.10	5 Bailey, Fergus

OPEN -- Overall Stage Results
2017 Victorian State Selection Match #3
 Printed October 24, 2017 at 7:01



Stage 7 -- Range 1

	PTS	TIME	HIT FACTOR	STAGE POINTS	STAGE PERCENT	COMPETITOR # Name
1	109	18.78	5.8040	110.0000	100.00	20 Cranson, Aaron
2	102	19.04	5.3571	101.5302	92.30	68 Nolan, Jason
3	102	19.04	5.3571	101.5302	92.30	52 Loftes, Jonathan
4	106	19.95	5.3133	100.6989	91.54	95 Xhaferi, Naz
5	103	20.49	5.0268	95.2702	86.61	13 Campbell, Bill
6	107	21.62	4.9491	93.7972	85.27	7 Bentican, Leon
7	104	21.41	4.8575	92.0616	83.69	38 Hatch, Pamela
8	103	21.49	4.7929	90.8370	82.58	84 Tanner, John
9	101	21.36	4.7285	89.6152	81.47	83 Takac, Ivan
10	105	22.32	4.7043	89.1573	81.05	101 Prendergast, Dennis
11	100	21.52	4.6468	88.0683	80.06	48 Kok, Patrick
12	101	21.76	4.6415	87.9679	79.97	96 Ziday, Allan
13	103	22.29	4.6209	87.5768	79.62	32 Durham, Justin
14	98	21.64	4.5287	85.8283	78.03	47 Kingston, Jason
15	101	23.33	4.3292	82.0481	74.59	56 Krcevinac, Mike
16	96	23.05	4.1649	78.9336	71.76	69 Nowak, Paul
17	90	21.61	4.1647	78.9314	71.76	103 Triantafillidis, Kosta
18	84	21.34	3.9363	74.6013	67.82	11 Calvert, Tom
19	105	27.04	3.8831	73.5943	66.90	99 Giarola, Emily
20	103	27.20	3.7868	71.7679	65.24	73 Pallone, Stephen
21	103	28.34	3.6344	68.8810	62.62	12 Campbell, Julie
22	98	28.49	3.4398	65.1922	59.27	67 Nelson, Carl
23	100	29.28	3.4153	64.7278	58.84	1 Allen, Charles
24	103	33.70	3.0564	57.9254	52.66	27 Dickson, Ken
25	71	23.63	3.0047	56.9451	51.77	28 Docherty, Terry
26	91	35.60	2.5562	48.4455	44.04	39 Hateley, Kim
27	86	35.66	2.4117	45.7066	41.55	66 Murray, Geoffrey
28	0	0.00	0.0000	0.0000	0.00	91 West, Susan
29	0	0.00	0.0000	0.0000	0.00	74 Peeters, Adrian

STANDARD -- Overall Stage Results

2017 Victorian State Selection Match #3

Printed October 24, 2017 at 7:01



Stage 7 -- Range 1

	PTS	TIME	HIT FACTOR	STAGE POINTS	STAGE PERCENT	COMPETITOR # Name
1	105	17.51	5.9966	110.0000	100.00	62 Mc Ivor, Daniel
2	100	19.89	5.0277	92.2263	83.84	31 Dunne, Jack
3	107	23.75	4.5053	82.6437	75.13	78 Rech, Ian
4	106	23.69	4.4745	82.0787	74.62	55 Lyne, Greg
5	100	23.27	4.2974	78.8303	71.66	30 Drakeley, Paul
6	102	24.00	4.2500	77.9612	70.87	104 Sullivan (Jnr), Joseph
7	104	24.69	4.2122	77.2684	70.24	10 Brand, Cameron
8	100	23.98	4.1701	76.4963	69.54	76 Radburn, Jason
9	84	20.46	4.1056	75.3118	68.47	23 Dailey, David
10	102	24.92	4.0931	75.0830	68.26	93 Wilson, David
11	106	26.13	4.0566	74.4142	67.65	63 Moysey, Chris
12	108	27.41	3.9402	72.2777	65.71	51 Lindsay, Douglas
13	109	28.94	3.7664	69.0904	62.81	18 Cilia, Noel
14	105	27.96	3.7554	68.8877	62.63	86 Tolentino, Wayne
15	104	27.83	3.7370	68.5503	62.32	43 James, Lucille
16	109	32.50	3.3538	61.5223	55.93	100 Cesarello, Tony
17	100	30.72	3.2552	59.7129	54.28	24 Dailey, Vicki
18	102	33.94	3.0053	55.1287	50.12	21 Cranson, Ian
19	100	34.39	2.9078	53.3405	48.49	6 Batten, Lindsay
20	106	41.02	2.5841	47.4023	43.09	90 Were, Gail
21	0	0.00	0.0000	0.0000	0.00	108 Hateley, Dean
22	0	0.00	0.0000	0.0000	0.00	107 Seddon, Scott

PRODUCTION -- Overall Stage Results

2017 Victorian State Selection Match #3

Printed October 24, 2017 at 7:01



Stage 7 -- Range 1

	PTS	TIME	HIT FACTOR	STAGE POINTS	STAGE PERCENT	COMPETITOR # Name
1	106	19.07	5.5585	110.0000	100.00	85 Taylor, James
2	102	20.00	5.1000	100.9271	91.75	97 Ferrero, Shaun
3	104	20.72	5.0193	99.3302	90.30	41 Hendrickson, Rick
4	102	21.76	4.6875	92.7639	84.33	9 Bouchut, Jean-Claude
5	96	20.59	4.6625	92.2683	83.88	35 Fung, Jason
6	108	24.34	4.4371	87.8093	79.83	70 Ohanian, Chris
7	96	22.17	4.3302	85.6926	77.90	26 Degway, Florendo
8	106	25.11	4.2214	83.5404	75.95	50 Leung, Wai Chi (Uran)
9	84	20.17	4.1646	82.4159	74.92	88 Winthorst, Jorg
10	102	24.68	4.1329	81.7886	74.35	36 Harris, David
11	85	20.73	4.1003	81.1441	73.77	77 Radburn, Rhys
12	102	25.05	4.0719	80.5805	73.26	16 Cheng, Vanessa
13	90	22.61	3.9805	78.7734	71.61	19 Cooke, Alistair
14	104	26.58	3.9127	77.4312	70.39	60 Maningas, Garry
15	102	26.46	3.8549	76.2865	69.35	53 Lott, Jody
16	88	22.98	3.8294	75.7827	68.89	45 Josipovic, Robert
17	104	27.21	3.8221	75.6384	68.76	17 Cicolini, Paul
18	106	28.79	3.6818	72.8621	66.24	82 Stenner, Peter
19	94	26.12	3.5988	71.2184	64.74	80 Schlen, Gideon
20	104	29.13	3.5702	70.6530	64.23	54 Lott, Shane
21	77	21.59	3.5665	70.5790	64.16	3 Angelopoulos, Andrew
22	110	33.71	3.2631	64.5760	58.71	61 Marshall, Jason
23	100	31.03	3.2227	63.7758	57.98	59 Madar, Jozef
24	94	29.46	3.1908	63.1441	57.40	29 Dorkota, Joe
25	90	29.49	3.0519	60.3956	54.91	46 Kelly, Glenn
26	108	37.60	2.8723	56.8425	51.68	34 Fowler, Keith
27	94	35.45	2.6516	52.4746	47.70	87 Vainer, Michael
28	104	46.61	2.2313	44.1562	40.14	98 Ferrero, Ray
29	45	55.35	0.8130	16.0891	14.63	72 Owens, Michelle

CLASSIC -- Overall Stage Results

2017 Victorian State Selection Match #3


Printed October 24, 2017 at 7:01



Stage 7 -- Range 1

	PTS	TIME	HIT FACTOR	STAGE POINTS	STAGE PERCENT	COMPETITOR # Name
1	106	18.51	5.7266	110.0000	100.00	102 Rehlicki, Ivan
2	106	21.17	5.0071	96.1786	87.44	37 Hatch, Greg
3	102	20.64	4.9419	94.9257	86.30	2 Angelopoulos, Louie
4	96	19.61	4.8955	94.0344	85.49	71 Oliver, Mark
5	107	24.77	4.3197	82.9757	75.43	89 Whitfield, Simon
6	96	23.74	4.0438	77.6755	70.61	92 Whitfield, Aidan
7	98	24.56	3.9902	76.6463	69.68	25 Damaso, Gary
8	84	21.36	3.9326	75.5390	68.67	44 Jarvis, Mark
9	85	21.89	3.8831	74.5876	67.81	42 Houston, Scott
10	84	23.47	3.5790	68.7479	62.50	22 Crigan, Rob
11	101	28.28	3.5714	68.6018	62.37	106 Munday, Stephen
12	92	28.30	3.2509	62.4446	56.77	58 McCrae, Colin
13	92	28.41	3.2383	62.2028	56.55	14 Capadouca, Jared
14	102	34.29	2.9746	57.1381	51.94	40 Hatzipantelis, Jim
15	92	31.03	2.9649	56.9507	51.77	79 Reynolds, Dean
16	101	34.15	2.9575	56.8099	51.65	49 Laing, Bradley
17	92	32.32	2.8465	54.6776	49.71	81 Singer, Ann
18	98	35.55	2.7567	52.9517	48.14	94 Wilson, Erin
19	94	37.32	2.5188	48.3815	43.98	15 Capadouca, Chris
20	94	66.31	1.4176	27.2297	24.75	5 Bailey, Fergus
21	0	0.00	0.0000	0.0000	0.00	105 Moon, Greg
22	0	0.00	0.0000	0.0000	0.00	33 Ellis, Chris

OPEN -- Overall Stage Results
2017 Victorian State Selection Match #3
 Printed October 24, 2017 at 7:01



Stage 8 -- Range 2 Centre

	PTS	TIME	HIT FACTOR	STAGE POINTS	STAGE PERCENT	COMPETITOR # Name
1	35	6.34	5.5205	35.0000	100.00	20 Cranson, Aaron
2	33	7.10	4.6479	29.4676	84.19	95 Xhaferi, Naz
3	32	6.94	4.6110	29.2334	83.52	38 Hatch, Pamela
4	30	6.94	4.3228	27.4063	78.30	7 Bentican, Leon
5	33	7.64	4.3194	27.3848	78.24	52 Loftes, Jonathan
6	32	8.59	3.7253	23.6182	67.48	47 Kingston, Jason
7	34	10.92	3.1136	19.7399	56.40	84 Tanner, John
8	34	11.36	2.9930	18.9754	54.22	83 Takac, Ivan
9	18	6.28	2.8662	18.1720	51.92	13 Campbell, Bill
10	27	9.47	2.8511	18.0760	51.65	1 Allen, Charles
11	31	12.09	2.5641	16.2564	46.45	12 Campbell, Julie
12	27	10.87	2.4839	15.7479	44.99	56 Krcevinac, Mike
13	34	13.93	2.4408	15.4745	44.21	68 Nolan, Jason
14	27	12.78	2.1127	13.3944	38.27	66 Murray, Geoffrey
15	32	15.68	2.0408	12.9388	36.97	48 Kok, Patrick
16	35	17.37	2.0150	12.7749	36.50	73 Pallone, Stephen
17	29	14.68	1.9755	12.5245	35.78	32 Durham, Justin
18	18	10.69	1.6838	10.6754	30.50	67 Nelson, Carl
19	19	11.43	1.6623	10.5389	30.11	69 Nowak, Paul
20	16	10.77	1.4856	9.4188	26.91	103 Triantafillidis, Kosta
21	19	14.04	1.3533	8.5798	24.51	28 Docherty, Terry
22	34	25.36	1.3407	8.5000	24.29	11 Calvert, Tom
23	30	31.10	0.9646	6.1158	17.47	27 Dickson, Ken
24	13	13.78	0.9434	5.9811	17.09	39 Hateley, Kim
25	15	15.93	0.9416	5.9699	17.06	101 Prendergast, Dennis
26	9	16.33	0.5511	3.4942	9.98	96 Ziday, Allan
27	0	0.00	0.0000	0.0000	0.00	91 West, Susan
28	0	9.86	0.0000	0.0000	0.00	99 Giarola, Emily
29	0	0.00	0.0000	0.0000	0.00	74 Peeters, Adrian

STANDARD -- Overall Stage Results

2017 Victorian State Selection Match #3

Printed October 24, 2017 at 7:01




Stage 8 -- Range 2 Centre

	PTS	TIME	HIT FACTOR	STAGE POINTS	STAGE PERCENT	COMPETITOR # Name
1	28	7.53	3.7185	35.0000	100.00	62 Mc Ivor, Daniel
2	33	9.20	3.5870	33.7622	96.46	23 Dailey, David
3	31	11.29	2.7458	25.8448	73.84	78 Rech, Ian
4	31	11.45	2.7074	25.4836	72.81	21 Cranson, Ian
5	31	11.99	2.5855	24.3359	69.53	55 Lyne, Greg
6	27	10.56	2.5568	24.0661	68.76	10 Brand, Cameron
7	31	12.89	2.4050	22.6367	64.68	43 James, Lucille
8	33	13.89	2.3758	22.3623	63.89	76 Radburn, Jason
9	25	12.12	2.0627	19.4152	55.47	93 Wilson, David
10	31	15.77	1.9658	18.5027	52.86	18 Cilia, Noel
11	25	12.83	1.9486	18.3408	52.40	6 Batten, Lindsay
12	19	11.36	1.6725	15.7427	44.98	51 Lindsay, Douglas
13	34	21.71	1.5661	14.7409	42.12	90 Were, Gail
14	30	20.85	1.4388	13.5432	38.69	100 Cesarello, Tony
15	25	18.20	1.3736	12.9293	36.94	24 Dailey, Vicki
16	13	9.93	1.3092	12.3225	35.21	86 Tolentino, Wayne
17	5	9.64	0.5187	4.8820	13.95	104 Sullivan (Jnr), Joseph
18	5	12.50	0.4000	3.7650	10.76	108 Hateley, Dean
19	0	8.80	0.0000	0.0000	0.00	30 Drakeley, Paul
20	0	11.73	0.0000	0.0000	0.00	63 Moysey, Chris
21	0	8.08	0.0000	0.0000	0.00	107 Seddon, Scott
22	0	12.70	0.0000	0.0000	0.00	31 Dunne, Jack

PRODUCTION -- Overall Stage Results

2017 Victorian State Selection Match #3

Printed October 24, 2017 at 7:01



Stage 8 -- Range 2 Centre

	PTS	TIME	HIT FACTOR	STAGE POINTS	STAGE PERCENT	COMPETITOR # Name
1	35	9.22	3.7961	35.0000	100.00	17 Cicolini, Paul
2	29	8.70	3.3333	30.7333	87.81	70 Ohanian, Chris
3	29	8.79	3.2992	30.4187	86.91	88 Winthorst, Jorg
4	31	10.55	2.9384	27.0919	77.41	26 Degway, Florendo
5	33	11.34	2.9101	26.8307	76.66	34 Fowler, Keith
6	23	8.53	2.6964	24.8605	71.03	35 Fung, Jason
7	33	13.49	2.4463	22.5545	64.44	3 Angelopoulos, Andrew
8	19	8.50	2.2353	20.6094	58.88	9 Bouchut, Jean-Claude
9	31	16.02	1.9351	17.8414	50.98	19 Cooke, Alistair
10	25	13.00	1.9231	17.7308	50.66	59 Madar, Jozef
11	29	15.80	1.8354	16.9228	48.35	36 Harris, David
12	15	10.32	1.4535	13.4012	38.29	97 Ferrero, Shaun
13	16	11.02	1.4519	13.3866	38.25	29 Dorkota, Joe
14	25	17.50	1.4286	13.1714	37.63	77 Radburn, Rhys
15	12	8.83	1.3590	12.5300	35.80	41 Hendrickson, Rick
16	23	19.56	1.1759	10.8415	30.98	16 Cheng, Vanessa
17	16	15.23	1.0506	9.6861	27.67	45 Josipovic, Robert
18	12	11.97	1.0025	9.2431	26.41	80 Schlen, Gideon
19	8	9.09	0.8801	8.1144	23.18	53 Lott, Jody
20	10	13.38	0.7474	6.8909	19.69	61 Marshall, Jason
21	12	21.01	0.5712	5.2661	15.05	98 Ferrero, Ray
22	8	23.91	0.3346	3.0849	8.81	50 Leung, Wai Chi (Uran)
23	0	11.98	0.0000	0.0000	0.00	46 Kelly, Glenn
24	0	8.49	0.0000	0.0000	0.00	85 Taylor, James
25	0	29.27	0.0000	0.0000	0.00	87 Vainer, Michael
26	0	22.78	0.0000	0.0000	0.00	72 Owens, Michelle
27	0	19.69	0.0000	0.0000	0.00	60 Maningas, Garry
28	0	14.25	0.0000	0.0000	0.00	82 Stenner, Peter
29	0	9.92	0.0000	0.0000	0.00	54 Lott, Shane

CLASSIC -- Overall Stage Results

2017 Victorian State Selection Match #3

Printed October 24, 2017 at 7:01



Stage 8 -- Range 2 Centre

	PTS	TIME	HIT FACTOR	STAGE POINTS	STAGE PERCENT	COMPETITOR # Name
1	29	6.63	4.3741	35.0000	100.00	2 Angelopoulos, Louie
2	33	8.72	3.7844	30.2818	86.52	37 Hatch, Greg
3	27	7.65	3.5294	28.2414	80.69	102 Rehlicki, Ivan
4	25	7.91	3.1606	25.2899	72.26	22 Crigan, Rob
5	27	9.82	2.7495	22.0007	62.86	89 Whitfield, Simon
6	32	12.87	2.4864	19.8955	56.84	79 Reynolds, Dean
7	21	8.88	2.3649	18.9230	54.07	42 Houston, Scott
8	32	14.93	2.1433	17.1504	49.00	106 Munday, Stephen
9	21	13.07	1.6067	12.8566	36.73	44 Jarvis, Mark
10	21	13.31	1.5778	12.6248	36.07	71 Oliver, Mark
11	6	8.43	0.7117	5.6952	16.27	25 Damaso, Gary
12	19	32.17	0.5906	4.7259	13.50	94 Wilson, Erin
13	3	12.19	0.2461	1.9693	5.63	5 Bailey, Fergus
14	3	12.56	0.2389	1.9112	5.46	40 Hatzipantelis, Jim
15	0	17.66	0.0000	0.0000	0.00	49 Laing, Bradley
16	0	0.00	0.0000	0.0000	0.00	105 Moon, Greg
17	0	16.16	0.0000	0.0000	0.00	92 Whitfield, Aidan
18	0	17.83	0.0000	0.0000	0.00	81 Singer, Ann
19	0	22.88	0.0000	0.0000	0.00	14 Capadouca, Jared
20	0	12.15	0.0000	0.0000	0.00	58 McCrae, Colin
21	0	17.08	0.0000	0.0000	0.00	15 Capadouca, Chris
22	0	0.00	0.0000	0.0000	0.00	33 Ellis, Chris

OPEN -- Overall Stage Results
2017 Victorian State Selection Match #3
 Printed October 24, 2017 at 7:01



Stage 9 -- Range 2 RHS

	PTS	TIME	HIT FACTOR	STAGE POINTS	STAGE PERCENT	COMPETITOR # Name
1	52	8.46	6.1466	55.0000	100.00	20 Cranson, Aaron
2	53	9.30	5.6989	50.9944	92.72	52 Loftes, Jonathan
3	53	9.74	5.4415	48.6908	88.53	68 Nolan, Jason
4	51	9.78	5.2147	46.6618	84.84	7 Bentican, Leon
5	50	9.98	5.0100	44.8300	81.51	95 Xhaferi, Naz
6	48	9.75	4.9231	44.0521	80.09	11 Calvert, Tom
7	48	9.78	4.9080	43.9169	79.85	13 Campbell, Bill
8	49	10.45	4.6890	41.9575	76.29	99 Giarola, Emily
9	50	10.87	4.5998	41.1595	74.84	32 Durham, Justin
10	48	10.55	4.5498	40.7116	74.02	38 Hatch, Pamela
11	51	11.22	4.5455	40.6731	73.95	84 Tanner, John
12	55	12.15	4.5267	40.5057	73.65	56 Krcevinac, Mike
13	50	11.57	4.3215	38.6693	70.31	73 Pallone, Stephen
14	51	12.50	4.0800	36.5082	66.38	103 Triantafillidis, Kosta
15	46	11.75	3.9149	35.0308	63.69	83 Takac, Ivan
16	45	11.93	3.7720	33.7522	61.37	69 Nowak, Paul
17	38	10.18	3.7328	33.4015	60.73	96 Ziday, Allan
18	40	11.80	3.3898	30.3325	55.15	47 Kingston, Jason
19	48	14.51	3.3081	29.6008	53.82	48 Kok, Patrick
20	53	16.14	3.2838	29.3834	53.42	101 Prendergast, Dennis
21	49	16.10	3.0435	27.2333	49.52	67 Nelson, Carl
22	41	14.96	2.7406	24.5235	44.59	39 Hateley, Kim
23	35	13.42	2.6080	23.3370	42.43	1 Allen, Charles
24	36	14.82	2.4291	21.7362	39.52	27 Dickson, Ken
25	48	20.26	2.3692	21.1998	38.55	12 Campbell, Julie
26	32	16.77	1.9082	17.0744	31.04	66 Murray, Geoffrey
27	8	14.75	0.5424	4.8532	8.82	28 Docherty, Terry
28	0	0.00	0.0000	0.0000	0.00	91 West, Susan
29	0	0.00	0.0000	0.0000	0.00	74 Peeters, Adrian

STANDARD -- Overall Stage Results

2017 Victorian State Selection Match #3

Printed October 24, 2017 at 7:01



Stage 9 -- Range 2 RHS

	PTS	TIME	HIT FACTOR	STAGE POINTS	STAGE PERCENT	COMPETITOR # Name
1	52	10.03	5.1844	55.0000	100.00	62 Mc Ivor, Daniel
2	51	12.21	4.1769	44.3113	80.57	23 Dailey, David
3	51	12.33	4.1363	43.8801	79.78	31 Dunne, Jack
4	50	12.14	4.1186	43.6930	79.44	51 Lindsay, Douglas
5	45	11.40	3.9474	41.8763	76.14	30 Drakeley, Paul
6	48	12.71	3.7766	40.0642	72.84	78 Rech, Ian
7	46	12.35	3.7247	39.5140	71.84	55 Lyne, Greg
8	52	15.05	3.4551	36.6545	66.64	90 Were, Gail
9	45	13.46	3.3432	35.4673	64.49	10 Brand, Cameron
10	49	15.29	3.2047	33.9976	61.81	43 James, Lucille
11	54	17.64	3.0612	32.4755	59.05	18 Cilia, Noel
12	48	16.23	2.9575	31.3749	57.05	76 Radburn, Jason
13	43	14.71	2.9232	31.0110	56.38	93 Wilson, David
14	34	13.74	2.4745	26.2514	47.73	107 Seddon, Scott
15	43	17.97	2.3929	25.3852	46.15	21 Cranson, Ian
16	38	16.20	2.3457	24.8845	45.24	100 Cesarello, Tony
17	43	20.39	2.1089	22.3723	40.68	24 Dailey, Vicki
18	35	18.30	1.9126	20.2898	36.89	63 Moysey, Chris
19	24	18.11	1.3252	14.0590	25.56	86 Tolentino, Wayne
20	26	20.25	1.2840	13.6210	24.77	6 Batten, Lindsay
21	11	14.34	0.7671	8.1377	14.80	104 Sullivan (Jnr), Joseph
22	2	20.05	0.0998	1.0582	1.92	108 Hateley, Dean

PRODUCTION -- Overall Stage Results

2017 Victorian State Selection Match #3

Printed October 24, 2017 at 7:01



Stage 9 -- Range 2 RHS

	PTS	TIME	HIT FACTOR	STAGE POINTS	STAGE PERCENT	COMPETITOR # Name
1	45	10.10	4.4554	55.0000	100.00	35 Fung, Jason
2	51	11.60	4.3966	54.2730	98.68	19 Cooke, Alistair
3	53	12.17	4.3550	53.7597	97.74	41 Hendrickson, Rick
4	49	11.49	4.2646	52.6438	95.72	97 Ferrero, Shaun
5	55	13.99	3.9314	48.5307	88.24	70 Ohanian, Chris
6	41	10.44	3.9272	48.4791	88.14	3 Angelopoulos, Andrew
7	51	13.32	3.8288	47.2648	85.94	9 Bouchut, Jean-Claude
8	49	13.79	3.5533	43.8635	79.75	88 Winthorst, Jorg
9	51	14.52	3.5124	43.3586	78.83	50 Leung, Wai Chi (Uran)
10	43	12.32	3.4903	43.0853	78.34	36 Harris, David
11	37	10.71	3.4547	42.6465	77.54	45 Josipovic, Robert
12	51	14.83	3.4390	42.4522	77.19	26 Degway, Florendo
13	36	10.84	3.3210	40.9963	74.54	85 Taylor, James
14	47	14.34	3.2775	40.4595	73.56	54 Lott, Shane
15	49	15.91	3.0798	38.0187	69.12	80 Schlen, Gideon
16	41	14.16	2.8955	35.7431	64.99	29 Dorkota, Joe
17	49	16.93	2.8943	35.7282	64.96	61 Marshall, Jason
18	39	14.35	2.7178	33.5494	61.00	16 Cheng, Vanessa
19	47	17.39	2.7027	33.3634	60.66	34 Fowler, Keith
20	34	13.29	2.5583	31.5810	57.42	17 Cicolini, Paul
21	45	18.34	2.4537	30.2890	55.07	46 Kelly, Glenn
22	45	19.87	2.2647	27.9567	50.83	59 Madar, Jozef
23	45	20.24	2.2233	27.4457	49.90	60 Maningas, Garry
24	45	21.45	2.0979	25.8974	47.09	82 Stenner, Peter
25	36	17.53	2.0536	25.3508	46.09	53 Lott, Jody
26	35	18.71	1.8707	23.0922	41.99	87 Vainer, Michael
27	19	14.30	1.3287	16.4017	29.82	77 Radburn, Rhys
28	2	20.78	0.0962	1.1881	2.16	98 Ferrero, Ray
29	0	35.78	0.0000	0.0000	0.00	72 Owens, Michelle

CLASSIC -- Overall Stage Results

2017 Victorian State Selection Match #3


Printed October 24, 2017 at 7:01



Stage 9 -- Range 2 RHS

	PTS	TIME	HIT FACTOR	STAGE POINTS	STAGE PERCENT	COMPETITOR # Name
1	49	11.15	4.3946	55.0000	100.00	102 Rehlicki, Ivan
2	49	12.06	4.0630	50.8499	92.45	25 Damaso, Gary
3	46	11.91	3.8623	48.3379	87.89	2 Angelopoulos, Louie
4	51	14.76	3.4553	43.2439	78.63	89 Whitfield, Simon
5	34	11.36	2.9930	37.4578	68.11	42 Houston, Scott
6	51	17.47	2.9193	36.5358	66.43	49 Laing, Bradley
7	36	12.55	2.8685	35.9005	65.27	37 Hatch, Greg
8	35	12.85	2.7237	34.0884	61.98	22 Crigan, Rob
9	30	11.25	2.6667	33.3741	60.68	44 Jarvis, Mark
10	51	19.57	2.6060	32.6153	59.30	15 Capadouca, Chris
11	39	15.40	2.5325	31.6946	57.63	92 Whitfield, Aidan
12	43	19.91	2.1597	27.0295	49.14	40 Hatzipantelis, Jim
13	54	25.26	2.1378	26.7548	48.65	106 Munday, Stephen
14	35	16.60	2.1084	26.3877	47.98	71 Oliver, Mark
15	37	19.14	1.9331	24.1936	43.99	94 Wilson, Erin
16	31	16.86	1.8387	23.0115	41.84	14 Capadouca, Jared
17	43	24.41	1.7616	22.0466	40.08	81 Singer, Ann
18	27	18.21	1.4827	18.5565	33.74	79 Reynolds, Dean
19	49	35.87	1.3660	17.0965	31.08	5 Bailey, Fergus
20	13	16.87	0.7706	9.6443	17.54	58 McCrae, Colin
21	0	0.00	0.0000	0.0000	0.00	105 Moon, Greg
22	0	0.00	0.0000	0.0000	0.00	33 Ellis, Chris

OPEN -- Overall Stage Results
2017 Victorian State Selection Match #3
 Printed October 24, 2017 at 7:01



Stage 10 -- Range 3 LHS

	PTS	TIME	HIT FACTOR	STAGE POINTS	STAGE PERCENT	COMPETITOR # Name
1	75	9.33	8.0386	80.0000	100.00	20 Cranson, Aaron
2	76	9.91	7.6690	76.3221	95.40	68 Nolan, Jason
3	66	9.71	6.7971	67.6449	84.56	95 Xhaferi, Naz
4	75	11.37	6.5963	65.6464	82.06	84 Tanner, John
5	74	11.42	6.4799	64.4876	80.61	52 Loftes, Jonathan
6	77	12.76	6.0345	60.0552	75.07	7 Bentican, Leon
7	71	12.38	5.7351	57.0753	71.34	38 Hatch, Pamela
8	79	14.29	5.5283	55.0180	68.77	56 Krcevinac, Mike
9	68	12.36	5.5016	54.7521	68.44	48 Kok, Patrick
10	66	12.10	5.4545	54.2836	67.85	13 Campbell, Bill
11	70	13.13	5.3313	53.0571	66.32	99 Giarola, Emily
12	79	15.44	5.1166	50.9202	63.65	73 Pallone, Stephen
13	67	13.25	5.0566	50.3233	62.90	47 Kingston, Jason
14	70	14.44	4.8476	48.2438	60.30	11 Calvert, Tom
15	75	15.56	4.8201	47.9691	59.96	101 Prendergast, Dennis
16	66	14.03	4.7042	46.8162	58.52	96 Ziday, Allan
17	70	15.39	4.5484	45.2658	56.58	69 Nowak, Paul
18	76	18.40	4.1304	41.1061	51.38	27 Dickson, Ken
19	67	16.23	4.1282	41.0834	51.35	83 Takac, Ivan
20	40	10.62	3.7665	37.4840	46.85	32 Durham, Justin
21	65	18.74	3.4685	34.5187	43.15	39 Hateley, Kim
22	59	17.08	3.4543	34.3775	42.97	67 Nelson, Carl
23	75	22.14	3.3875	33.7127	42.14	12 Campbell, Julie
24	52	16.71	3.1119	30.9697	38.71	66 Murray, Geoffrey
25	56	19.36	2.8926	28.7868	35.98	1 Allen, Charles
26	36	12.72	2.8302	28.1660	35.21	103 Triantafillidis, Kosta
27	9	21.33	0.4219	4.1992	5.25	28 Docherty, Terry
28	0	0.00	0.0000	0.0000	0.00	91 West, Susan
29	0	0.00	0.0000	0.0000	0.00	74 Peeters, Adrian

STANDARD -- Overall Stage Results

2017 Victorian State Selection Match #3

Printed October 24, 2017 at 7:01



Stage 10 -- Range 3 LHS

	PTS	TIME	HIT FACTOR	STAGE POINTS	STAGE PERCENT	COMPETITOR # Name
1	77	12.76	6.0345	80.0000	100.00	23 Dailey, David
2	59	12.73	4.6347	61.4432	76.80	31 Dunne, Jack
3	58	12.98	4.4684	59.2384	74.05	104 Sullivan (Jnr), Joseph
4	75	16.81	4.4616	59.1485	73.94	51 Lindsay, Douglas
5	45	10.47	4.2980	56.9791	71.22	62 Mc Ivor, Daniel
6	71	16.67	4.2591	56.4641	70.58	90 Were, Gail
7	70	16.66	4.2017	55.7023	69.63	10 Brand, Cameron
8	66	15.72	4.1985	55.6598	69.57	93 Wilson, David
9	59	14.12	4.1785	55.3946	69.24	30 Drakeley, Paul
10	70	17.23	4.0627	53.8595	67.32	43 James, Lucille
11	78	19.38	4.0248	53.3569	66.70	18 Cilia, Noel
12	70	18.25	3.8356	50.8493	63.56	63 Moysey, Chris
13	71	18.79	3.7786	50.0935	62.62	78 Rech, Ian
14	56	15.48	3.6176	47.9587	59.95	107 Seddon, Scott
15	64	18.27	3.5030	46.4399	58.05	100 Cesarello, Tony
16	75	21.46	3.4949	46.3320	57.92	86 Tolentino, Wayne
17	66	19.83	3.3283	44.1236	55.15	21 Cranson, Ian
18	75	22.81	3.2880	43.5899	54.49	55 Lyne, Greg
19	57	21.79	2.6159	34.6791	43.35	76 Radburn, Jason
20	37	21.74	1.7019	22.5628	28.20	24 Dailey, Vicki
21	12	18.75	0.6400	8.4846	10.61	6 Batten, Lindsay
22	0	0.00	0.0000	0.0000	0.00	108 Hateley, Dean

PRODUCTION -- Overall Stage Results

2017 Victorian State Selection Match #3

Printed October 24, 2017 at 7:01




Stage 10 -- Range 3 LHS

	PTS	TIME	HIT FACTOR	STAGE POINTS	STAGE PERCENT	COMPETITOR # Name
1	72	12.99	5.5427	80.0000	100.00	41 Hendrickson, Rick
2	70	12.92	5.4180	78.1992	97.75	88 Winthorst, Jorg
3	66	12.51	5.2758	76.1471	95.18	3 Angelopoulos, Andrew
4	72	14.61	4.9281	71.1294	88.91	85 Taylor, James
5	66	13.80	4.7826	69.0290	86.29	97 Ferrero, Shaun
6	68	15.35	4.4300	63.9392	79.92	80 Schlen, Gideon
7	72	16.32	4.4118	63.6765	79.60	17 Cicolini, Paul
8	66	15.02	4.3941	63.4221	79.28	70 Ohanian, Chris
9	66	15.68	4.2092	60.7526	75.94	9 Bouchut, Jean-Claude
10	68	16.41	4.1438	59.8091	74.76	45 Josipovic, Robert
11	60	15.11	3.9709	57.3130	71.64	77 Radburn, Rhys
12	68	17.88	3.8031	54.8919	68.61	54 Lott, Shane
13	62	16.85	3.6795	53.1078	66.38	50 Leung, Wai Chi (Uran)
14	72	19.88	3.6217	52.2736	65.34	16 Cheng, Vanessa
15	76	21.87	3.4751	50.1570	62.70	61 Marshall, Jason
16	49	14.19	3.4531	49.8403	62.30	19 Cooke, Alistair
17	45	13.49	3.3358	48.1468	60.18	35 Fung, Jason
18	58	17.46	3.3219	47.9458	59.93	36 Harris, David
19	62	19.80	3.1313	45.1953	56.49	34 Fowler, Keith
20	64	20.57	3.1113	44.9068	56.13	87 Vainer, Michael
21	62	20.54	3.0185	43.5670	54.46	46 Kelly, Glenn
22	66	22.02	2.9973	43.2607	54.08	26 Degway, Florendo
23	56	19.13	2.9273	42.2513	52.81	29 Dorkota, Joe
24	72	27.95	2.5760	37.1807	46.48	59 Madar, Jozef
25	52	21.24	2.4482	35.3358	44.17	53 Lott, Jody
26	43	22.76	1.8893	27.2686	34.09	82 Stenner, Peter
27	54	34.74	1.5544	22.4352	28.04	98 Ferrero, Ray
28	16	22.79	0.7021	10.1331	12.67	60 Maningas, Garry
29	0	39.00	0.0000	0.0000	0.00	72 Owens, Michelle

CLASSIC -- Overall Stage Results

2017 Victorian State Selection Match #3

Printed October 24, 2017 at 7:01



Stage 10 -- Range 3 LHS

	PTS	TIME	HIT FACTOR	STAGE POINTS	STAGE PERCENT	COMPETITOR # Name
1	72	13.53	5.3215	80.0000	100.00	2 Angelopoulos, Louie
2	58	12.06	4.8093	72.2996	90.37	102 Rehlicki, Ivan
3	68	14.33	4.7453	71.3375	89.17	42 Houston, Scott
4	76	16.67	4.5591	68.5383	85.67	37 Hatch, Greg
5	60	13.62	4.4053	66.2261	82.78	22 Crigan, Rob
6	68	15.96	4.2607	64.0518	80.06	25 Damaso, Gary
7	60	15.13	3.9656	59.6167	74.52	44 Jarvis, Mark
8	58	15.70	3.6943	55.5372	69.42	40 Hatzipantelis, Jim
9	58	16.16	3.5891	53.9563	67.45	71 Oliver, Mark
10	60	17.76	3.3784	50.7883	63.49	58 McCrae, Colin
11	56	18.78	2.9819	44.8278	56.03	92 Whitfield, Aidan
12	60	22.04	2.7223	40.9256	51.16	49 Laing, Bradley
13	53	21.04	2.5190	37.8691	47.34	81 Singer, Ann
14	56	22.79	2.4572	36.9402	46.18	14 Capadouca, Jared
15	66	29.40	2.2449	33.7483	42.19	94 Wilson, Erin
16	40	18.86	2.1209	31.8841	39.86	15 Capadouca, Chris
17	36	26.84	1.3413	20.1639	25.20	106 Munday, Stephen
18	28	21.16	1.3233	19.8929	24.87	79 Reynolds, Dean
19	36	29.93	1.2028	18.0822	22.60	89 Whitfield, Simon
20	21	22.69	0.9255	13.9136	17.39	5 Bailey, Fergus
21	0	0.00	0.0000	0.0000	0.00	105 Moon, Greg
22	0	0.00	0.0000	0.0000	0.00	33 Ellis, Chris

OPEN -- Overall Stage Results
2017 Victorian State Selection Match #3
 Printed October 24, 2017 at 7:01



Stage 11 -- Range 3 RHS

	PTS	TIME	HIT FACTOR	STAGE POINTS	STAGE PERCENT	COMPETITOR # Name	
	1	59	10.87	5.4278	60.0000	100.00	7 Bentican, Leon
	2	55	10.39	5.2936	58.5162	97.53	95 Xhaferi, Naz
	3	59	11.70	5.0427	55.7436	92.91	68 Nolan, Jason
	4	51	10.35	4.9275	54.4701	90.78	52 Loftes, Jonathan
	5	48	10.13	4.7384	52.3794	87.30	20 Cranson, Aaron
	6	57	12.40	4.5968	50.8138	84.69	13 Campbell, Bill
	7	53	13.31	3.9820	44.0176	73.36	99 Giarola, Emily
	8	55	14.10	3.9007	43.1194	71.87	47 Kingston, Jason
	9	56	14.63	3.8278	42.3129	70.52	67 Nelson, Carl
	10	50	13.12	3.8110	42.1274	70.21	11 Calvert, Tom
	11	48	12.62	3.8035	42.0446	70.07	38 Hatch, Pamela
	12	58	15.46	3.7516	41.4713	69.12	56 Krcevinac, Mike
	13	59	15.91	3.7084	40.9931	68.32	73 Pallone, Stephen
	14	50	13.88	3.6023	39.8207	66.37	84 Tanner, John
	15	59	16.83	3.5056	38.7522	64.59	103 Triantafillidis, Kosta
	16	55	16.98	3.2391	35.8058	59.68	101 Prendergast, Dennis
	17	55	17.02	3.2315	35.7217	59.54	48 Kok, Patrick
	18	56	17.71	3.1621	34.9541	58.26	69 Nowak, Paul
	19	55	18.61	2.9554	32.6697	54.45	39 Hateley, Kim
	20	44	15.02	2.9294	32.3826	53.97	66 Murray, Geoffrey
	21	42	16.05	2.6168	28.9270	48.21	1 Allen, Charles
	22	35	13.73	2.5492	28.1790	46.97	32 Durham, Justin
	23	39	15.41	2.5308	27.9763	46.63	96 Ziday, Allan
	24	46	19.26	2.3884	26.4016	44.00	83 Takac, Ivan
	25	42	20.73	2.0260	22.3964	37.33	28 Docherty, Terry
	26	38	19.58	1.9408	21.4536	35.76	12 Campbell, Julie
	27	27	83.63	0.3229	3.5689	5.95	27 Dickson, Ken
	28	0	0.00	0.0000	0.0000	0.00	91 West, Susan
	29	0	0.00	0.0000	0.0000	0.00	74 Peeters, Adrian

STANDARD -- Overall Stage Results

2017 Victorian State Selection Match #3

Printed October 24, 2017 at 7:01



Stage 11 -- Range 3 RHS

	PTS	TIME	HIT FACTOR	STAGE POINTS	STAGE PERCENT	COMPETITOR # Name
1	57	12.89	4.4220	60.0000	100.00	23 Dailey, David
2	58	16.09	3.6047	48.9104	81.52	51 Lindsay, Douglas
3	52	15.70	3.3121	44.9400	74.90	55 Lyne, Greg
4	42	12.79	3.2838	44.5562	74.26	104 Sullivan (Jnr), Joseph
5	39	11.91	3.2746	44.4306	74.05	62 Mc Ivor, Daniel
6	58	19.06	3.0430	41.2890	68.82	18 Cilia, Noel
7	48	16.00	3.0000	40.7053	67.84	93 Wilson, David
8	48	16.73	2.8691	38.9291	64.88	10 Brand, Cameron
9	52	18.95	2.7441	37.2326	62.05	63 Moysey, Chris
10	54	20.45	2.6406	35.8286	59.71	78 Rech, Ian
11	30	11.73	2.5575	34.7018	57.84	31 Dunne, Jack
12	44	17.43	2.5244	34.2519	57.09	76 Radburn, Jason
13	51	20.61	2.4745	33.5754	55.96	100 Cesarello, Tony
14	49	20.80	2.3558	31.9641	53.27	90 Were, Gail
15	50	22.30	2.2422	30.4225	50.70	24 Dailey, Vicki
16	49	24.64	1.9886	26.9827	44.97	86 Tolentino, Wayne
17	38	21.47	1.7699	24.0149	40.02	6 Batten, Lindsay
18	27	17.27	1.5634	21.2129	35.35	21 Cranson, Ian
19	26	17.63	1.4748	20.0102	33.35	43 James, Lucille
20	14	15.41	0.9085	12.3269	20.54	30 Drakeley, Paul
21	4	18.10	0.2210	2.9985	5.00	107 Seddon, Scott
22	0	0.00	0.0000	0.0000	0.00	108 Hateley, Dean

PRODUCTION -- Overall Stage Results

2017 Victorian State Selection Match #3

Printed October 24, 2017 at 7:01



Stage 11 -- Range 3 RHS

	PTS	TIME	HIT FACTOR	STAGE POINTS	STAGE PERCENT	COMPETITOR # Name
1	52	11.35	4.5815	60.0000	100.00	3 Angelopoulos, Andrew
2	56	13.72	4.0816	53.4537	89.09	41 Hendrickson, Rick
3	56	13.91	4.0259	52.7236	87.87	77 Radburn, Rhys
4	54	13.95	3.8710	50.6948	84.49	17 Cicolini, Paul
5	58	15.01	3.8641	50.6047	84.34	36 Harris, David
6	48	13.28	3.6145	47.3355	78.89	88 Winthorst, Jorg
7	39	11.50	3.3913	44.4130	74.02	35 Fung, Jason
8	54	16.23	3.3272	43.5732	72.62	97 Ferrero, Shaun
9	50	15.39	3.2489	42.5476	70.91	85 Taylor, James
10	44	13.98	3.1474	41.2182	68.70	70 Ohanian, Chris
11	50	17.34	2.8835	37.7628	62.94	26 Degway, Florendo
12	48	17.03	2.8186	36.9122	61.52	19 Cooke, Alistair
13	50	20.16	2.4802	32.4805	54.13	61 Marshall, Jason
14	46	21.01	2.1894	28.6732	47.79	53 Lott, Jody
15	40	18.54	2.1575	28.2549	47.09	50 Leung, Wai Chi (Uran)
16	39	18.34	2.1265	27.8490	46.41	34 Fowler, Keith
17	35	18.43	1.8991	24.8706	41.45	54 Lott, Shane
18	40	21.37	1.8718	24.5132	40.86	87 Vainer, Michael
19	29	16.07	1.8046	23.6334	39.39	80 Schlen, Gideon
20	31	17.32	1.7898	23.4400	39.07	60 Maningas, Garry
21	23	14.14	1.6266	21.3021	35.50	9 Bouchut, Jean-Claude
22	40	24.65	1.6227	21.2514	35.42	46 Kelly, Glenn
23	21	13.92	1.5086	19.7571	32.93	45 Josipovic, Robert
24	46	30.77	1.4950	19.5783	32.63	98 Ferrero, Ray
25	42	28.22	1.4883	19.4911	32.49	59 Madar, Jozef
26	21	14.89	1.4103	18.4701	30.78	16 Cheng, Vanessa
27	0	16.78	0.0000	0.0000	0.00	82 Stenner, Peter
28	0	15.81	0.0000	0.0000	0.00	29 Dorkota, Joe
29	0	44.54	0.0000	0.0000	0.00	72 Owens, Michelle

CLASSIC -- Overall Stage Results

2017 Victorian State Selection Match #3


Printed October 24, 2017 at 7:01



Stage 11 -- Range 3 RHS

	PTS	TIME	HIT FACTOR	STAGE POINTS	STAGE PERCENT	COMPETITOR # Name
1	50	11.50	4.3478	60.0000	100.00	102 Rehlicki, Ivan
2	52	12.01	4.3297	59.7502	99.58	2 Angelopoulos, Louie
3	57	15.41	3.6989	51.0448	85.07	37 Hatch, Greg
4	57	15.67	3.6375	50.1978	83.66	89 Whitfield, Simon
5	56	17.63	3.1764	43.8344	73.06	14 Capadouca, Jared
6	44	14.07	3.1272	43.1557	71.93	40 Hatzipantelis, Jim
7	42	16.57	2.5347	34.9789	58.30	42 Houston, Scott
8	57	22.63	2.5188	34.7592	57.93	49 Laing, Bradley
9	31	12.36	2.5081	34.6117	57.69	25 Damaso, Gary
10	31	12.59	2.4623	33.9794	56.63	22 Crigan, Rob
11	48	19.60	2.4490	33.7959	56.33	92 Whitfield, Aidan
12	34	15.92	2.1357	29.4724	49.12	71 Oliver, Mark
13	56	31.94	1.7533	24.1954	40.33	106 Munday, Stephen
14	36	26.67	1.3498	18.6277	31.05	58 McCrae, Colin
15	32	23.83	1.3428	18.5313	30.89	79 Reynolds, Dean
16	29	26.74	1.0845	14.9663	24.94	15 Capadouca, Chris
17	12	16.27	0.7376	10.1782	16.96	44 Jarvis, Mark
18	22	35.39	0.6216	8.5787	14.30	81 Singer, Ann
19	24	44.57	0.5385	7.4310	12.39	94 Wilson, Erin
20	0	0.00	0.0000	0.0000	0.00	33 Ellis, Chris
21	0	0.00	0.0000	0.0000	0.00	105 Moon, Greg
22	0	21.17	0.0000	0.0000	0.00	5 Bailey, Fergus

OPEN -- Overall Stage Results
2017 Victorian State Selection Match #3
 Printed October 24, 2017 at 7:01



Stage 12 -- Range 4 RHS

	PTS	TIME	HIT FACTOR	STAGE POINTS	STAGE PERCENT	COMPETITOR # Name
1	31	5.93	5.2277	40.0000	100.00	13 Campbell, Bill
2	34	6.67	5.0975	39.0037	97.51	11 Calvert, Tom
3	34	6.97	4.8780	37.3249	93.31	52 Loftes, Jonathan
4	33	6.79	4.8601	37.1875	92.97	47 Kingston, Jason
5	36	7.85	4.5860	35.0902	87.73	69 Nowak, Paul
6	36	8.47	4.2503	32.5216	81.30	38 Hatch, Pamela
7	19	5.09	3.7328	28.5620	71.41	68 Nolan, Jason
8	22	6.03	3.6484	27.9163	69.79	103 Triantafillidis, Kosta
9	24	7.23	3.3195	25.3995	63.50	96 Ziday, Allan
10	21	6.56	3.2012	24.4945	61.24	20 Cranson, Aaron
11	19	7.27	2.6135	19.9973	49.99	99 Giarola, Emily
12	15	6.52	2.3006	17.6034	44.01	7 Bentican, Leon
13	19	8.39	2.2646	17.3278	43.32	101 Prendergast, Dennis
14	34	16.06	2.1171	16.1989	40.50	73 Pallone, Stephen
15	19	9.78	1.9427	14.8651	37.16	56 Krcevinac, Mike
16	30	16.18	1.8541	14.1872	35.47	12 Campbell, Julie
17	12	7.18	1.6713	12.7882	31.97	32 Durham, Justin
18	15	12.23	1.2265	9.3846	23.46	48 Kok, Patrick
19	6	6.53	0.9188	7.0306	17.58	95 Xhaferi, Naz
20	5	8.66	0.5774	4.4178	11.04	1 Allen, Charles
21	3	6.97	0.4304	3.2934	8.23	84 Tanner, John
22	0	10.60	0.0000	0.0000	0.00	39 Hateley, Kim
23	0	8.37	0.0000	0.0000	0.00	66 Murray, Geoffrey
24	0	16.02	0.0000	0.0000	0.00	67 Nelson, Carl
25	0	7.01	0.0000	0.0000	0.00	83 Takac, Ivan
26	0	0.00	0.0000	0.0000	0.00	91 West, Susan
27	0	0.00	0.0000	0.0000	0.00	74 Peeters, Adrian
28	0	12.14	0.0000	0.0000	0.00	28 Docherty, Terry
29	0	13.15	0.0000	0.0000	0.00	27 Dickson, Ken

STANDARD -- Overall Stage Results

2017 Victorian State Selection Match #3

Printed October 24, 2017 at 7:01



Stage 12 -- Range 4 RHS

	PTS	TIME	HIT FACTOR	STAGE POINTS	STAGE PERCENT	COMPETITOR # Name
1	36	8.88	4.0541	40.0000	100.00	78 Rech, Ian
2	33	13.21	2.4981	24.6480	61.62	18 Cilia, Noel
3	32	13.04	2.4540	24.2127	60.53	10 Brand, Cameron
4	15	6.65	2.2556	22.2556	55.64	107 Seddon, Scott
5	28	13.28	2.1084	20.8032	52.01	93 Wilson, David
6	31	14.86	2.0861	20.5832	51.46	90 Were, Gail
7	25	12.88	1.9410	19.1511	47.88	31 Dunne, Jack
8	24	14.56	1.6484	16.2637	40.66	6 Batten, Lindsay
9	17	10.66	1.5947	15.7348	39.34	62 Mc Ivor, Daniel
10	15	11.32	1.3251	13.0742	32.69	51 Lindsay, Douglas
11	17	16.51	1.0297	10.1595	25.40	86 Tolentino, Wayne
12	15	14.88	1.0081	9.9462	24.87	100 Cesarello, Tony
13	5	11.91	0.4198	4.1422	10.36	43 James, Lucille
14	0	0.00	0.0000	0.0000	0.00	108 Hateley, Dean
15	0	18.59	0.0000	0.0000	0.00	76 Radburn, Jason
16	0	9.03	0.0000	0.0000	0.00	104 Sullivan (Jnr), Joseph
17	0	13.77	0.0000	0.0000	0.00	30 Drakeley, Paul
18	0	16.01	0.0000	0.0000	0.00	23 Dailey, David
19	0	20.26	0.0000	0.0000	0.00	24 Dailey, Vicki
20	0	11.95	0.0000	0.0000	0.00	63 Moysey, Chris
21	0	12.36	0.0000	0.0000	0.00	55 Lyne, Greg
22	0	11.56	0.0000	0.0000	0.00	21 Cranson, Ian

PRODUCTION -- Overall Stage Results

2017 Victorian State Selection Match #3

Printed October 24, 2017 at 7:01




Stage 12 -- Range 4 RHS

	PTS	TIME	HIT FACTOR	STAGE POINTS	STAGE PERCENT	COMPETITOR # Name
1	28	9.31	3.0075	40.0000	100.00	85 Taylor, James
2	32	11.36	2.8169	37.4648	93.66	26 Degway, Florendo
3	28	10.75	2.6047	34.6419	86.60	41 Hendrickson, Rick
4	26	10.58	2.4575	32.6843	81.71	97 Ferrero, Shaun
5	32	13.04	2.4540	32.6380	81.60	3 Angelopoulos, Andrew
6	24	9.82	2.4440	32.5051	81.26	17 Cicolini, Paul
7	32	13.97	2.2906	30.4653	76.16	54 Lott, Shane
8	26	12.01	2.1649	28.7927	71.98	70 Ohanian, Chris
9	34	19.04	1.7857	23.7500	59.38	80 Schlen, Gideon
10	26	15.23	1.7072	22.7052	56.76	34 Fowler, Keith
11	26	15.64	1.6624	22.1100	55.27	46 Kelly, Glenn
12	15	12.20	1.2295	16.3525	40.88	45 Josipovic, Robert
13	13	10.58	1.2287	16.3422	40.86	9 Bouchut, Jean-Claude
14	11	9.85	1.1168	14.8528	37.13	88 Winthorst, Jorg
15	8	9.32	0.8584	11.4163	28.54	19 Cooke, Alistair
16	13	17.05	0.7625	10.1408	25.35	59 Madar, Jozef
17	6	18.88	0.3178	4.2267	10.57	16 Cheng, Vanessa
18	2	14.08	0.1420	1.8892	4.72	36 Harris, David
19	0	8.63	0.0000	0.0000	0.00	29 Dorkota, Joe
20	0	14.86	0.0000	0.0000	0.00	98 Ferrero, Ray
21	0	21.99	0.0000	0.0000	0.00	50 Leung, Wai Chi (Uran)
22	0	21.25	0.0000	0.0000	0.00	53 Lott, Jody
23	0	17.42	0.0000	0.0000	0.00	60 Maningas, Garry
24	0	26.96	0.0000	0.0000	0.00	72 Owens, Michelle
25	0	16.39	0.0000	0.0000	0.00	61 Marshall, Jason
26	0	13.61	0.0000	0.0000	0.00	87 Vainer, Michael
27	0	13.69	0.0000	0.0000	0.00	82 Stenner, Peter
28	0	10.25	0.0000	0.0000	0.00	35 Fung, Jason
29	0	19.22	0.0000	0.0000	0.00	77 Radburn, Rhys

CLASSIC -- Overall Stage Results

2017 Victorian State Selection Match #3

Printed October 24, 2017 at 7:01



Stage 12 -- Range 4 RHS

	PTS	TIME	HIT FACTOR	STAGE POINTS	STAGE PERCENT	COMPETITOR # Name
1	36	9.42	3.8217	40.0000	100.00	37 Hatch, Greg
2	33	10.16	3.2480	33.9961	84.99	2 Angelopoulos, Louie
3	20	7.66	2.6110	27.3281	68.32	102 Rehlicki, Ivan
4	26	10.43	2.4928	26.0914	65.23	89 Whitfield, Simon
5	28	11.86	2.3609	24.7105	61.78	25 Damaso, Gary
6	21	9.29	2.2605	23.6598	59.15	42 Houston, Scott
7	26	11.52	2.2569	23.6227	59.06	22 Crigan, Rob
8	34	20.13	1.6890	17.6784	44.20	49 Laing, Bradley
9	8	9.67	0.8273	8.6591	21.65	71 Oliver, Mark
10	4	11.61	0.3445	3.6061	9.02	44 Jarvis, Mark
11	0	0.00	0.0000	0.0000	0.00	105 Moon, Greg
12	0	10.51	0.0000	0.0000	0.00	58 McCrae, Colin
13	0	0.00	0.0000	0.0000	0.00	33 Ellis, Chris
14	0	14.88	0.0000	0.0000	0.00	79 Reynolds, Dean
15	0	25.79	0.0000	0.0000	0.00	15 Capadouca, Chris
16	0	12.30	0.0000	0.0000	0.00	14 Capadouca, Jared
17	0	10.15	0.0000	0.0000	0.00	40 Hatzipantelis, Jim
18	0	21.56	0.0000	0.0000	0.00	81 Singer, Ann
19	0	18.26	0.0000	0.0000	0.00	92 Whitfield, Aidan
20	0	22.29	0.0000	0.0000	0.00	5 Bailey, Fergus
21	0	30.63	0.0000	0.0000	0.00	94 Wilson, Erin
22	0	15.82	0.0000	0.0000	0.00	106 Munday, Stephen