

# STAGE 1: Range 1 SAT

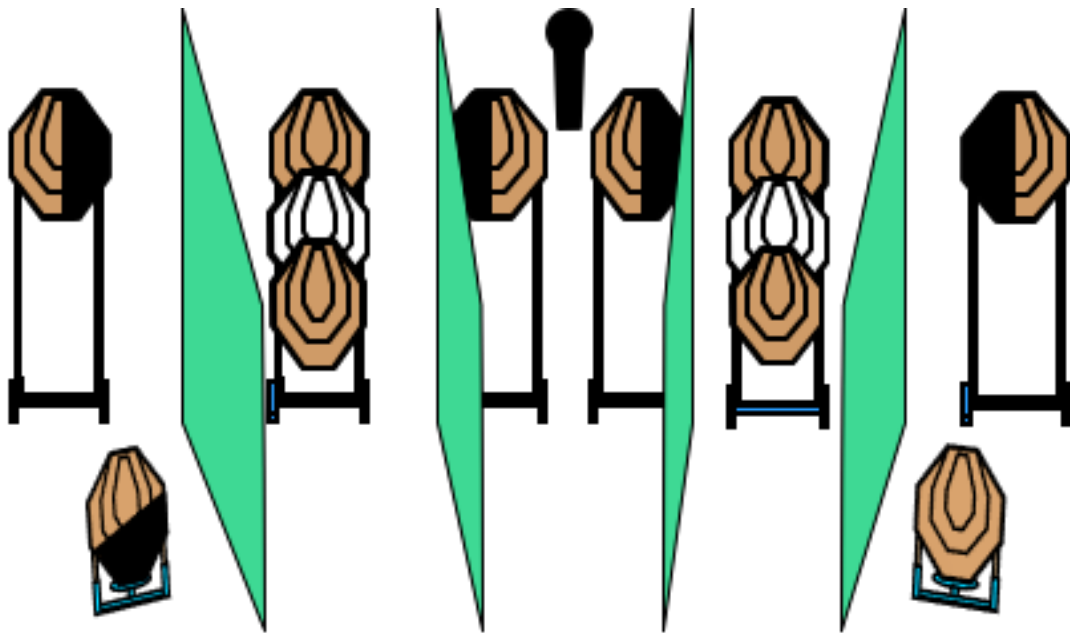
**START POSITION:** Standing anywhere within the demarcated area.

**STAGE PROCEDURE:** On the audible start signal engage all targets while remaining in the demarcated area.

## SCORING

**No. of rounds to be scored:** 21 rounds, 105 points

**TARGETS:** 10 IPSC Paper, 1 IPSC Popper



**SETUP NOTES:**

**RO NOTES:**

# STAGE 2: Range 2 SAT

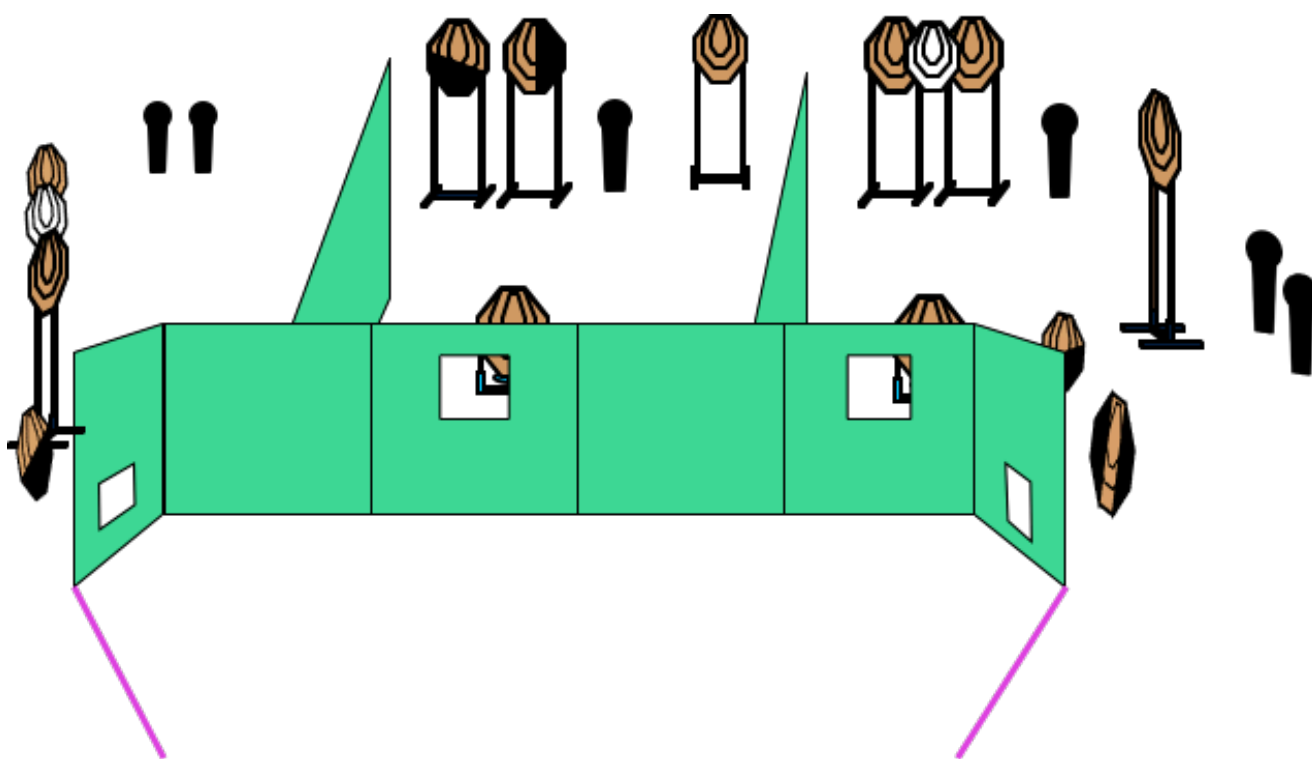
**START POSITION:** Standing anywhere within the demarcated area.

**STAGE PROCEDURE:** On the audible start signal engage all targets from within demarcated area.

## SCORING

**No. of rounds to be scored:** 32 rounds, 160 points

**TARGETS:** 13 IPSC Paper, 6 IPSC Poppers



**SETUP NOTES:** Left and Right ports are low (not prone), Paper targets near screens are close.

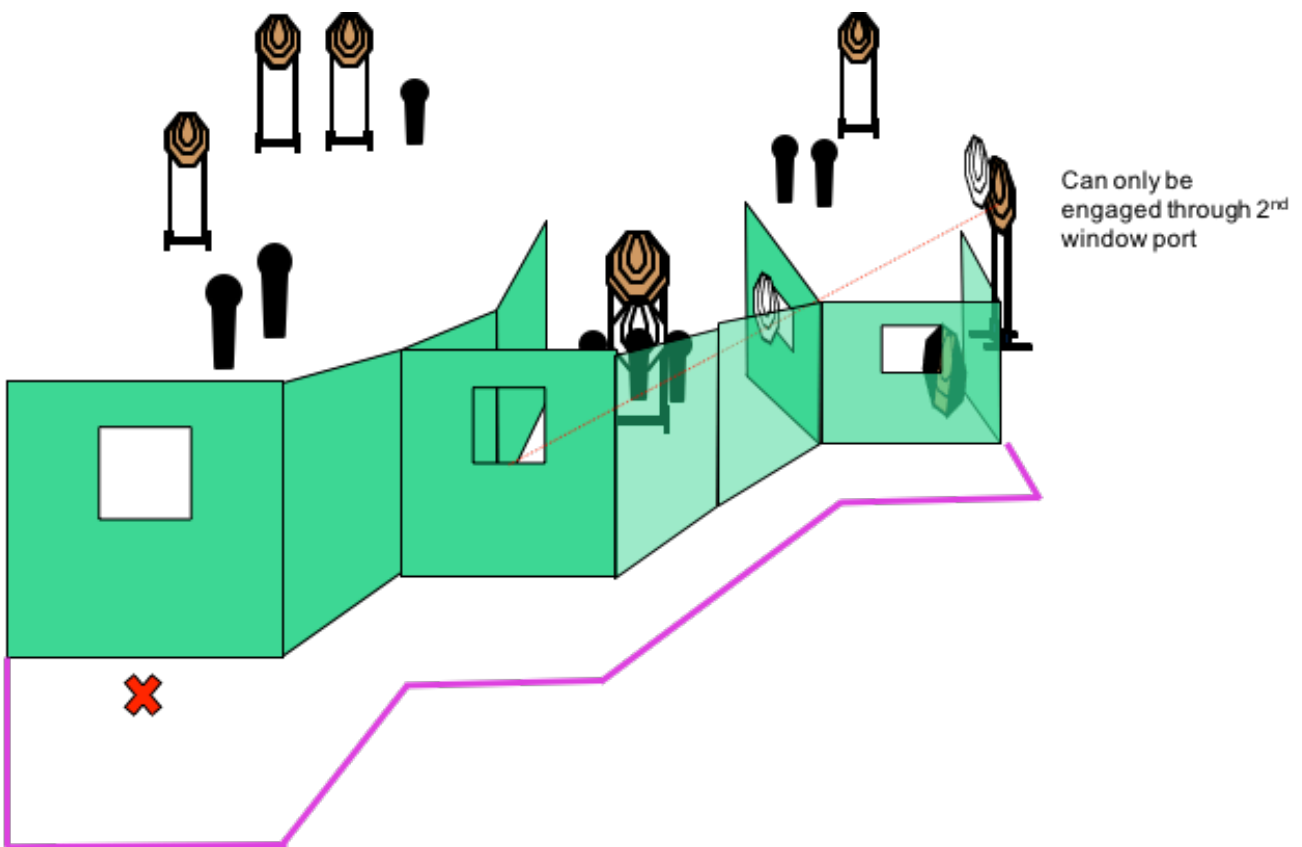
**RO NOTES:**

# STAGE 3: Range 3 SAT

**START POSITION:** Standing in start position 'X'.

**STAGE PROCEDURE:** On audible start signal engage all targets from within the demarcated area.

**SCORING**  
**No. of rounds to be scored:** 22 rounds, 110 points  
**TARGETS:** 7 IPSC Paper, 8 IPSC Poppers



**SETUP NOTES:**

Approximately 20m from first port to rear target.  
Far right IPSC paper can only be engaged from 2<sup>nd</sup> window port (see red line)

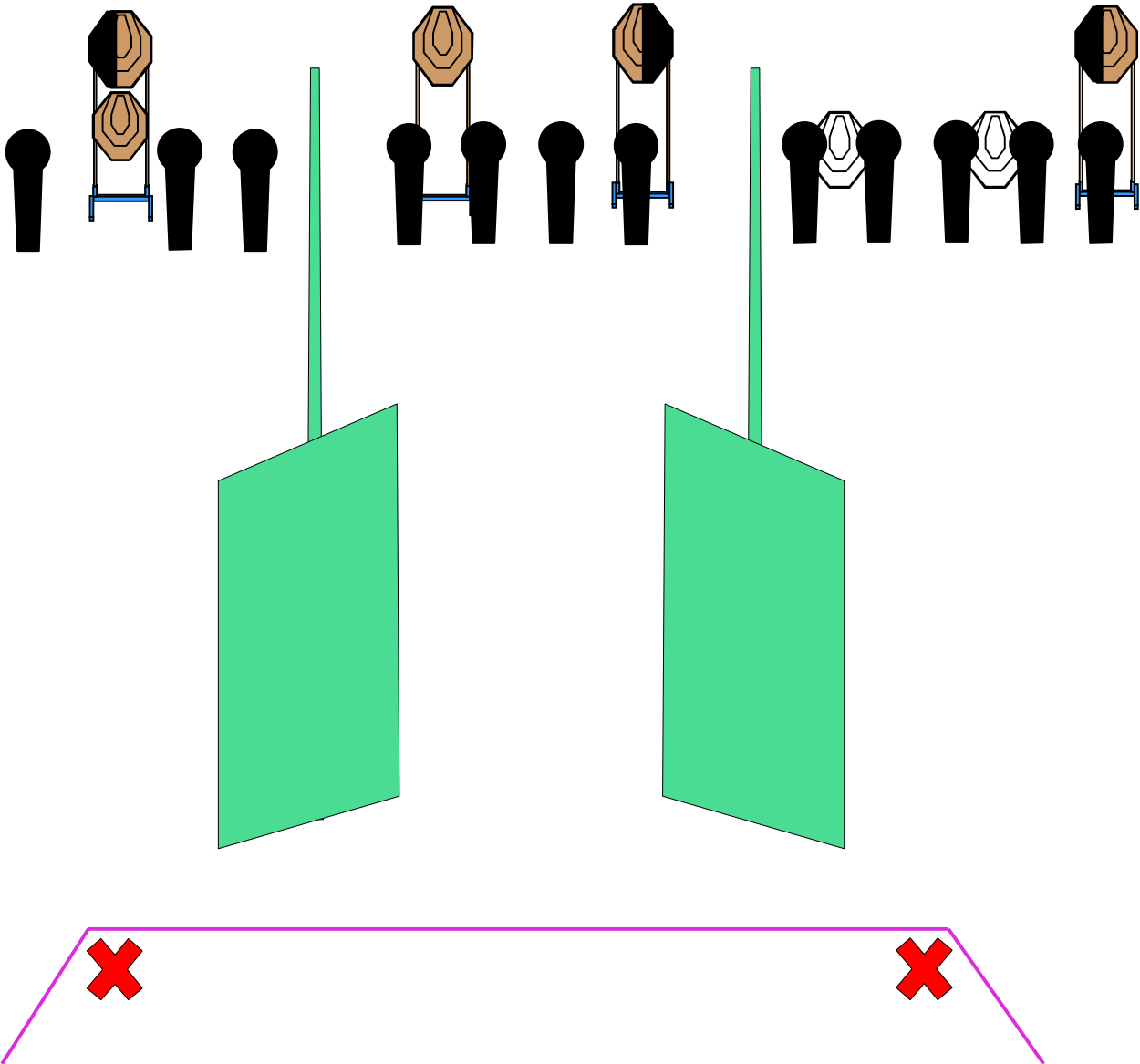
**RO NOTES:**

# STAGE 4: Range 4 SAT

**START POSITION:** Standing in either position 'X'. Hands IPSC clasp.

**STAGE PROCEDURE:** On audible start signal engage all targets from within the demarcated area.

**SCORING**  
**No. of rounds to be scored:** 22 rounds, 110 points  
**TARGETS:** 4 IPSC Paper, 12 IPSC Poppers



**SETUP NOTES:** Poppers at 10m  
Paper targets at 12m

**RO NOTES:**

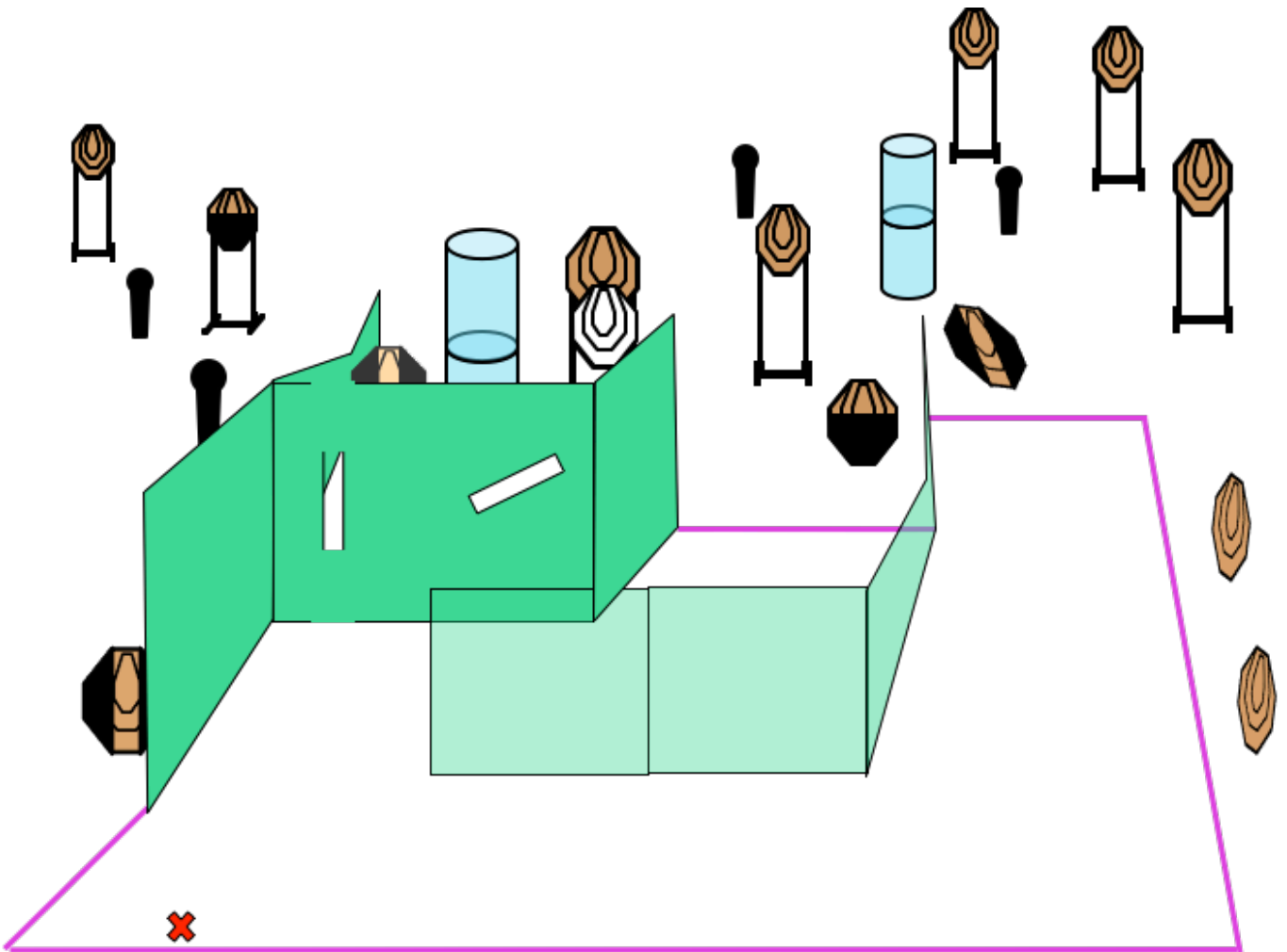
# STAGE 5: Range 5 SAT

**START POSITION:** Standing with heels against marks at start position 'X'. **Firearm is magwell loaded, chamber empty.**

**STAGE PROCEDURE:** On audible start signal engage all targets from within the demarcated area.

**SCORING**

**No. of rounds to be scored:** 30 rounds, 150 points  
**TARGETS:** 13 IPSC Paper, 4 IPSC Poppers



**SETUP NOTES:**

**RO NOTES:**

# STAGE 6: Range 6 SAT

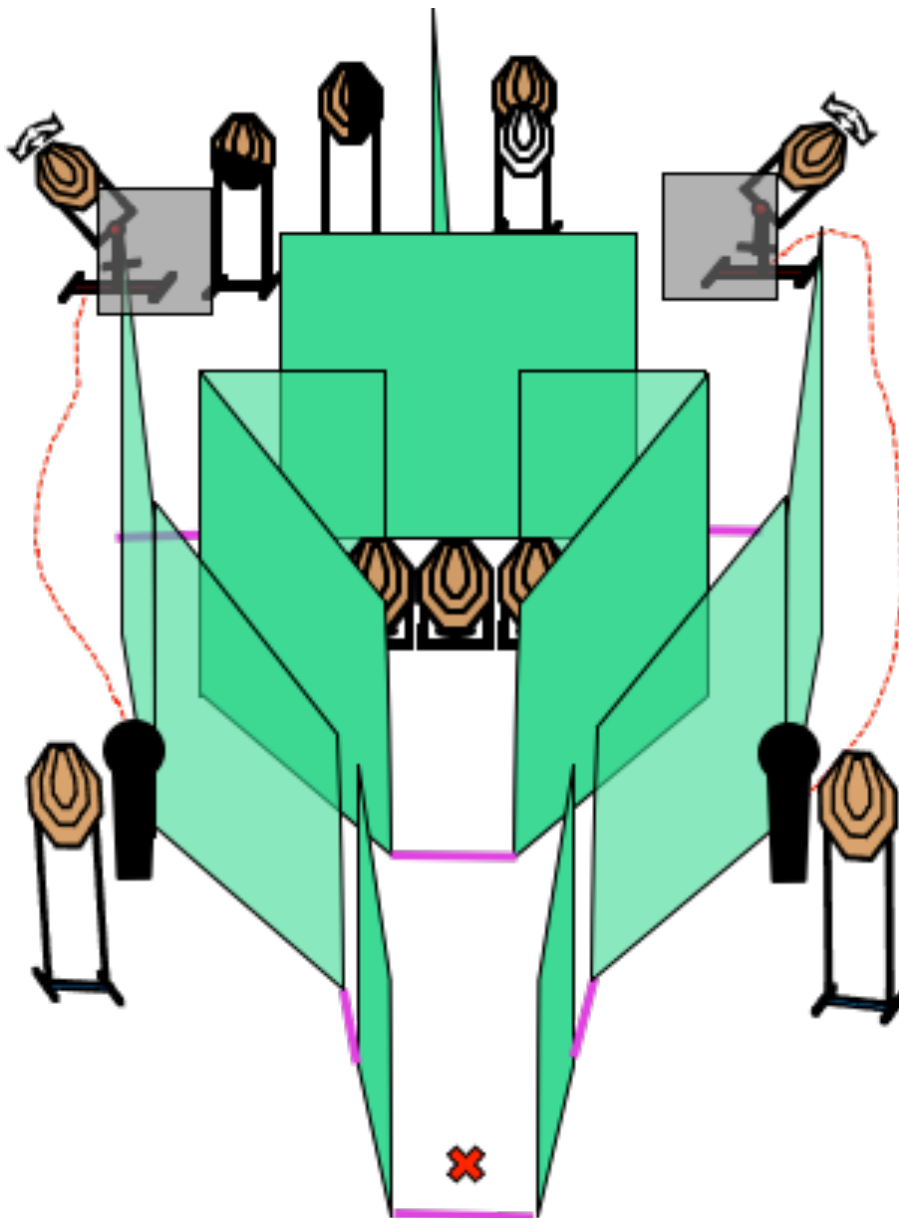
**START POSITION:** Standing at position 'X'

**STAGE PROCEDURE:** On audible start signal engage all targets from within the demarcated area. Poppers activate swinging targets which remain visible at rest.

## SCORING

**No. of rounds to be scored:** 22 rounds, 110 points

**TARGETS:** 10 IPSC Paper, 2 IPSC Poppers



**SETUP NOTES:** Left and right poppers activate swinging targets 1 and 2. Targets remain visible at rest.

**RO NOTES:**

# STAGE 7: Range 1 SUN

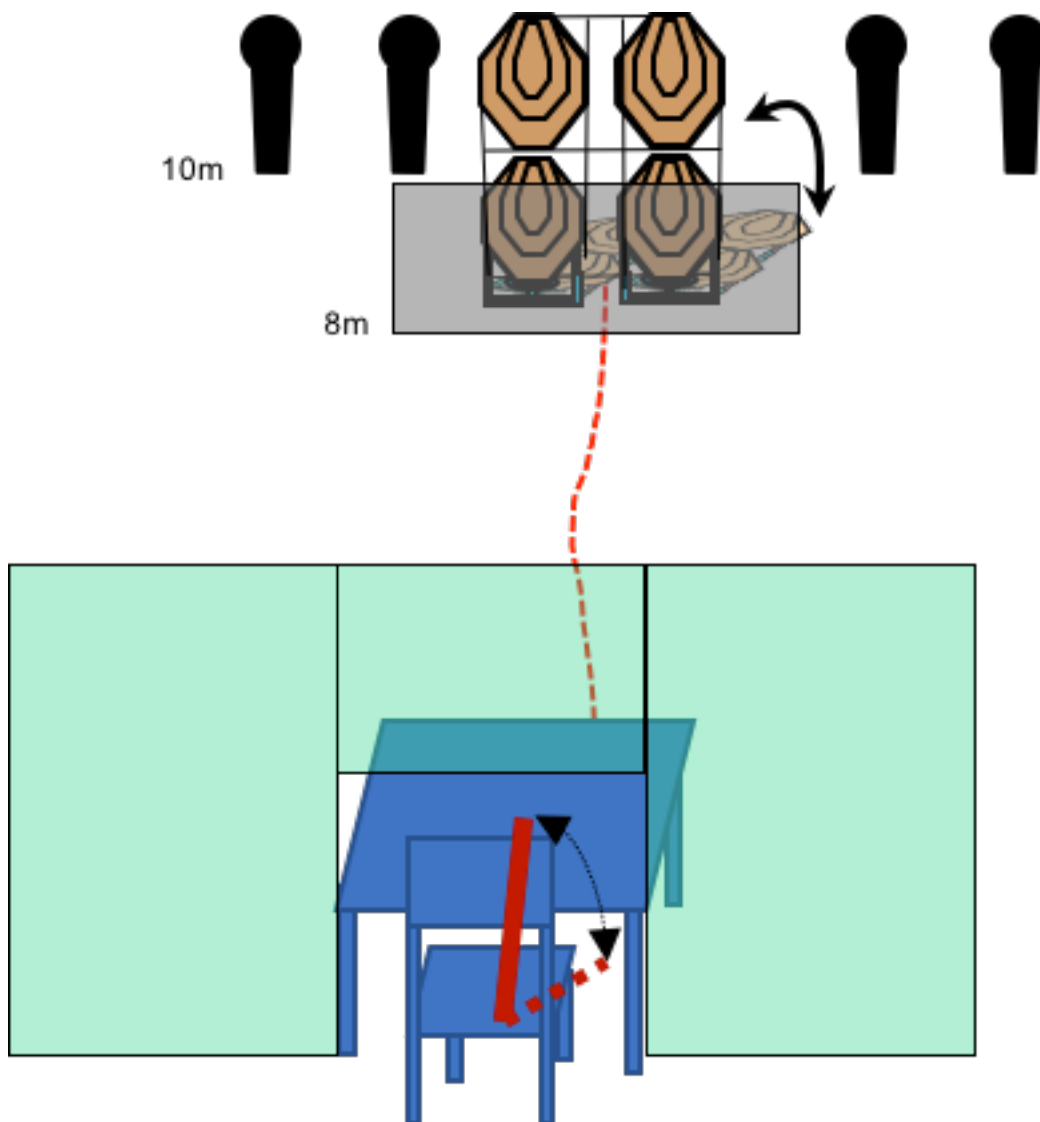
**START POSITION:** Seated, firearm placed where marked on the table, chamber and magwell empty. All ammunition to be used in the course of fire placed anywhere on table.

**STAGE PROCEDURE:** On audible start signal engage all targets from the seated position – **strong hand only. Paper targets activated by holding lever under table (L or R hand).**

## SCORING

**No. of rounds to be scored:** 12 rounds, 60 points

**TARGETS:** 4 IPSC Paper, 4 IPSC Poppers



**SETUP NOTES:** Frames for paper run in pairs.  
Hard cover at front to stop engaging without pulling handle (i.e standing up the targets are not visible)  
Poppers at 10m from table. Paper array at 8m.

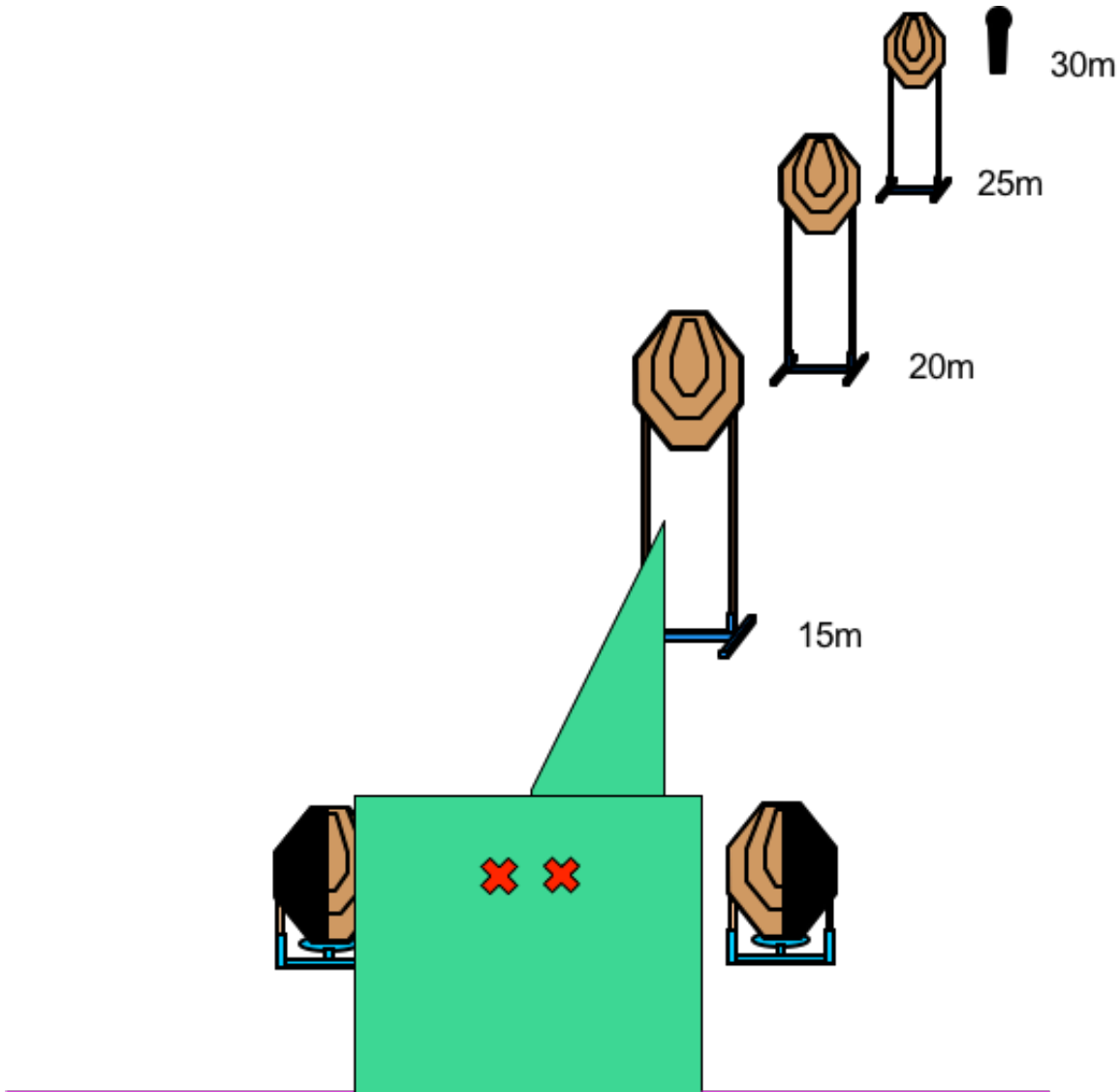
**RO NOTES:** Handle needs to be held to engage targets (strong hand only). Shooters need to remain seated to engage through the port.

# STAGE 8: Range 2 SUN

**START POSITION:** Standing hands on wall in marked position 'X'. Firearm is chamber and magwell empty.

**STAGE PROCEDURE:** On audible start signal engage all targets from within the demarcated area

**SCORING**  
**No. of rounds to be scored:** 11 rounds, 55 points  
**TARGETS:** 5 IPSC Paper, 1 IPSC Popper



**SETUP NOTES:** Targets set at distances indicated

**RO NOTES:**

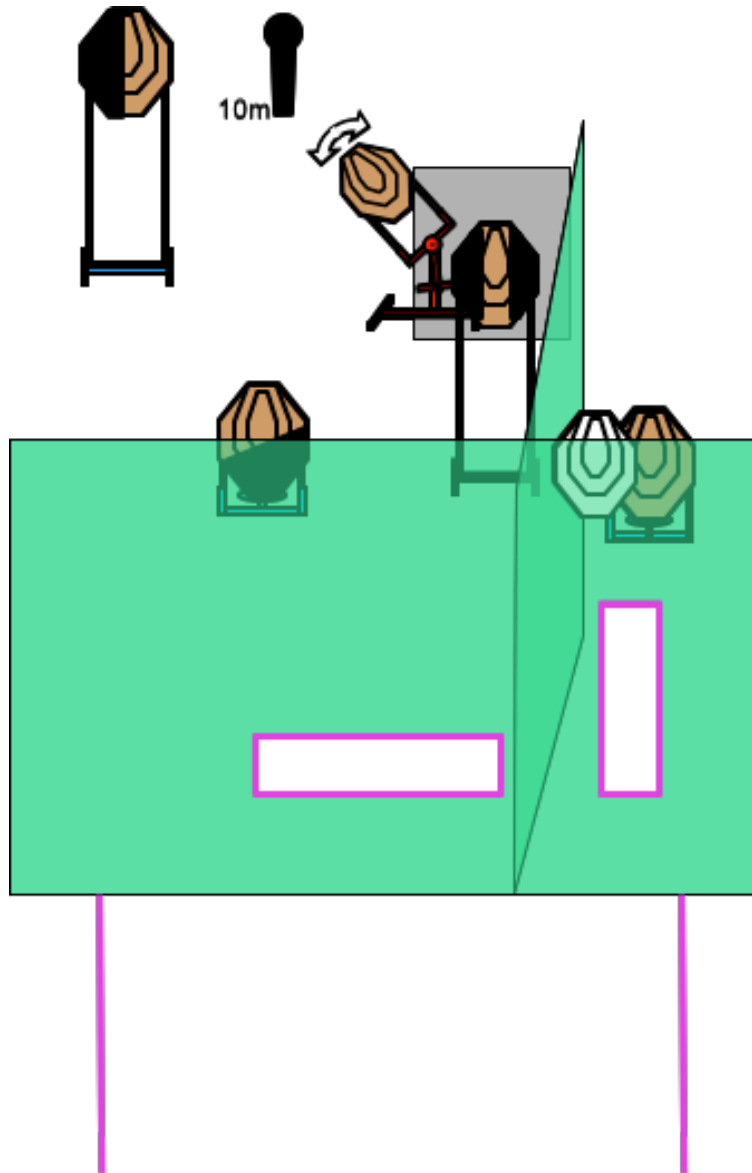


# STAGE 9: Range 3 SUN

**START POSITION:** Standing anywhere within the demarcated area.

**STAGE PROCEDURE:** On audible start signal engage all targets from within the demarcated area. Popper activates swinging target which remains visible at rest.

**SCORING**  
**No. of rounds to be scored:** 11 rounds, 55 points  
**TARGETS:** 5 IPSC Paper, 1 IPSC Popper



**SETUP NOTES:** Popper at 10m activates swinging target.

**RO NOTES:**

# STAGE 10: Range 4 SUN

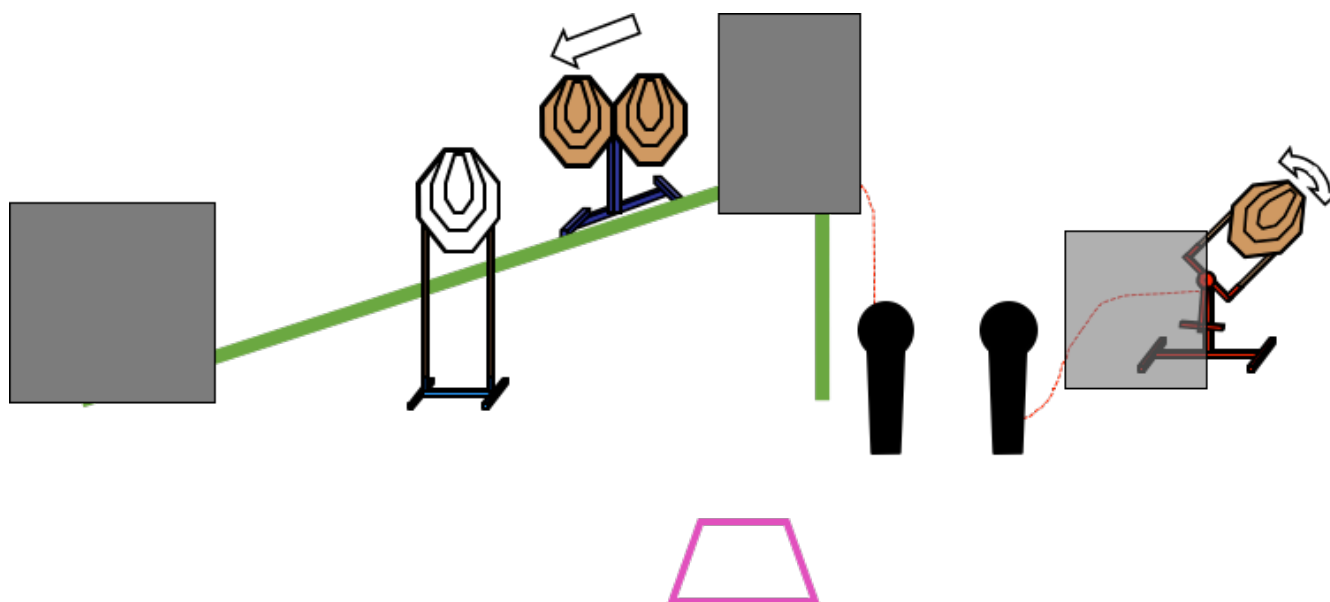
**START POSITION:** Standing within the demarcated area.

**STAGE PROCEDURE:** On audible start signal engage all targets **from within the demarcated shoot area**. Poppers activate moving target set which are not visible at rest. Swinging target remains visible at rest.

## SCORING

**No. of rounds to be scored:** 8 rounds, 40 points

**TARGETS:** 3 IPSC Paper, 2 IPSC Poppers



## SETUP NOTES:

Left popper activates mover. Right activates swinger.  
Popper at 10m from start box. No shoot half way along the mover affixed to the frame.

## RO NOTES:

# STAGE 11: Range 5 SUN

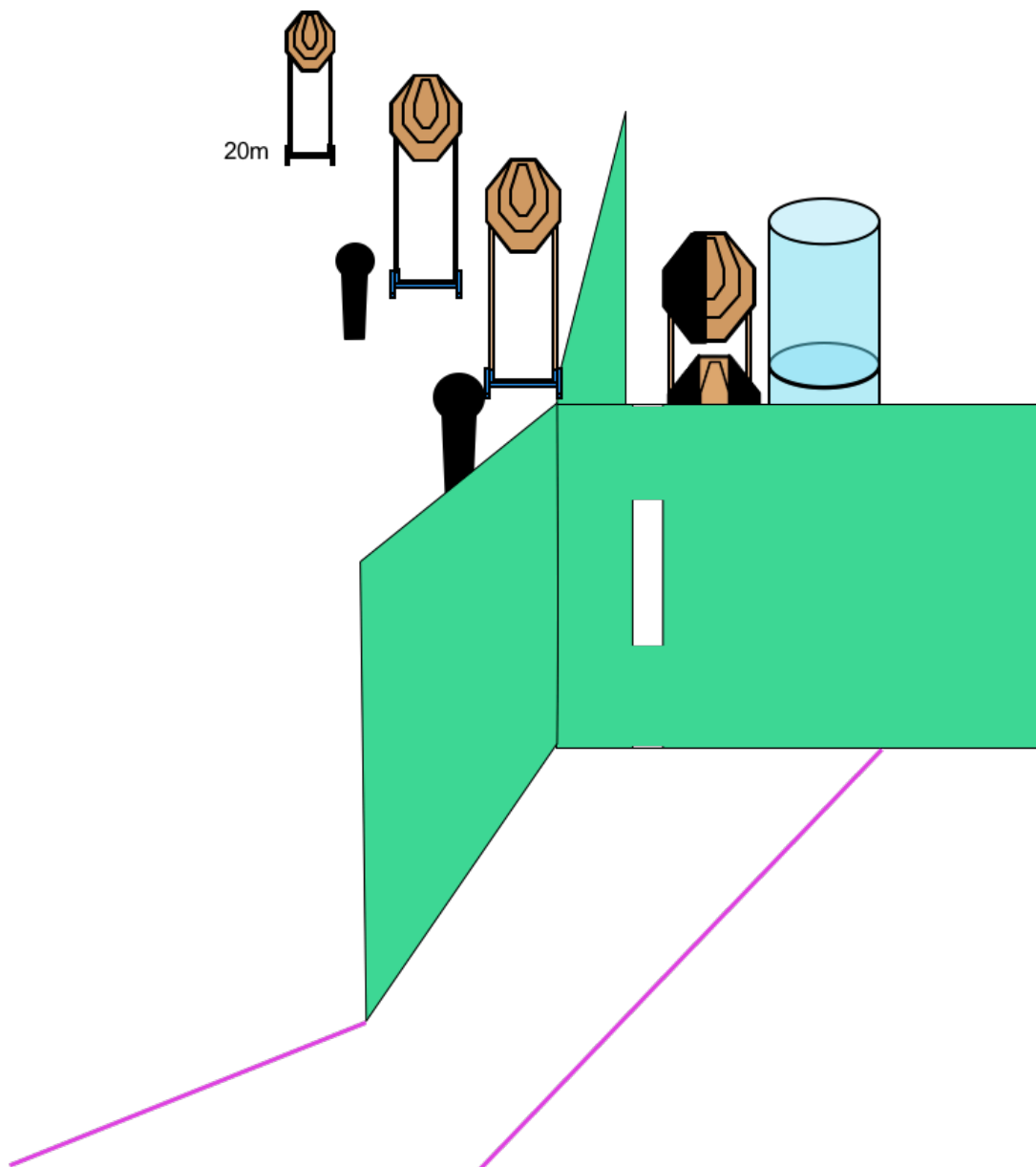
**START POSITION:** Standing anywhere within the demarcated area, hands shoulder high (surrender position).

**STAGE PROCEDURE:** On audible start signal engage all targets from within the demarcated area.

## SCORING

**No. of rounds to be scored:** 12 rounds, 60 points

**TARGETS:** 5 IPSC Paper, 2 IPSC Poppers



## SETUP NOTES:

Furthest IPSC paper at 20m from the left demarcated line.

## RO NOTES:

# STAGE 12: Range 6 SUN

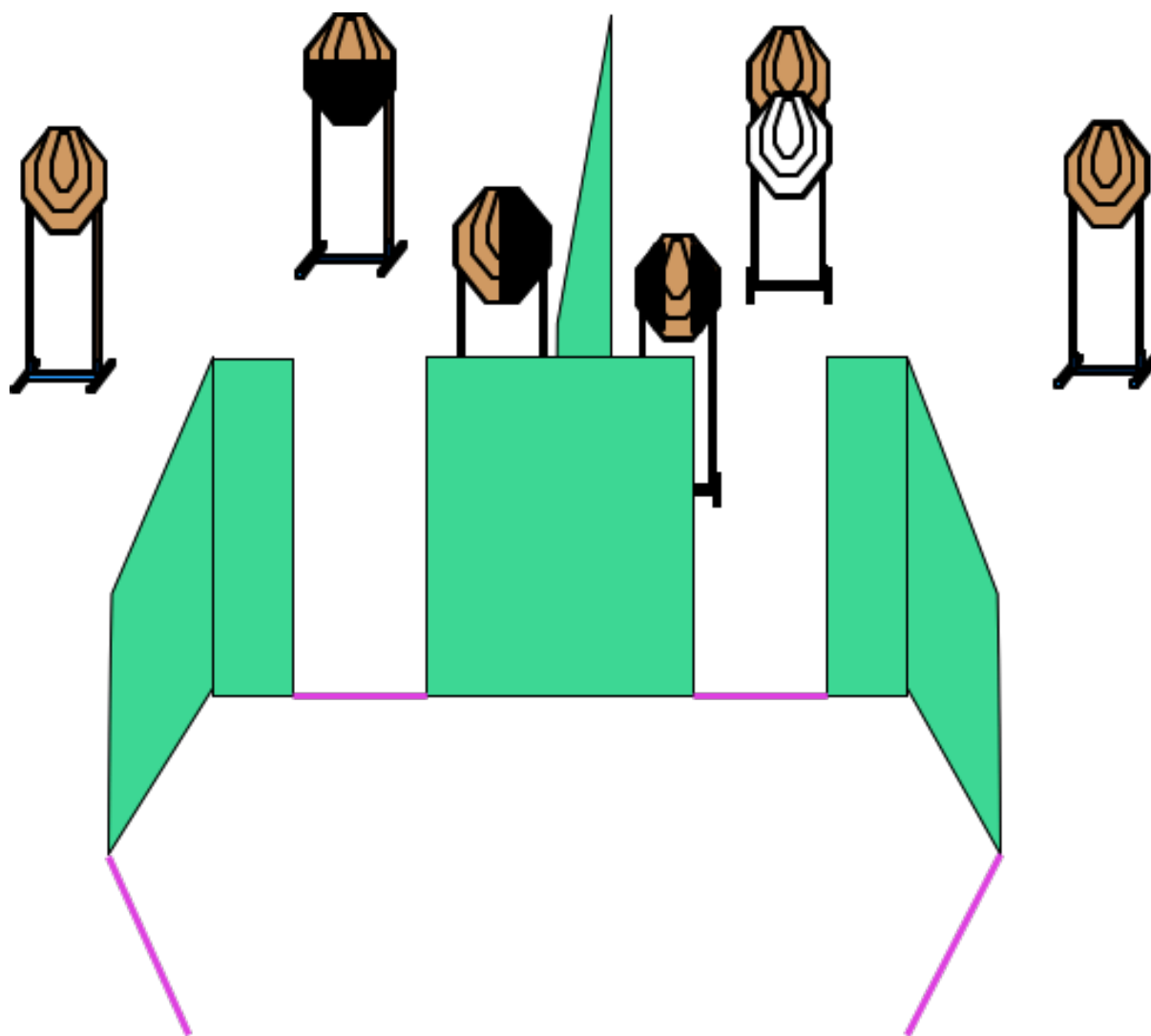
**START POSITION:** Standing within start box.

**STAGE PROCEDURE:** On audible start signal engage all targets from within the demarcated area.

**SCORING**

**No. of rounds to be scored:** 12 rounds, 60 points

**TARGETS:** 6 IPSC Paper



**SETUP NOTES:**

**RO NOTES:**