

STAGE ONE

RANGE ONE

RULES: IPSC Rules latest edition.

COURSE DESIGNER: Bill Campbell

START POSITION: At marked position, heels touching mark.

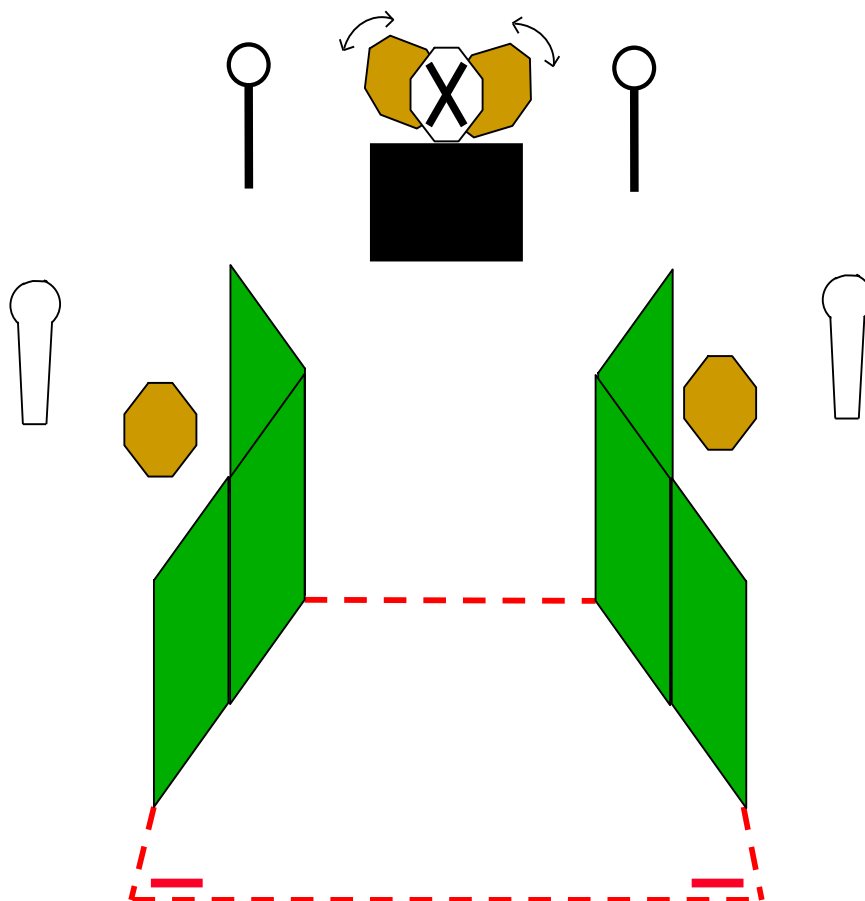
STAGE PROCEDURE:

On signal shoot all targets whilst remaining in the demarcated area.

SCORING

TARGETS: 4 IPSC, 2 IPSC Poppers, 2 IPSC Plates

No of rounds to be scored: 12



SETUP NOTES:

Turn Stage to the left so that shots on left side are aimed into the LEFT BERM. See if this is required during set up, if not, set up so that all shots go downrange in back stop.

RO NOTES:



STAGE TWO

RANGE TWO

RULES: IPSC Rules latest edition.

COURSE DESIGNER: Bill Campbell

START POSITION: At marked position, heels touching mark.

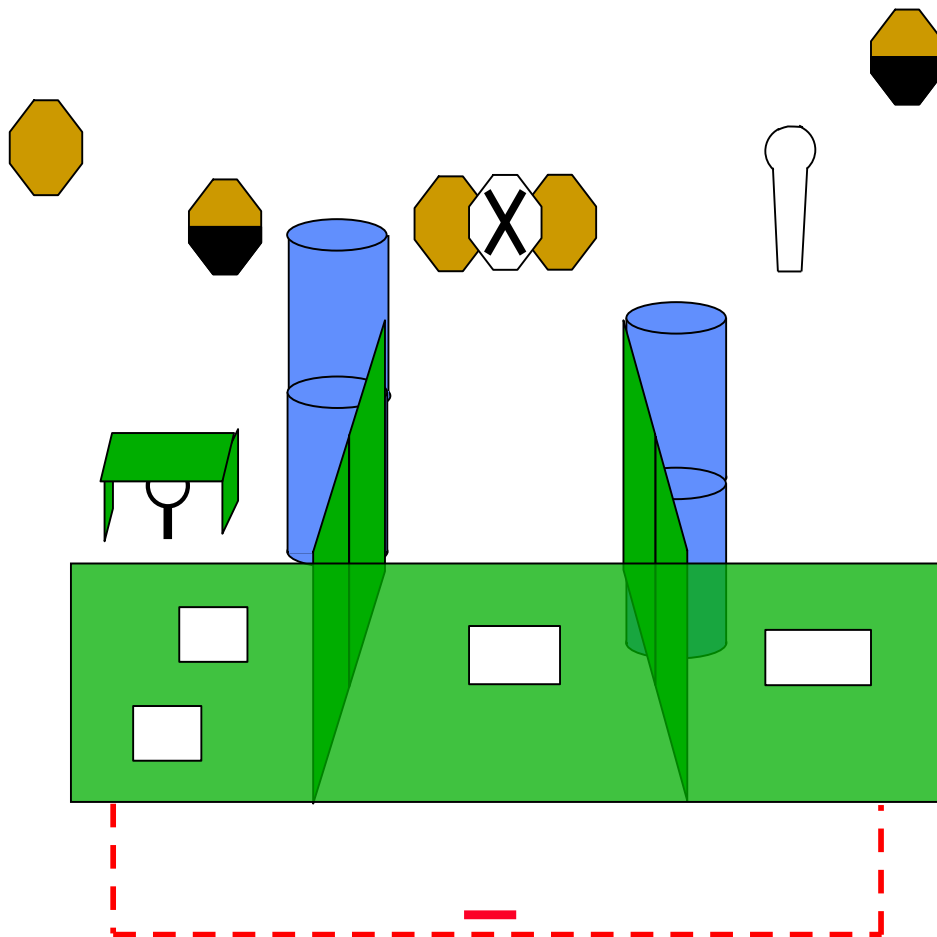
STAGE PROCEDURE:

On signal shoot all targets whilst remaining in the demarcated area.

SCORING

TARGETS: 5 IPSC, 1 IPSC Popper, 1 IPSC Plate

No of rounds to be scored: 12



SETUP NOTES:

Plate at left is to be setup so that it is **ONLY** visible from the left low port.

RO NOTES:



STAGE THREE

RANGE THREE

RULES: IPSC Rules latest edition.

COURSE DESIGNER: Bill Campbell

START POSITION: At marked position, toes touching mark.

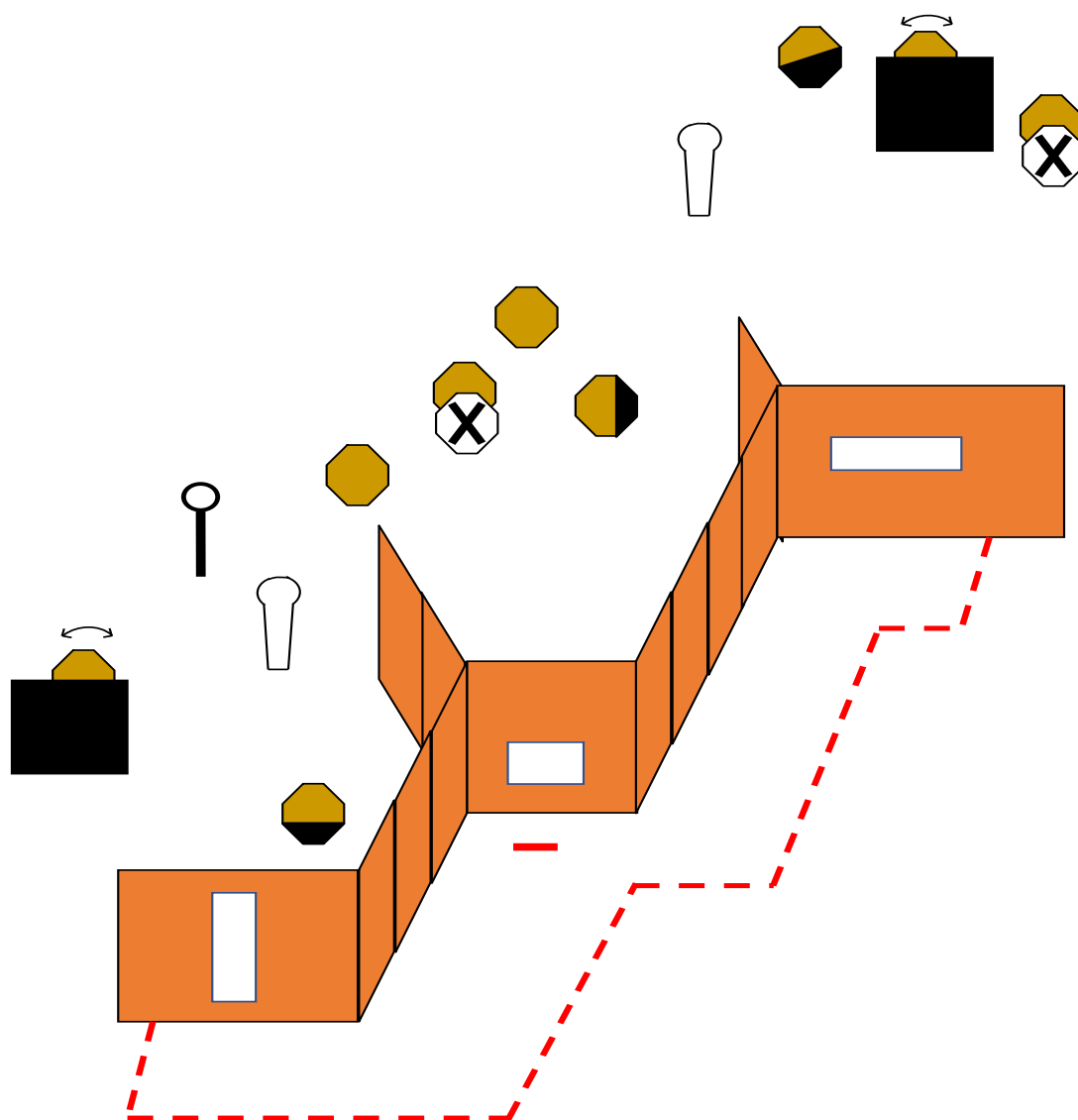
STAGE PROCEDURE:

On signal shoot all targets whilst remaining in the demarcated area.

SCORING

TARGETS: 9 IPSC, 2 IPSC Poppers, 1 IPSC Plate

No of rounds to be scored: 21



SETUP NOTES:

Left popper activates left swinger, right popper activates right swinger, both remain visible at rest.

RO NOTES:

STAGE FOUR

RANGE FOUR

RULES: IPSC Rules latest edition.

COURSE DESIGNER: Bill Campbell

START POSITION: Seated on chair, hands flat on thighs, handgun is *UNLOADED* on table in marked area, pointing down range, all mags lying *FLAT* anywhere the on table.

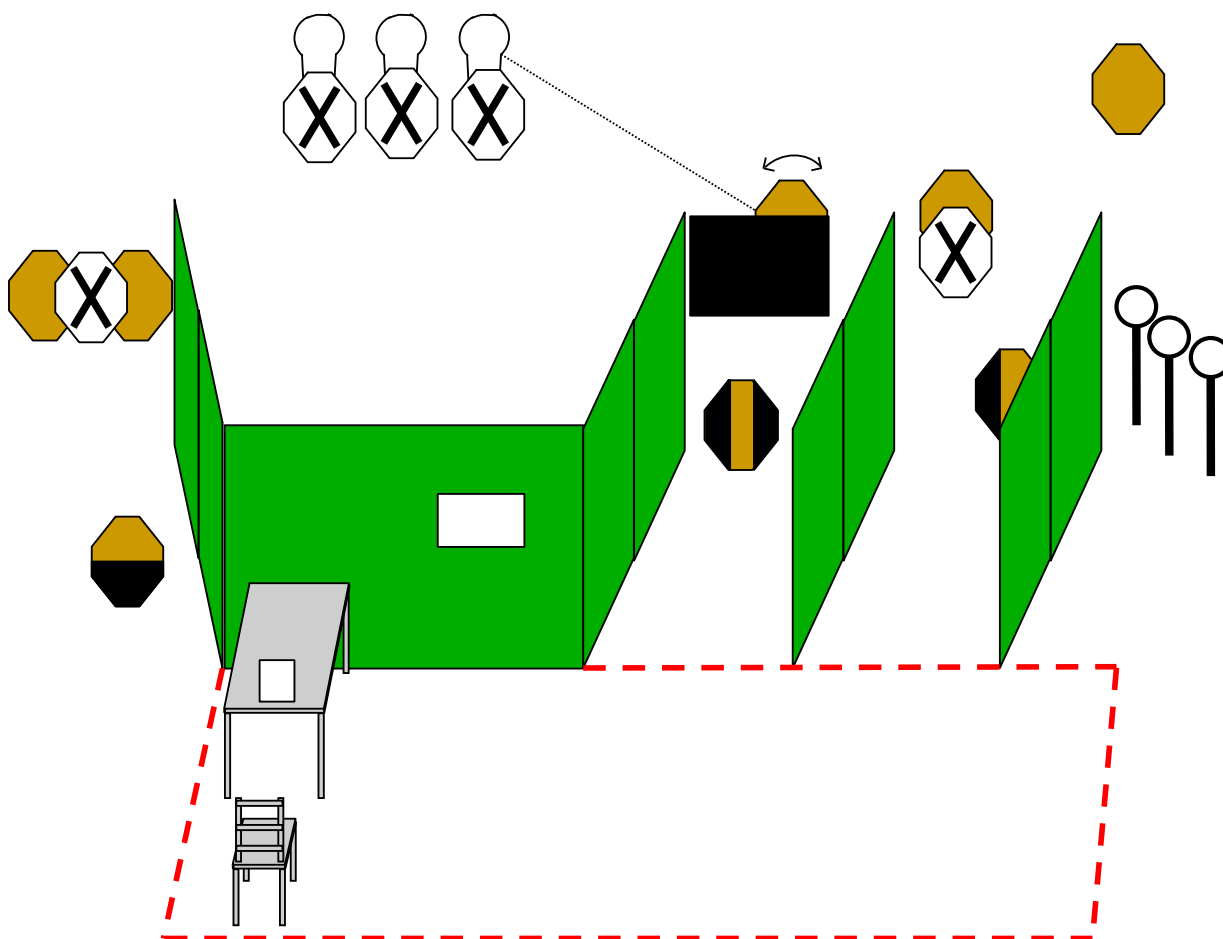
STAGE PROCEDURE:

On signal shoot all targets whilst remaining in the demarcated area.

SCORING

TARGETS: 8 IPSC, 3 IPSC Poppers, 3 IPSC Plates

No of rounds to be scored: 22



SETUP NOTES:

Right popper activates swinger target which remains visible at rest.

RO NOTES:

STAGE FIVE

RANGE FIVE

RULES: IPSC Rules latest edition.

COURSE DESIGNER: Bill Campbell

START POSITION: Standing anywhere within the demarcated area.

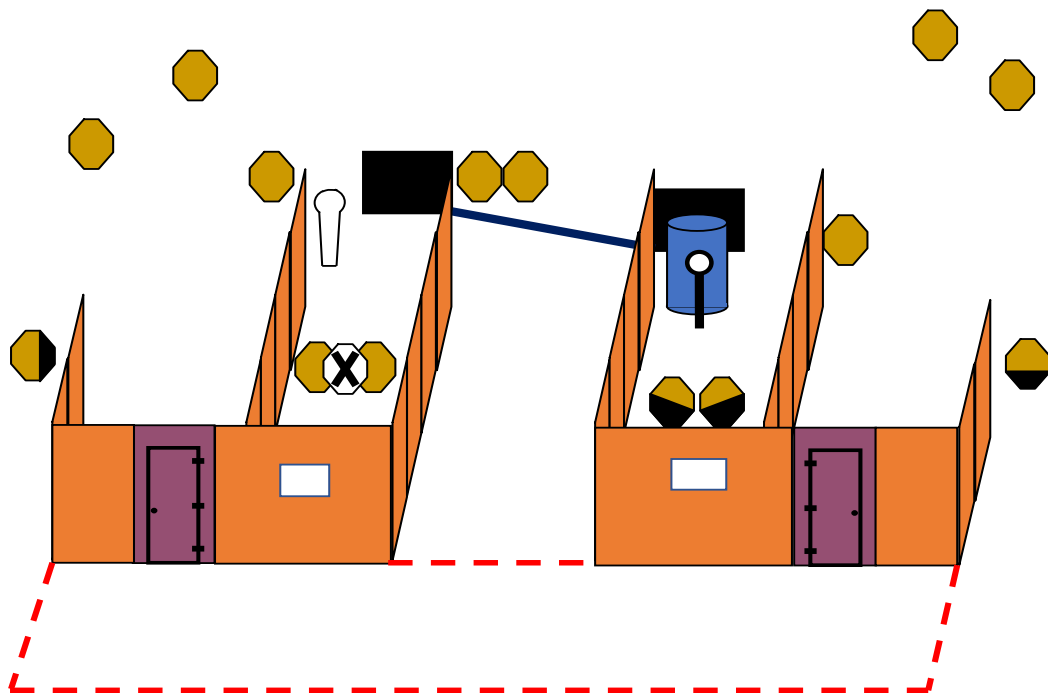
STAGE PROCEDURE:

On signal shoot all targets whilst remaining in the demarcated area.

SCORING

TARGETS: 14 IPSC, 1 IPSC Popper, 1 IPSC Plate

No of rounds to be scored: 30



SETUP NOTES:

Popper activates sliding targets which remain visible at rest.

Doors will open inward.

RO NOTES:



STAGE SIX

RANGE SIX

RULES: IPSC Rules latest edition.

COURSE DESIGNER: Bill Campbell

START POSITION: Seated on chair, handgun has magazine inserted with chamber *EMPTY*.

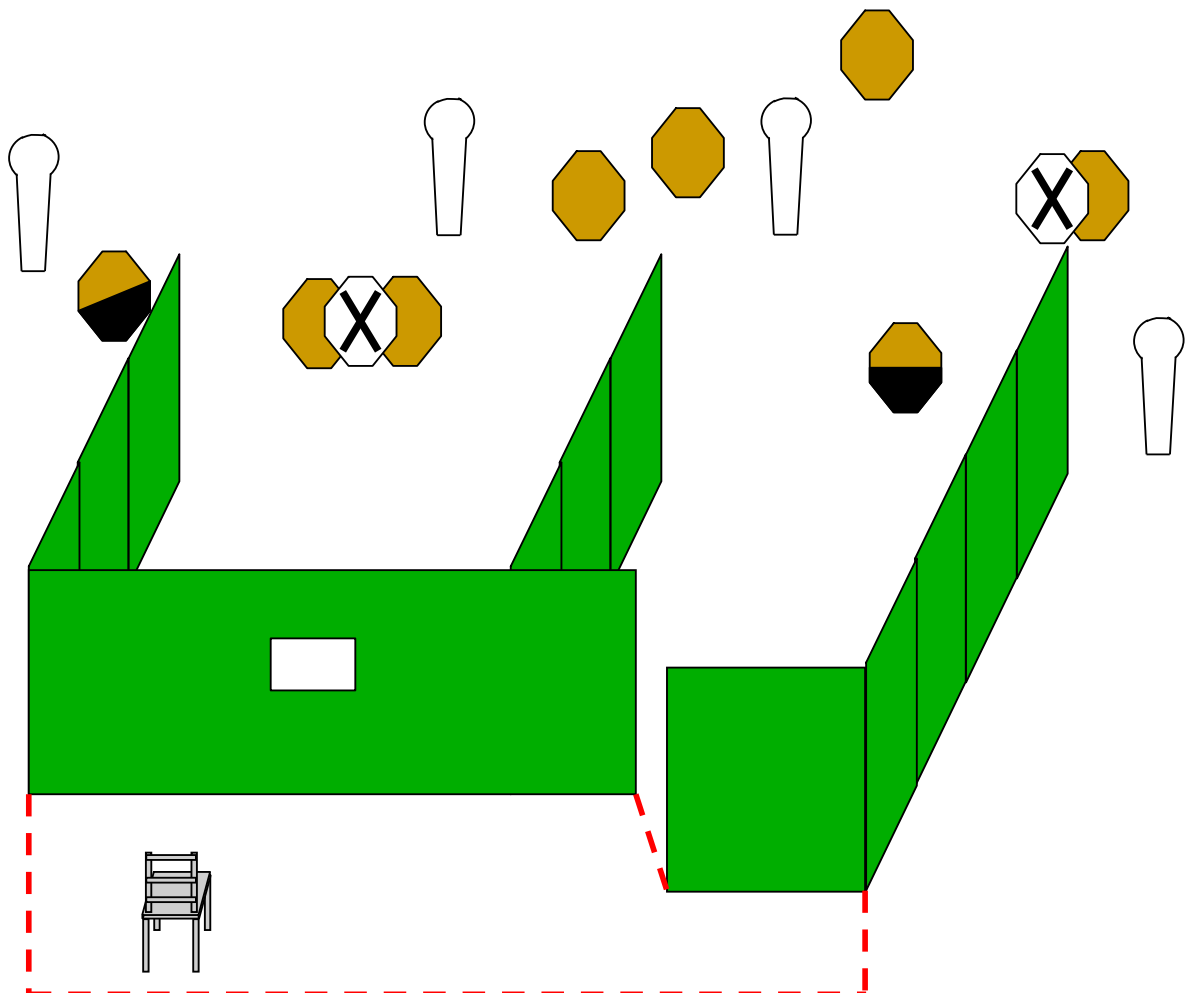
STAGE PROCEDURE:

On signal shoot all targets whilst remaining in the demarcated area.

SCORING

TARGETS: 8 IPSC, 4 IPSC Poppers

No of rounds to be scored: 22



SETUP NOTES:

RO NOTES:

STAGE SEVEN

RANGE SEVEN

RULES: IPSC Rules latest edition.

COURSE DESIGNER: Bill Campbell

START POSITION: Standing anywhere within the demarcated area.

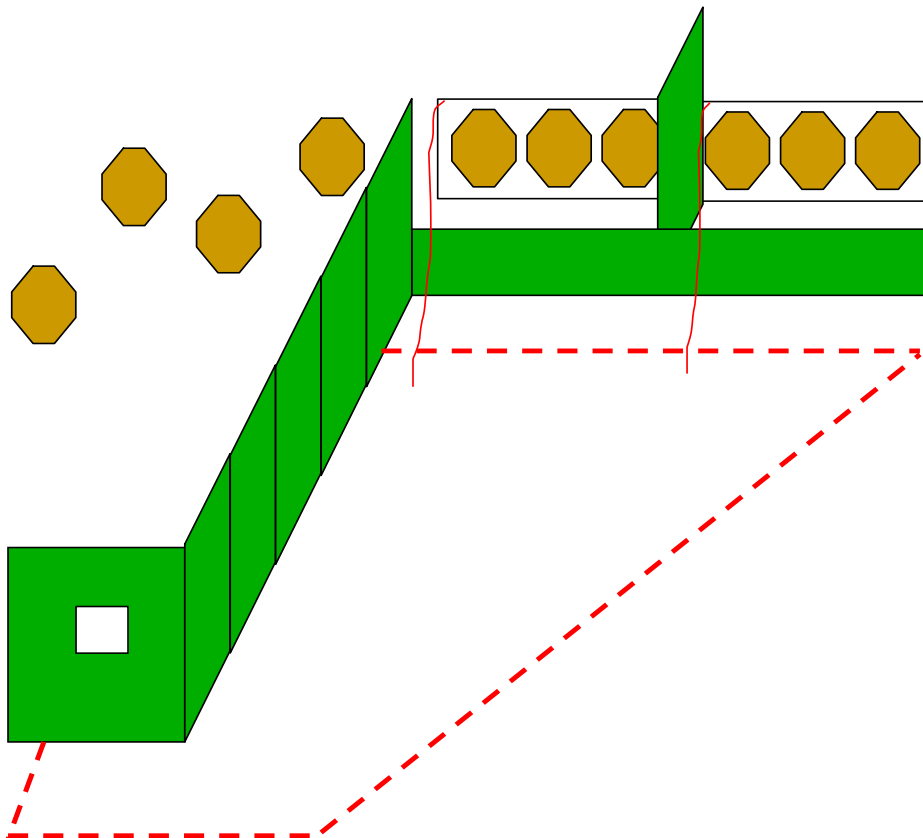
STAGE PROCEDURE:

On signal shoot all targets whilst remaining in the demarcated area.

SCORING

TARGETS: 10 IPSC

No of rounds to be scored: 20



SETUP NOTES:

Rear two banks of targets are hidden from view until competitor pulls on a rope to expose them. There are two ropes and each expose only three targets. Letting go of the rope drops targets from view.

RO NOTES:

STAGE EIGHT

RANGE EIGHT

RULES: IPSC Rules latest edition.

COURSE DESIGNER: Bill Campbell

START POSITION: At marked position, heels touching mark.

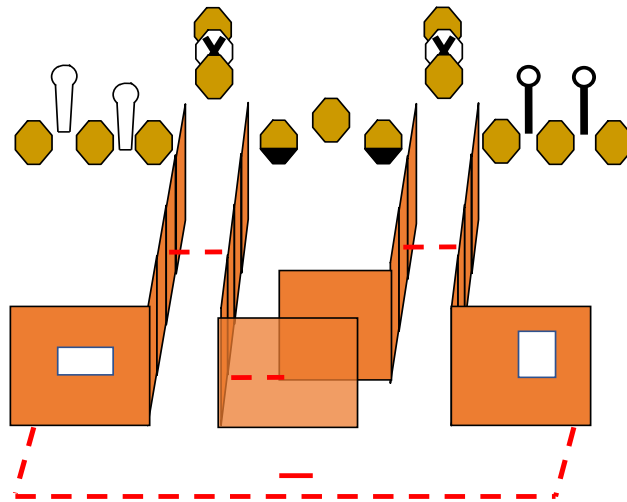
STAGE PROCEDURE:

On signal shoot all targets whilst remaining in the demarcated area.

SCORING

TARGETS: 13 IPSC, 2 IPSC Poppers, 2 IPSC Plates


No of rounds to be scored: 30



SETUP NOTES:

Left and right screen ports have pull down flaps that will expose targets.

RO NOTES:



STAGE NINE

RANGE NINE

RULES: IPSC Rules latest edition.

COURSE DESIGNER: Bill Campbell

START POSITION: At marked position, heels touching mark.

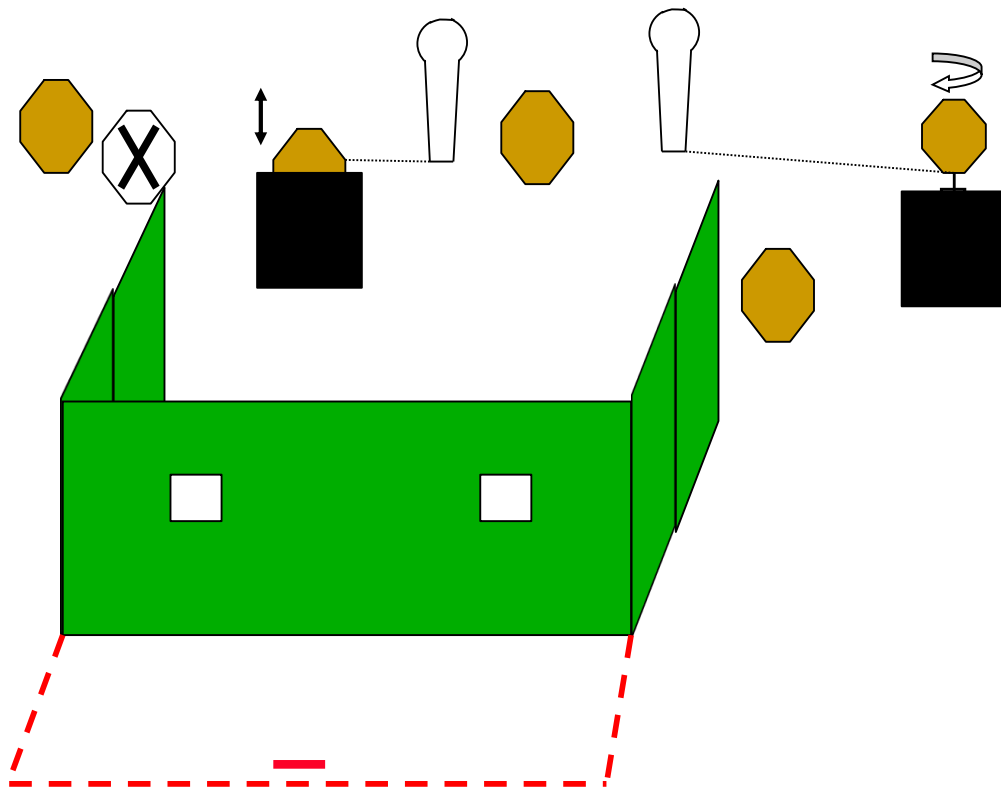
STAGE PROCEDURE:

On signal shoot all targets whilst remaining in the demarcated area.

SCORING

TARGETS: 5 IPSC, 2 IPSC Poppers

No of rounds to be scored: 12



SETUP NOTES:

Left popper activates bobber target which does **NOT** disappear at rest, right popper activates drop turner target that disappears at rest.

RO NOTES:

STAGE TEN

RANGE TEN

RULES: IPSC Rules latest edition.

COURSE DESIGNER: Bill Campbell

START POSITION: Standing anywhere within the demarcated area.

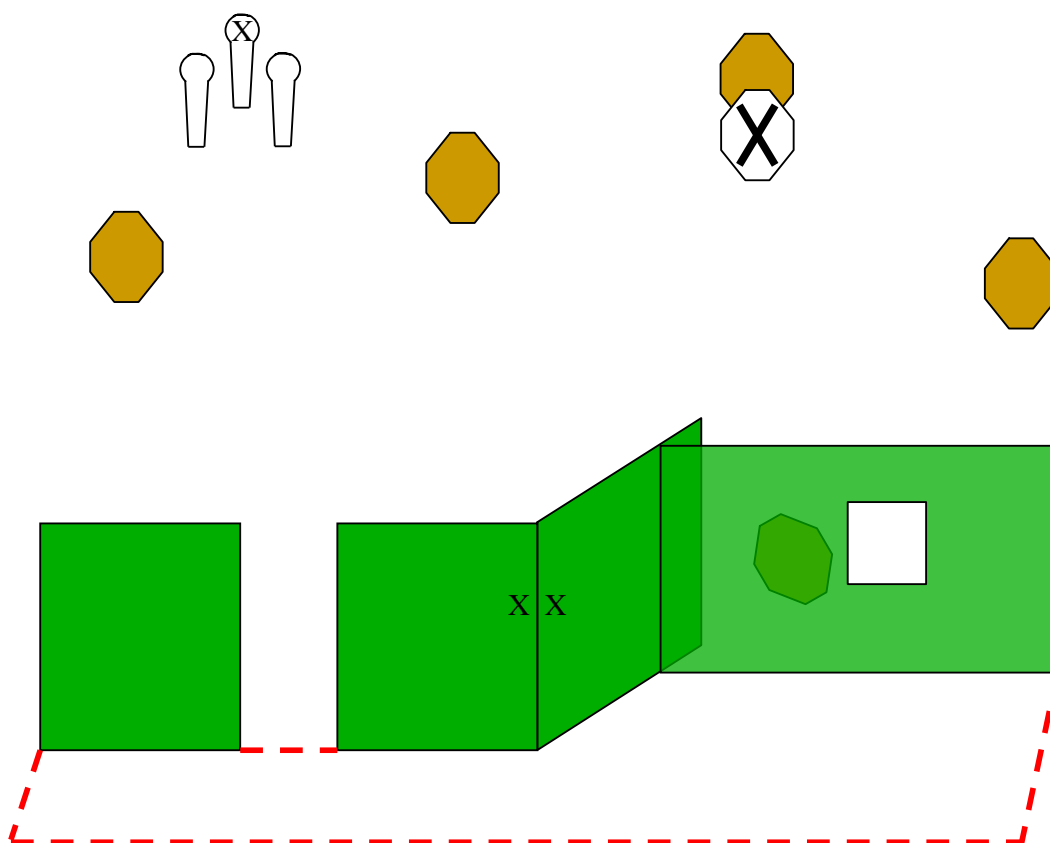
STAGE PROCEDURE:

On signal shoot all targets whilst remaining in the demarcated area.

SCORING

TARGETS: 5 IPSC, 2 IPSC Poppers

No of rounds to be scored: 12



SETUP NOTES:

ALL targets are IPSC MINI, paper and poppers.
Center popper is a penalty target.

RO NOTES:



STAGE ELEVEN

RANGE ELEVEN

RULES: IPSC Rules latest edition.

COURSE DESIGNER: Bill Campbell

START POSITION: At marked position, heels touching mark.

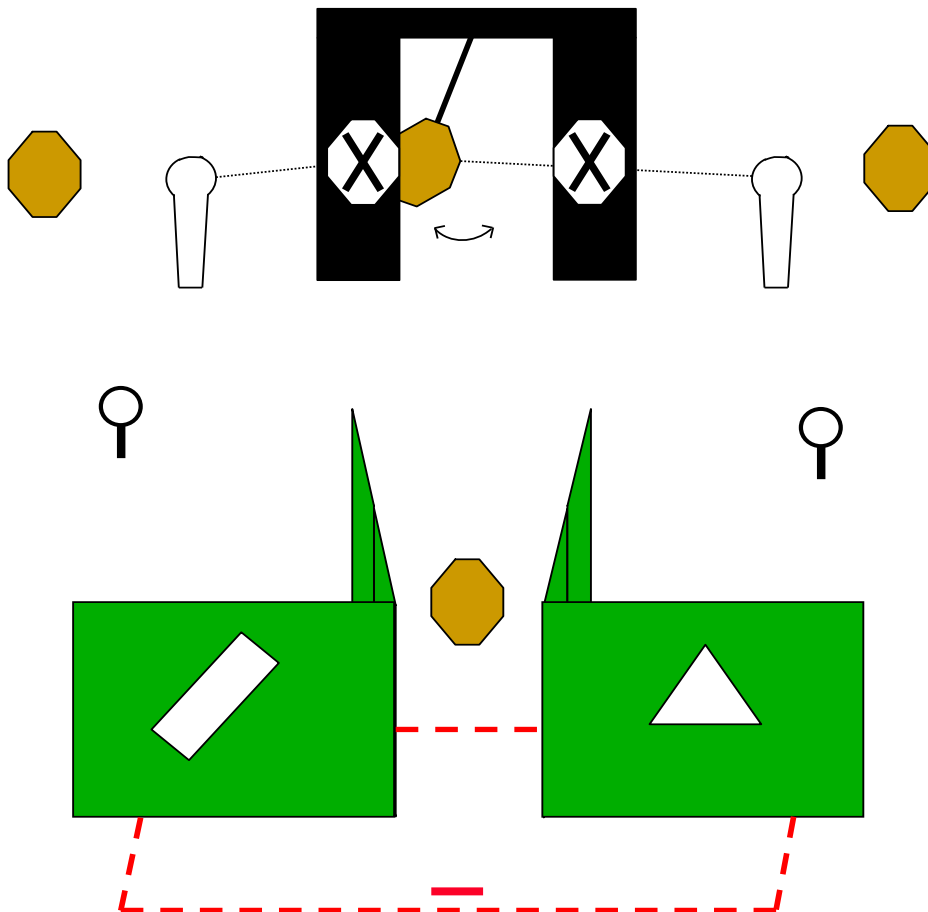
STAGE PROCEDURE:

On signal shoot all targets whilst remaining in the demarcated area.

SCORING

TARGETS: 4 IPSC, 2 IPSC Poppers, 2 IPSC Plates.

No of rounds to be scored: 12



SETUP NOTES:

Center paper target is a pendulum target that is activated by either popper and remains visible at rest.

RO NOTES:

STAGE TWELVE

RANGE TWELVE

RULES: IPSC Rules latest edition.

COURSE DESIGNER: Bill Campbell

START POSITION: At marked position, heels touching mark.

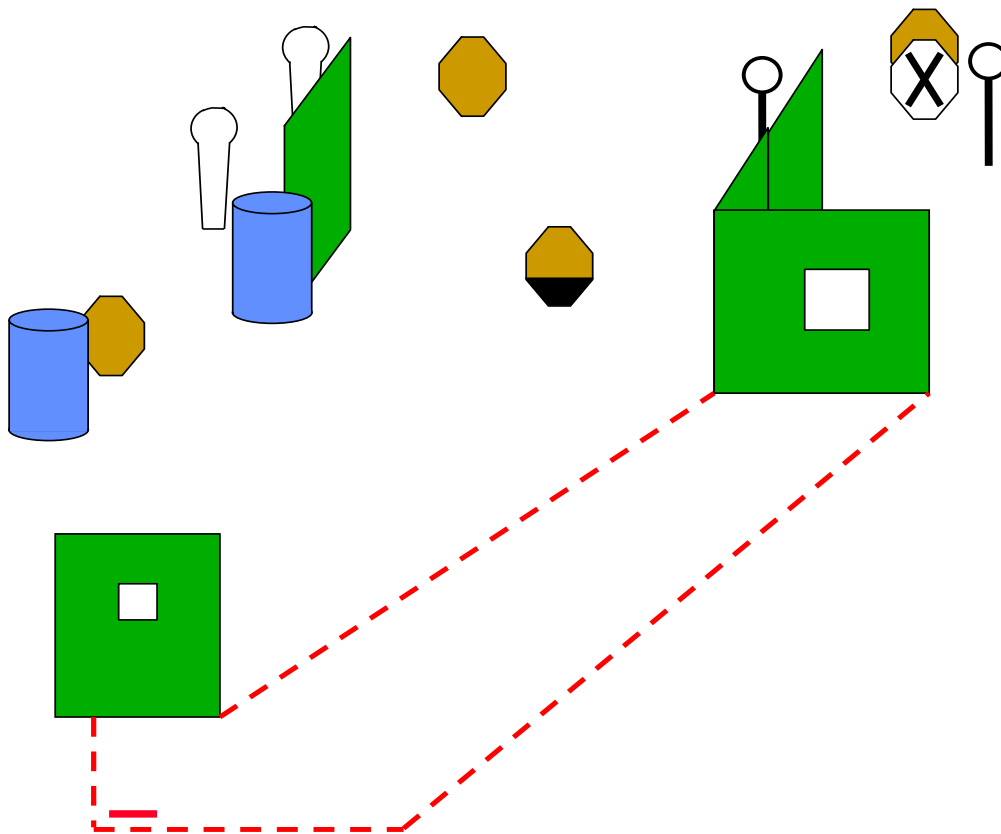
STAGE PROCEDURE:

On signal shoot all targets whilst remaining in the demarcated area.

SCORING

TARGETS: 4 IPSC, 2 IPSC Poppers, 2 IPSC Plates

No of rounds to be scored: 12



SETUP NOTES:

RO NOTES: