

STAGE ONE

RANGE ONE

February 2020

COURSE DESIGNER: Bill Campbell

START POSITION: Standing anywhere within designated area.

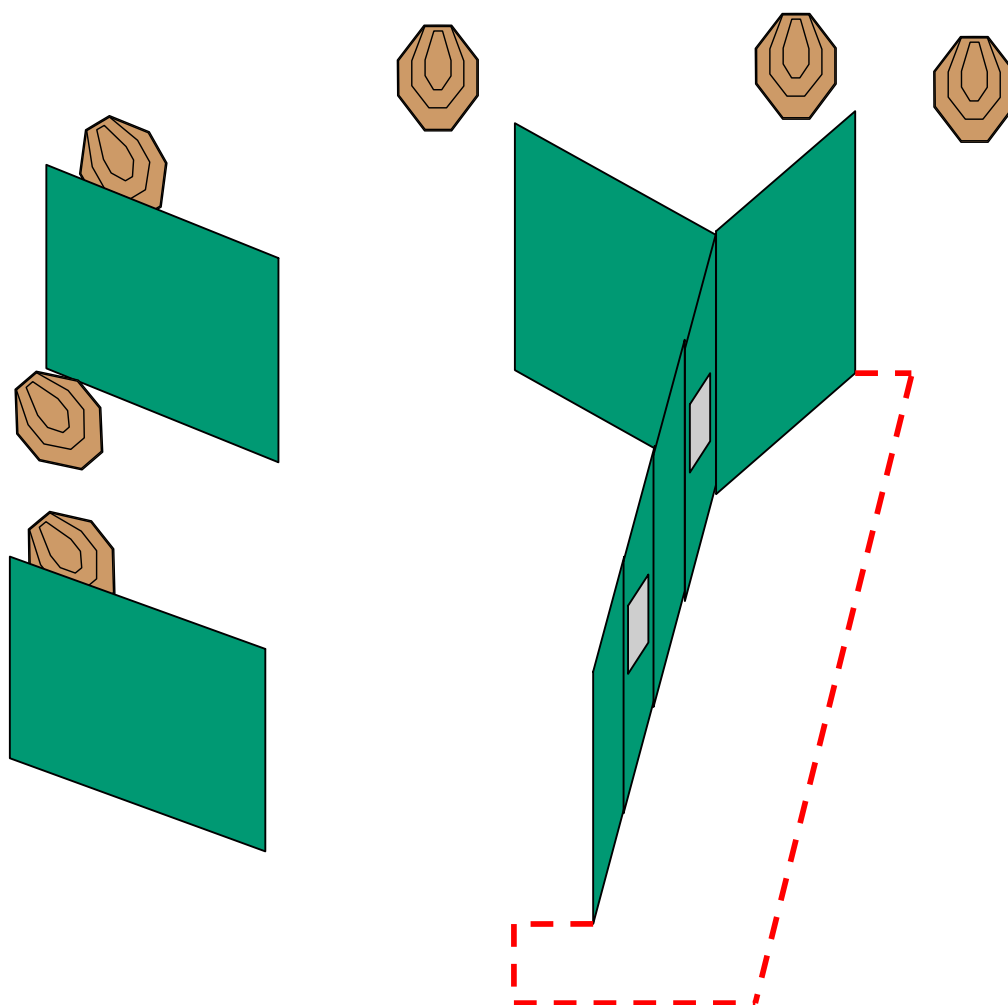
STAGE PROCEDURE:

On audible signal engage all targets.

SCORING

TARGETS: 6 IPSC MINI Paper targets

No of rounds to be scored: 12



SETUP NOTES:

ALL TARGETS ARE IPSC MINI PAPER

RO NOTES:

STAGE TWO

RANGE TWO

February 2020

COURSE DESIGNER: Bill Campbell

START POSITION: Heels touching mark, facing directly down range.

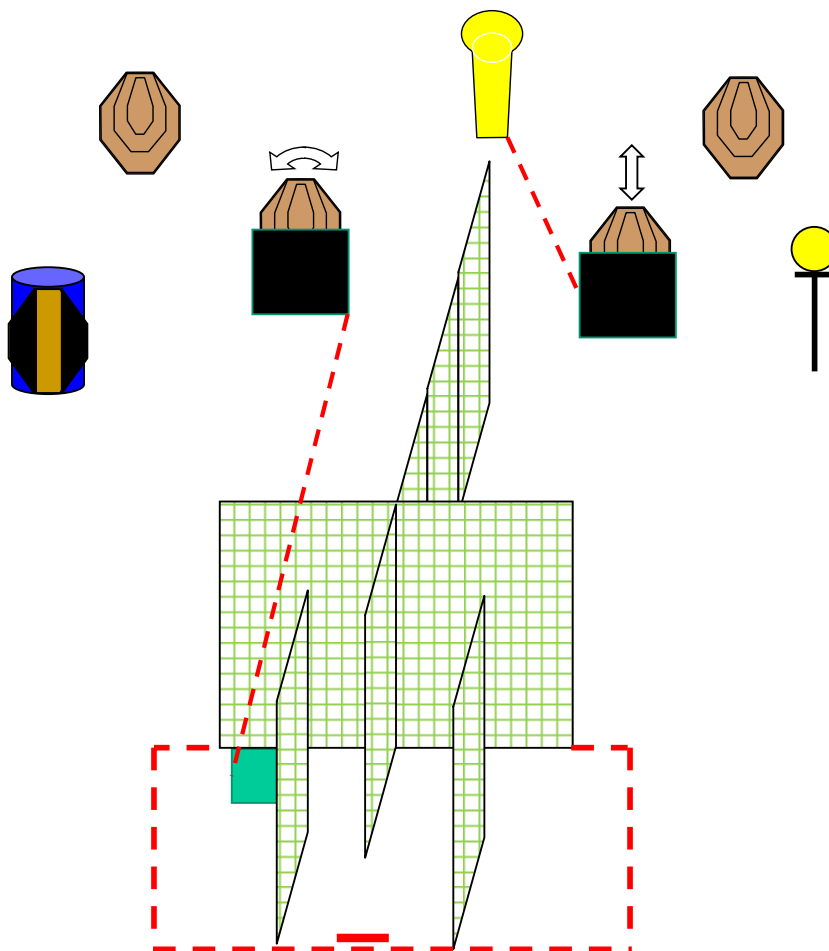
STAGE PROCEDURE:

On audible signal engage all targets.
Stomp plate on left side of range activates
swinging target, felling popper activates bobber
targets. All targets remain visible at rest.

SCORING

TARGETS: 5 IPSC Paper targets, 1 IPSC
popper, 1 IPSC plate

No of rounds to be scored: 12



SETUP NOTES:

RO NOTES:

STAGE THREE

RANGE THREE

February 2020

COURSE DESIGNER: Bill Campbell

START POSITION: Heels touching mark, facing directly down range.

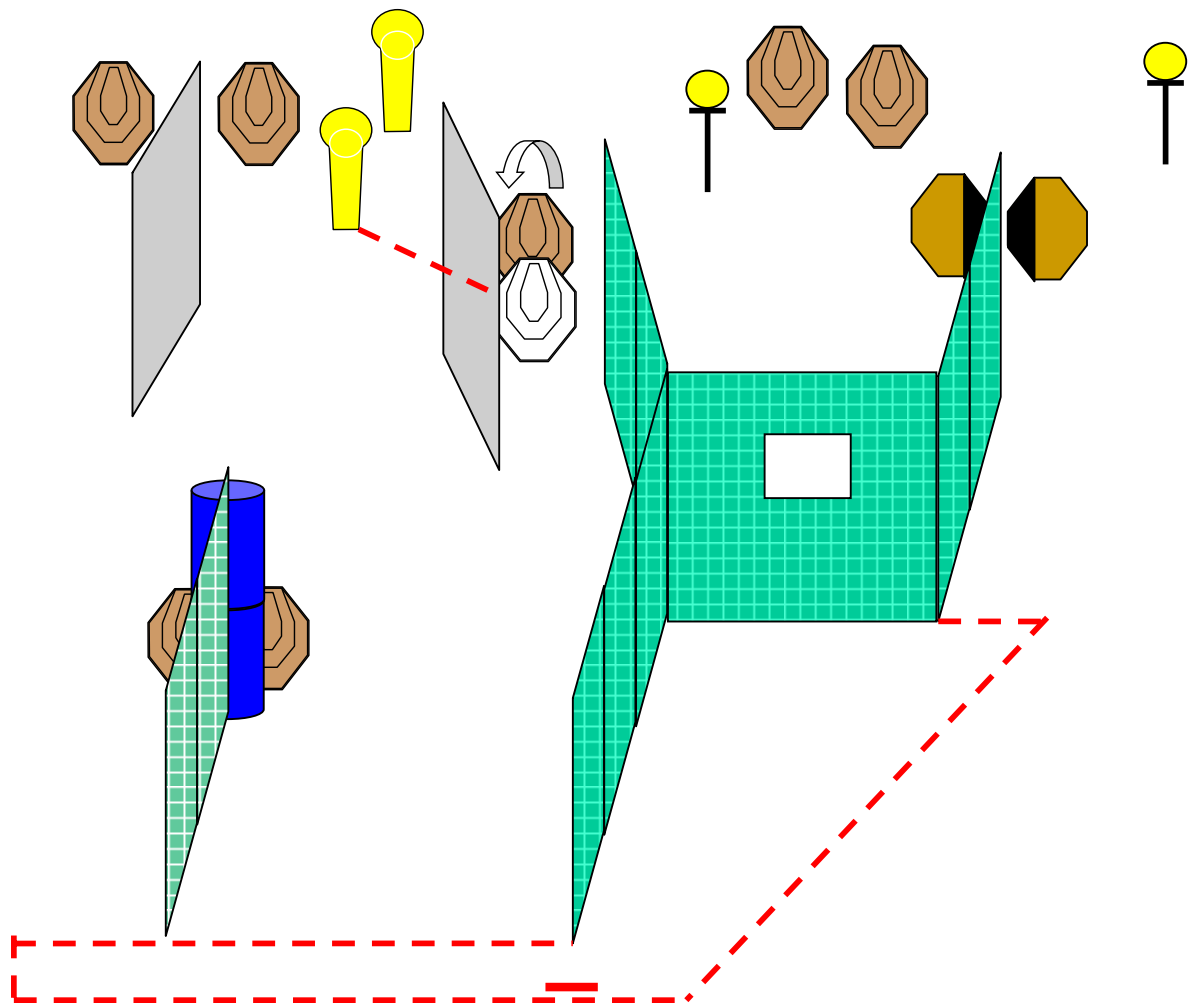
STAGE PROCEDURE:

On audible signal engage all targets.
Felling popper activates a 'clam shell' target
which remains visible at rest.

SCORING

TARGETS: 9 IPSC Paper targets, 2 IPSC
poppers, 2 IPSC plates

No of rounds to be scored: 22



SETUP NOTES:

RO NOTES:

STAGE FOUR

RANGE FOUR

February 2020

COURSE DESIGNER: Bill Campbell

START POSITION: Standing anywhere within the designated area.

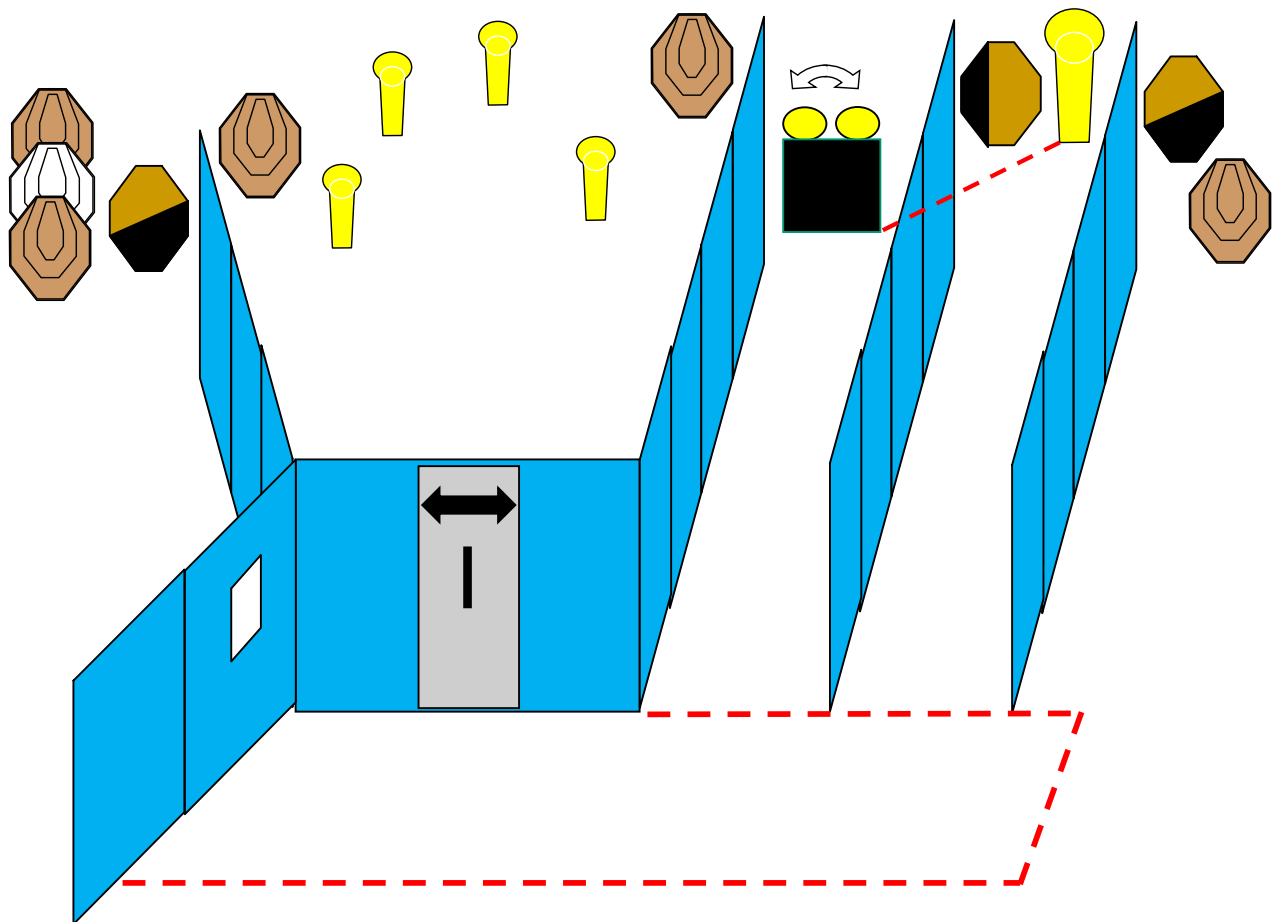
STAGE PROCEDURE:

On audible signal engage all targets.
Sliding door needs to be opened to see central target array. Felling popper activates swinging double plates which remain visible at rest.

SCORING

TARGETS: 8 IPSC Paper targets, 1 IPSC popper, 4 IPSC Mini poppers, 2 IPSC plates

No of rounds to be scored: 23



SETUP NOTES:

RO NOTES:

STAGE FIVE

RANGE FIVE

February 2020

COURSE DESIGNER: Bill Campbell

START POSITION: Toes touching mark, facing directly down range.

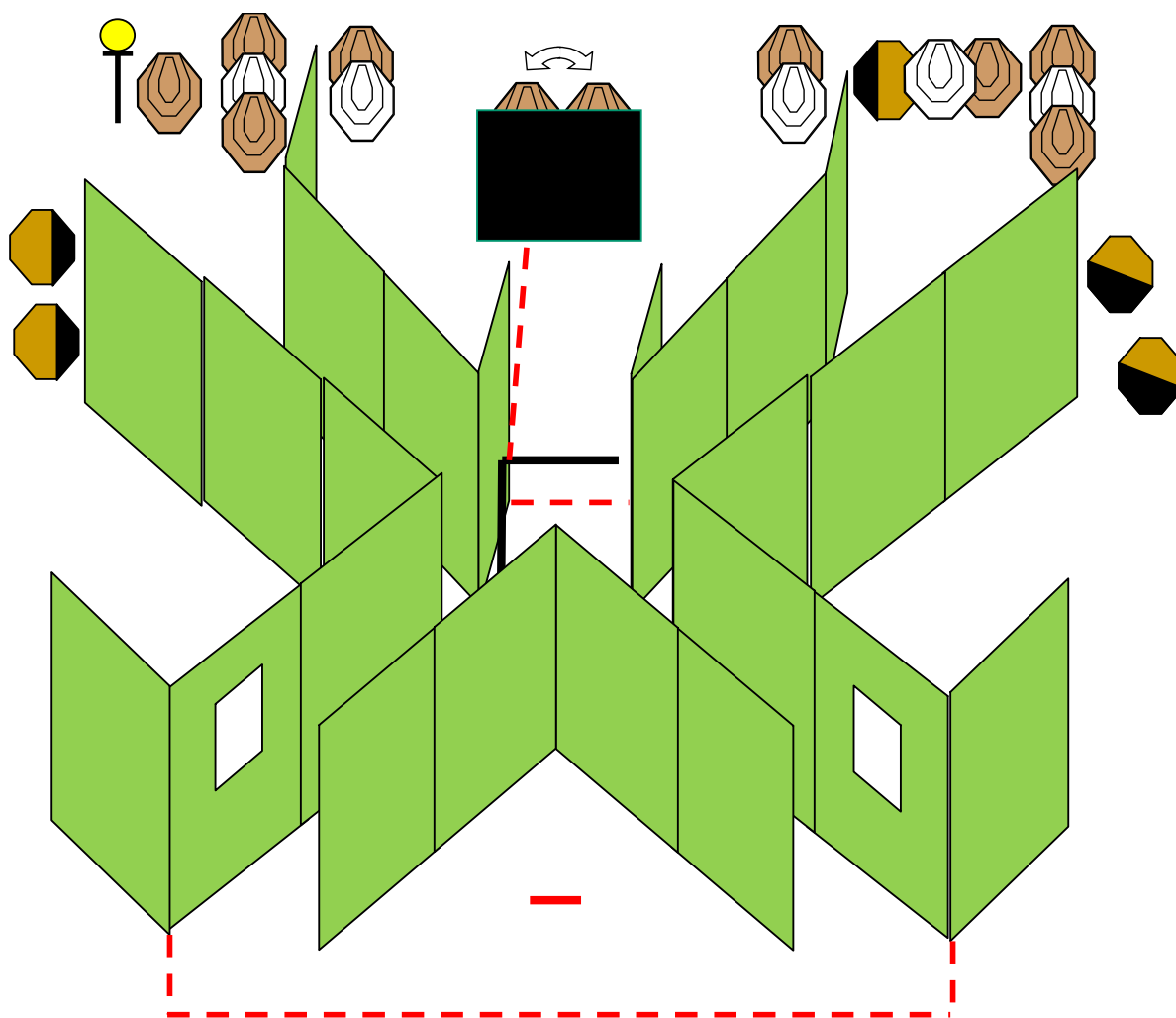
STAGE PROCEDURE:

On audible signal engage all targets.
All targets remain visible at rest.

SCORING

TARGETS: 15 IPSC Paper targets, 1 IPSC plate

No of rounds to be scored: 31



SETUP NOTES:

Barrier gate will active double swinger targets when competitor passes through the gate.

Fault lines will be placed as required in corridors to prevent moving forward too far.

RO NOTES:

STAGE SIX

RANGE SIX

February 2020

COURSE DESIGNER: Bill Campbell

START POSITION: Heels touching mark, facing directly down range. Magazine well and chamber **EMPTY**.

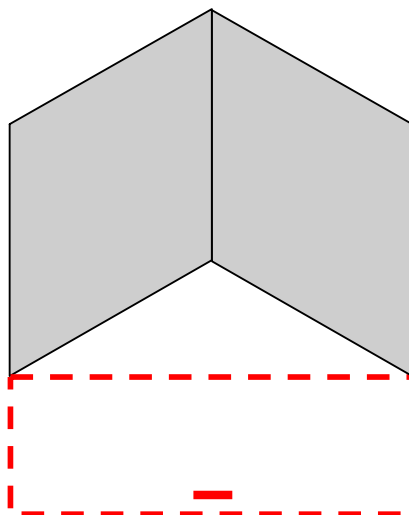
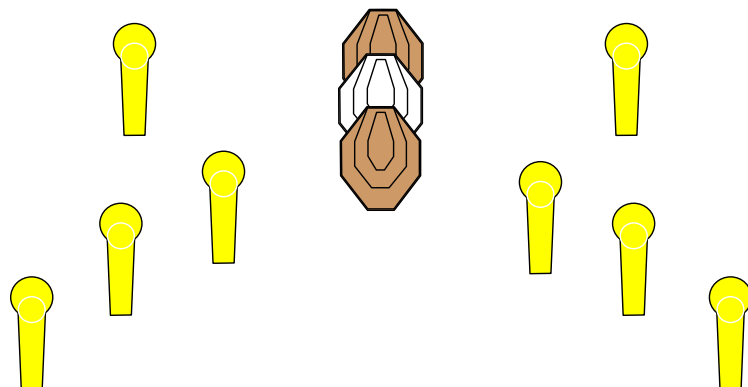
STAGE PROCEDURE:

On audible signal engage all targets.

SCORING

TARGETS: 2 IPSC Paper targets, 8 IPSC poppers

No of rounds to be scored: 12



SETUP NOTES:

RO NOTES:

STAGE SEVEN

RANGE SEVEN

February 2020

COURSE DESIGNER: Bill Campbell

START POSITION: Strong hand holding door handle.

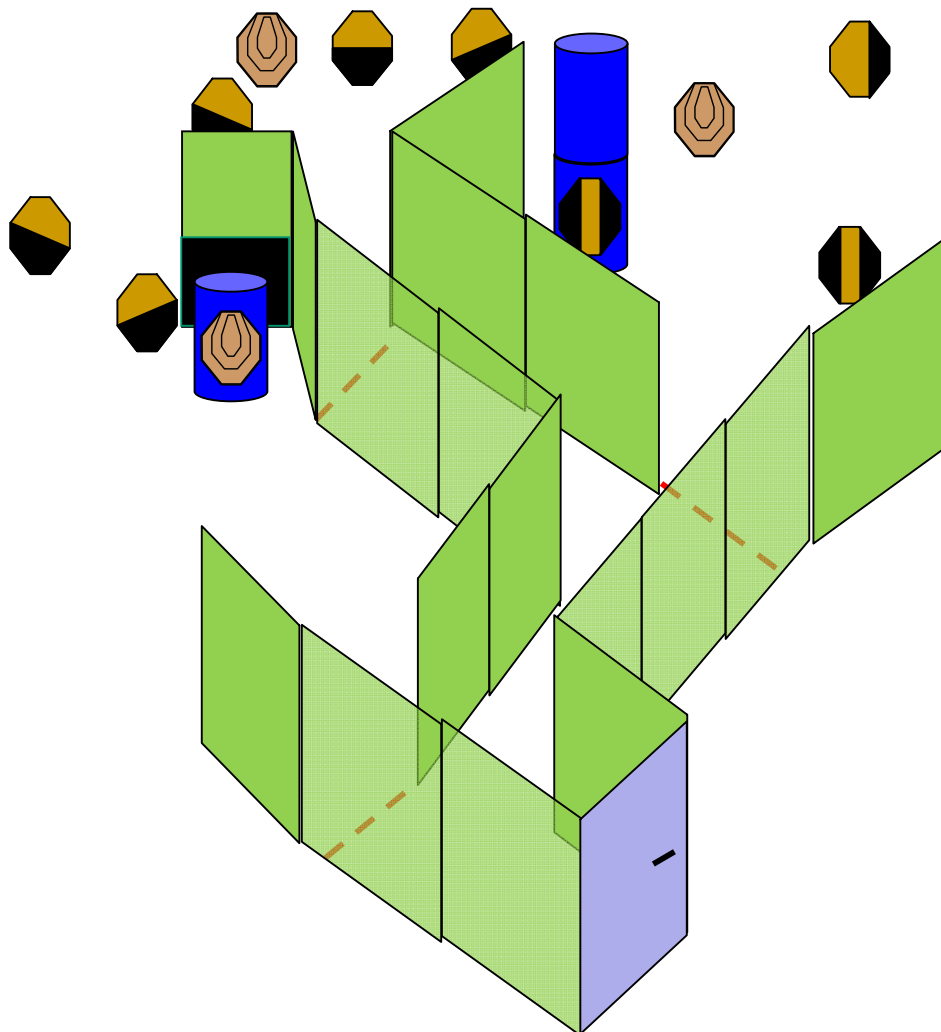
STAGE PROCEDURE:

On audible signal engage all targets.

SCORING

TARGETS: 11 IPSC Paper targets

No of rounds to be scored: 22



SETUP NOTES:

RO NOTES:

Door MUST be opened by HAND, NO KICKING, SHOULDER CHARGING OR USING THE MUZZLE OF THE FIREARM.

STAGE EIGHT

RANGE EIGHT

February 2020

COURSE DESIGNER: Bill Campbell

START POSITION: Standing anywhere within the designated area.

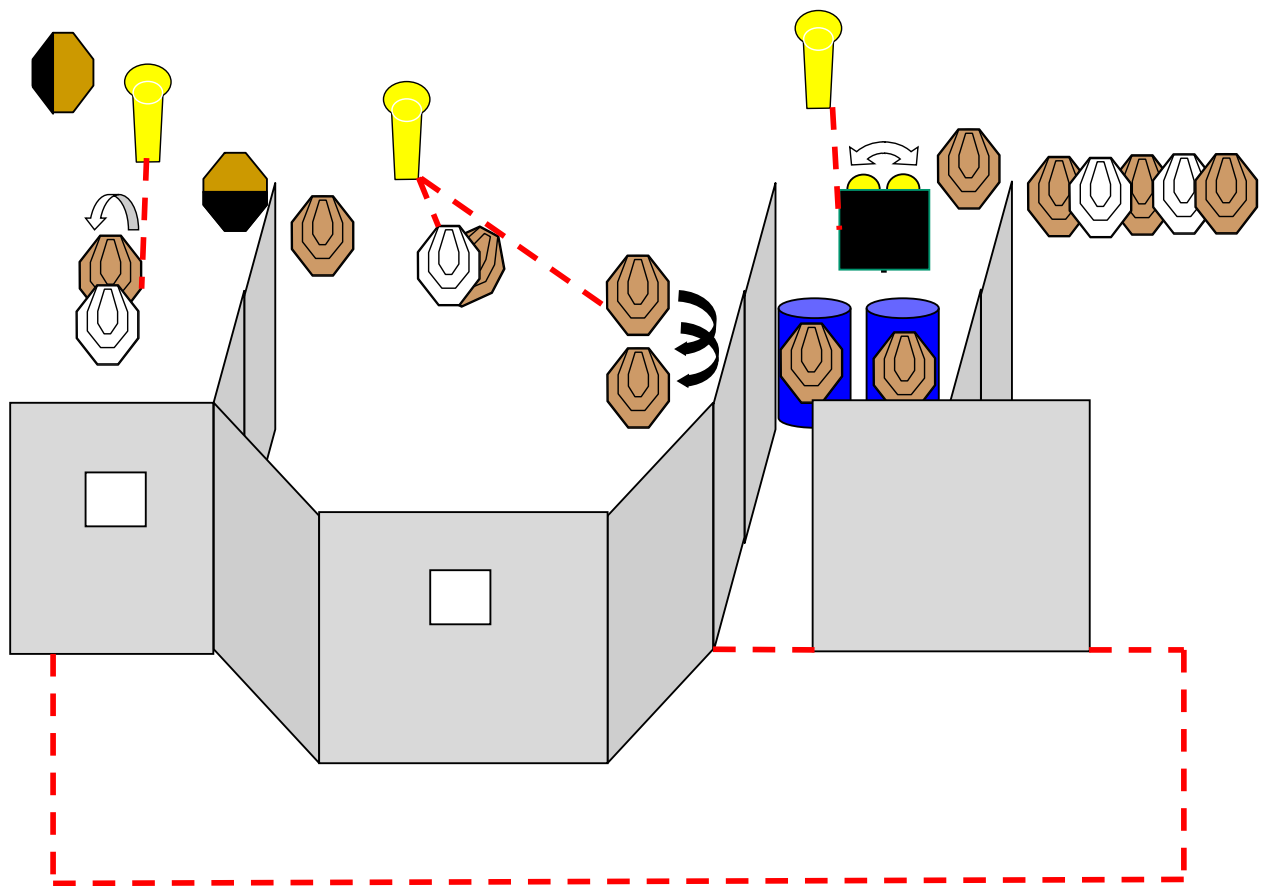
STAGE PROCEDURE:

On audible signal engage all targets.
Felling left popper activates 'clam shell' target,
felling center popper activates 'drop out' target
and double target drop turner, felling right popper
activates swinging double plates.
All targets, **except** double drop turner, remain
visible at rest.

SCORING

TARGETS: 13 IPSC Paper targets, 3 IPSC
poppers, 2 IPSC plates

No of rounds to be scored: 31



SETUP NOTES:

RO NOTES:

STAGE NINE

RANGE NINE

February 2020

COURSE DESIGNER: Bill Campbell

START POSITION: Standing anywhere within the demarcated area.

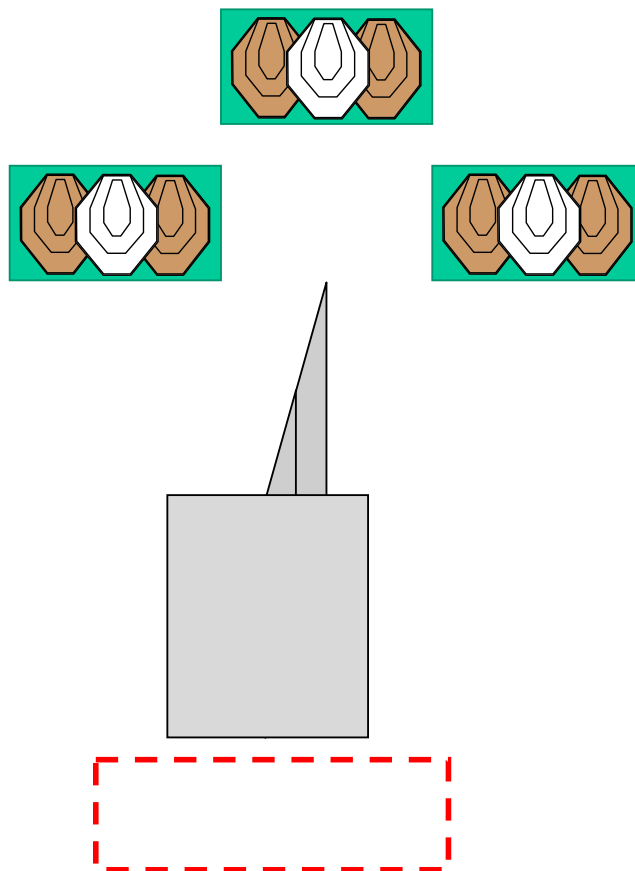
STAGE PROCEDURE:

On audible signal engage all targets.
STRONG HAND ONLY.

SCORING

TARGETS: 6 IPSC Paper targets

No of rounds to be scored: 12



SETUP NOTES:

RO NOTES:

STAGE TEN

RANGE TEN

February 2020

COURSE DESIGNER: Bill Campbell

START POSITION: Standing anywhere within the designated area. Handgun is **LOADED** and placed **FLAT** in the marked area pointing directly down range.

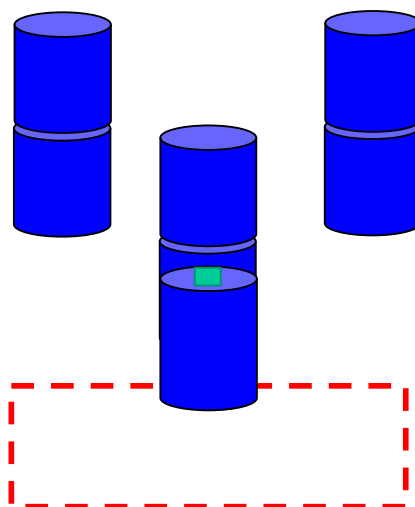
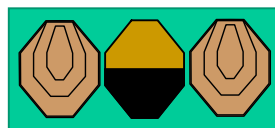
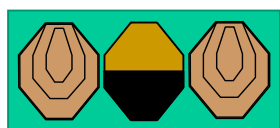
STAGE PROCEDURE:

On audible signal engage all targets.
WEAK HAND ONLY.

SCORING

TARGETS: 6 IPSC Paper targets

No of rounds to be scored: 12



SETUP NOTES:

RO NOTES:

STAGE ELEVEN

RANGE ELEVEN

February 2020

COURSE DESIGNER: Bill Campbell

START POSITION: Standing anywhere within the designated area.

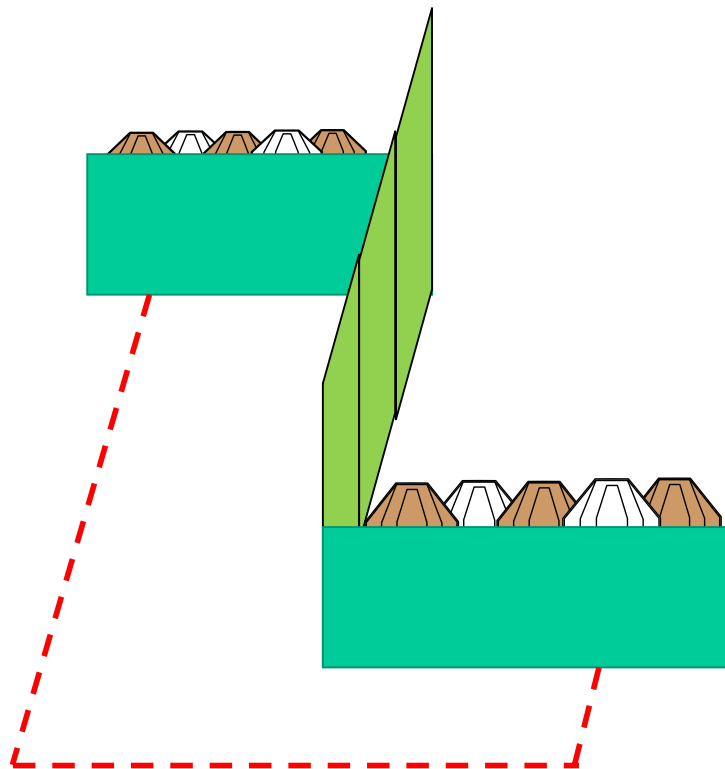
STAGE PROCEDURE:

On audible signal engage all targets.

SCORING

TARGETS: 3 IPSC Paper targets, 3 IPSC MINI paper targets

No of rounds to be scored: 12



SETUP NOTES:

Targets are below vision barriers and need to be approached to be engaged.

RO NOTES:

STAGE TWELVE

RANGE TWELVE

February 2020

COURSE DESIGNER: Bill Campbell

START POSITION: Standing anywhere within the demarcated area, handgun has magazine inserted with **CHAMBER EMPTY**.

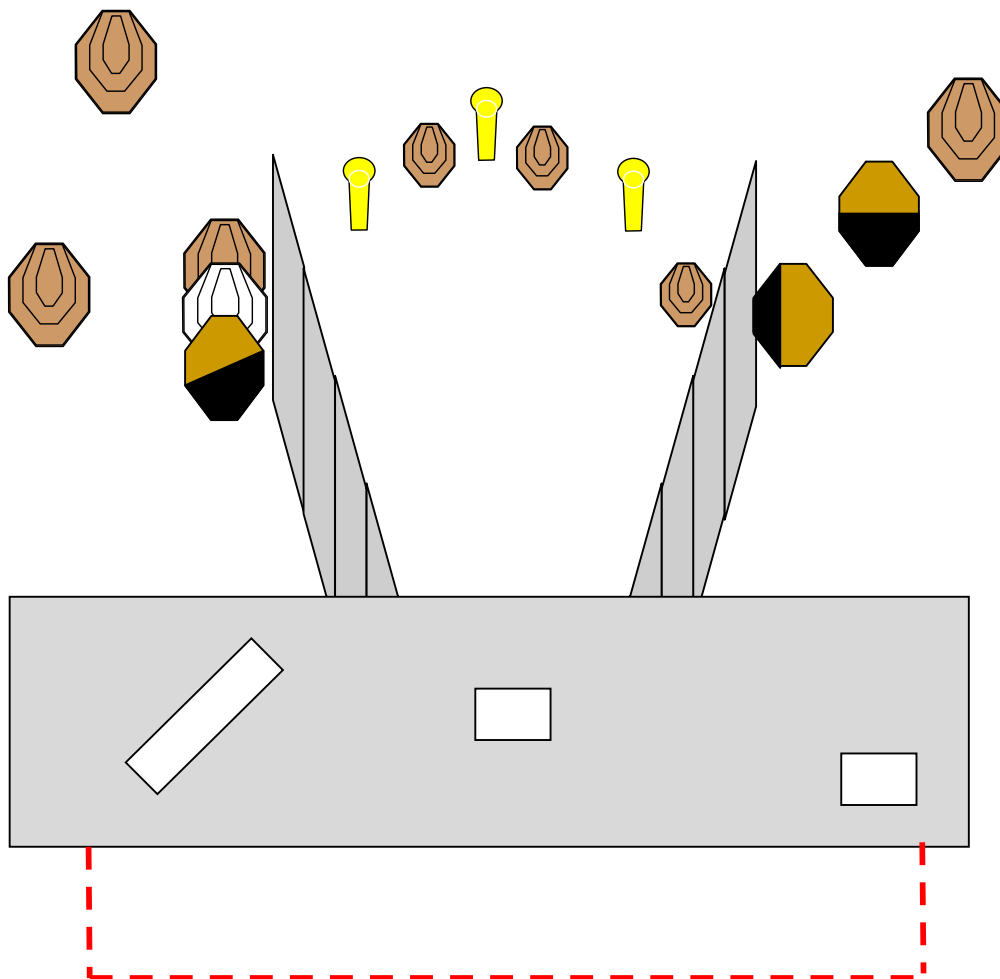
STAGE PROCEDURE:

On audible signal engage all targets.

SCORING

TARGETS: 7 IPSC Paper targets, 3 IPSC MINI paper targets, 3 IPSC MINI poppers

No of rounds to be scored: 23



SETUP NOTES:

RO NOTES: