



2021 IPSC Victorian State Titles

19-21 Feb 2021

Hosted by Sale Pistol Club



MATCH OFFICIALS

Match Director / Chief COVID Officer: Mike Krcevinac

Range Master (RM): Daniel Winnick

Assistant RM: Peter Doherty & Greg Moon

Stats Director: Lucille James

Quartermaster / Chief Medical Officer: Kim Dunlop



CLUB PRESIDENT MESSAGE

Greetings shooters!

Welcome again to Sale Pistol Club and the 2021 IPSC Victorian State Titles. We have a great match to shoot thanks to the superb women and men of Sale Pistol Club and are privileged to be able to host this event. The match design team have put in many hours to dream up and build this match for all of us to enjoy, so please thank them and the volunteer staff who have worked so hard to put this match on the ground despite what has been a very challenging last 12 months.

There will be some new procedures this year due to the ongoing COVID-19 crisis so please ensure that you have thoroughly read and understood the requirements on the next few pages prior to attending the tournament. Non-compliance with any COVID safe requirements will result in immediate expulsion from Sale Pistol Club grounds.

As you have heard in the past, this sport is made of volunteers so please be courteous to everyone, whether RO's, fellow competitors, COVID Safe Officers or visitors, and please respect the club's range and facilities so that we can continue to enjoy them into the future.

Enjoy the match, be safe, and shoot well!

Mick McGinn

President Sale Pistol Club

! COVID SAFE POLICY– IMPORTANT INFORMATION !

As a club, we are fully committed to providing a safe environment for members of our club (volunteers, shooters, families) and the wider community, and are committed to providing quality practices in line with guidance available from Sports Victoria, IPSC Australia, our local council, the Victorian State Government / Department of Health & Human Services and other relevant authorities applicable to our club. We acknowledge that sport shooting during a pandemic is a privilege, not a right. We all need to ensure we are doing the right thing to ensure the safety of competitors, volunteers, officials and the local community.

It is important for sport shooting Associations and Clubs to lead and promote a strong culture of COVID-19 safety for the health and wellbeing of participants and the broader community as any breaches could have ramifications for members of the community and the continuation of the sport.

If you are showing any COVID-19 symptoms before or during the match, stay away from anyone, seek medical support and return home immediately. Only return to shooting when recovered.

MATCH FORMAT

Due to the current DHHS restrictions and the COVID safe plan overlay for Sale Pistol Club, the following is the format for the 2021 Victorian State Titles.

Friday 19 February – Pre-Match Range Officers, Match Officials *ONLY* – All divisions

- 12 stages
- Registration for Pre-Match *ONLY* – 8am gun check & chrono
- Match start time 9am until finish

Saturday 20 February – Main Match - Production, Production Optic, Production Optic Light, & Classic Divisions *ONLY*

- 12 stages
- Registration for Saturday Match *ONLY*:
 - ~ Friday 19 February 1-6pm including gun check & chrono
 - ~ Saturday 20 February (by appointment only) 6.30am – 7.30am
- Match briefing – 7.45am
- First shot – 8.00am until finish
- No scheduled lunch breaks
- Presentation for these divisions only:
 - ~ At the conclusion of the day's competition.
 - ~ To be held in front of the club house; social distancing required.

Sunday 21 February – Main Match – Open, Standard & Revolver Divisions *ONLY*

- 12 stages
- Registration for Sunday Match *ONLY*
- Saturday 20 February 1-6pm including gun check & chrono
- Sunday 21 February (by appointment only) 6.30am – 7.30am
- Match briefing – 7.45am
- First shot – 8.00am until finish
- No scheduled lunch breaks
- Presentation for these divisions only:
 - ~ At the conclusion of the day's competition.
 - ~ To be held in front of the club house; social distancing required.

WHAT YOU NEED TO DO TO

In 2021, Sport Shooting will look different to what you would normally expect and it may take more time, effort and patience than normal. These practices will help keep you, your friends/family and the community safe.

ON ARRIVAL

- When arriving at the range, follow the directions from the car park attendants and COVID Safety Officers.
- Proceed directly to the registration area, sign in AND QR Code scan in - this is a requirement every time you attend the range for this match. You must also QR code scan out when you leave the range. This will help with contact tracing should a COVID-19 case occur.
- Range access is *ONLY* for those members competing on that given day. There is to be NO walking of stages, loitering, or spectating by others. If you shoot on the Saturday; do not attend the range on Sunday to spectate, and vice versa.
- **Once you have registered, conducted gun check and chrono; you're required to leave the range complex to ensure that numbers do not go over prescribed limits.**

KEEP HYGIENE FRONT OF MIND

- Keep your distance from others on-range & off-range
 - RO's & scorers shall remain 1.5m away from others wherever possible. Competitors avoid huddles and minimise time close to an RO or any another competitor.
- Keep use of facilities to a minimum (e.g. toilet access only, no clubhouse access).
- Keep your hygiene practices up
 - Sanitise hands regularly and ensure regular hand washing, no spitting, etc.
 - Only touch your own gear and food / drink – Don't touch anyone else's equipment (Firearms, magazines, ancillary equipment) or clothes.
 - Rubber gloves will be provided on each range for members to use for picking up brass to reduce any risk of transmission.
 - No communal food/drink - BYO or buy from the range (limited availability – see below).

BE PREPARED AND KEEP AN OPEN-MIND

- Interstate travellers should check the latest local, state and national COVID-19 travel safe requirements to ensure that they are compliant in respect to any required permits, documents or other necessities to facilitate travel across state boundaries.
- COVID safety officers will be monitoring all traffic at the range and you will be directed to leave if you are not a match official, recognised carer or competitor on the day.
- ALL members of your squad must stay on your range until both stages are complete before you depart to the next range.

MATCH RULES & RANGE POLICIES

Rules – Rules will be enforced per the current edition of the IPSC Handgun Rules available via <http://www.ipsc.org/pdf/RulesHandgun.pdf>

Cold Range – The Sale Pistol Club has a cold range policy. Firearms are not to be handled anywhere except in designated safety areas unless under the direct supervision of a Range Officer. Ammo cannot be handled in designated safety areas at any time. Once holstered, firearms may be worn anywhere within the boundaries of the Sale Pistol Club.

Eye and Ear protection – All competitors and spectators are required to wear eye and ear protection when at the range.

Alcohol and Drugs – No drugs are to be consumed on the range at any time. Alcoholic beverages may only be consumed after all shooting for the range has concluded for the day.

Unsafe Gun or Ammunition – The shooter is responsible for ensuring his/her firearm and ammunition is safe for match use. Any gun or ammo deemed to be unsafe by the RM or MD will be withdrawn from the match. If your firearm becomes unsafe or unserviceable during the match a request to the Range Master can be made in order to switch firearms.

Dress Code – Practical shooting is a family sport. All competitors must dress appropriately. The Match Director will be the final arbiter in regards to appropriate dress.

Stage Walk-Through – Competitors may enter and walk through a course of fire as long as they have permission from the Range Officer assigned to that course of fire and no one else is currently shooting, preparing to shoot or scoring that stage. Some stages will require more restrictive walk through practices due to the configuration of the stage. RO's will inform you of the requirements during the stage briefing.

Patching, brass pick-up and re-setting – Due to limitations at the club, it is everyone's responsibility to assist wherever able to expedite the progress of the match by helping to patch, reset and pick up brass (utilising the provided gloves). Whether you are a GM or Rookie; you are expected to help out. Competitors may be issued a warning or removed from the match for non-compliance with this instruction.

Stage Drawings – Match staff will do their best to configure the stages in exactly the manner depicted in the drawings. However, targets may be adjusted in height in order to remove the possibilities of having a shoot thru or unsafe target presentations.

Camping – Due to COVID-19 no camping at the range is available for this match.

Food & Water – There will be a coffee cart available for freshly made hot coffee at competitive rates. A very small selection of snacks and drinks will be available for purchase (please bring change). All competitors MUST ensure that they have enough food and drink for the match as our regular canteen service will not be available. No water refill exists at the range, so all match attendees are to ensure they have sufficient water with them to remain hydrated throughout the day.

STAGE 1

Range 1 Left

START POSITION: Standing at the marked position, both heels against the timber as demonstrated.

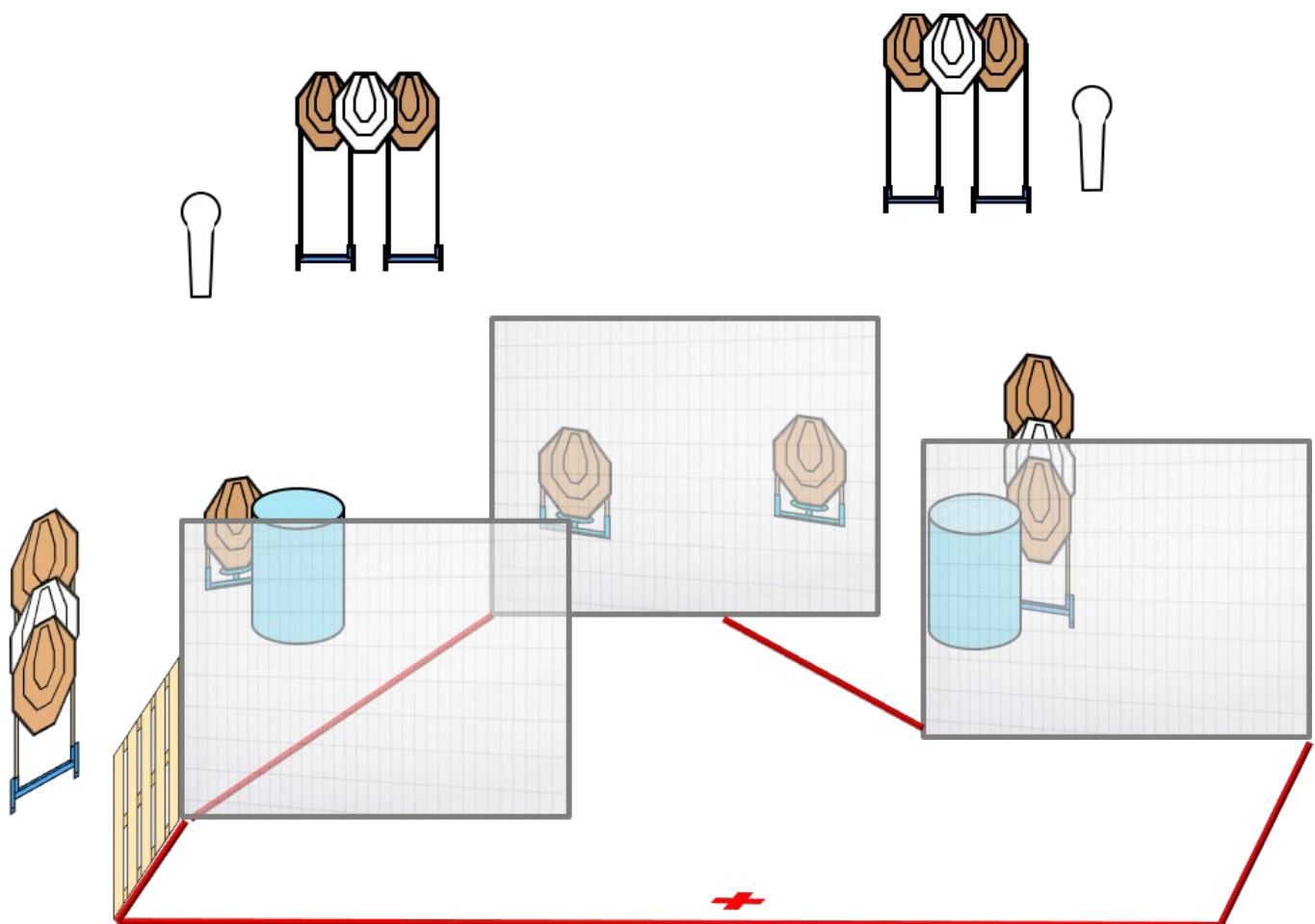
STAGE PROCEDURE: On the audible start signal engage all targets.

SCORING

Rounds to be scored: 24 rounds, 120 points

TARGETS: 11 IPSC Paper, 2 IPSC Poppers

Time starts: Audible.



A	C	D	MISS	PT	TIME

STAGE 2

Range 1 Right

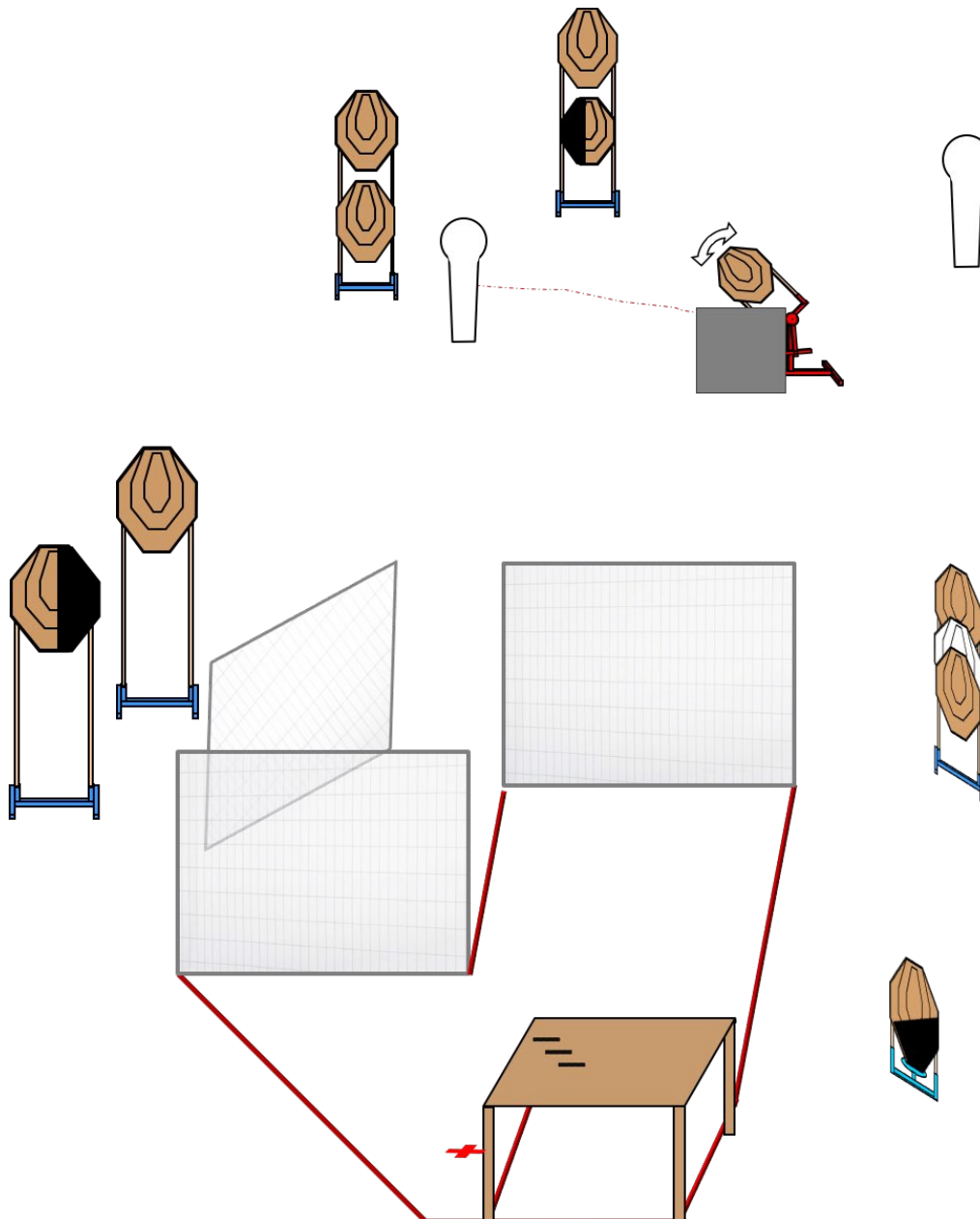
START POSITION: Standing with hands flat on the table in the marked position as demonstrated. Handgun has **CHAMBER & MAGWELL EMPTY**. Handgun and all magazines to be used are placed on the table.

STAGE PROCEDURE: On the audible start signal engage all targets. Popper P1 activates swinging target T6 which remains visible at rest.

SCORING

Rounds to be scored: 22 rounds, 110 points

TARGETS: 10 IPSC Paper, 2 IPSC Poppers
Time starts: Audible.



A	C	D	MISS	PT	TIME

STAGE 3

Range 2 Left

START POSITION: Standing anywhere within the demarcated area.

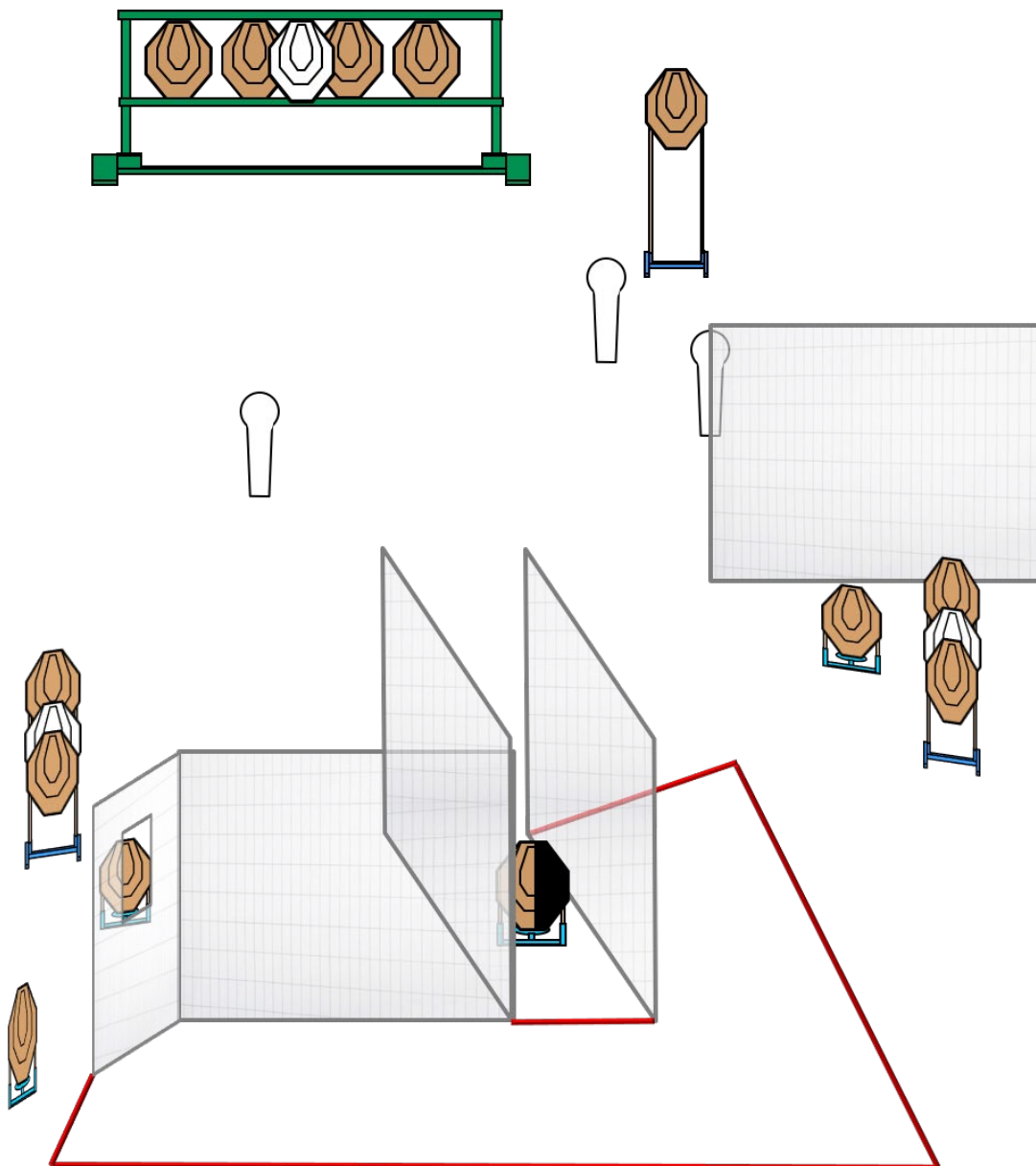
STAGE PROCEDURE: On the audible start signal engage all targets.

SCORING

Rounds to be scored: 29 rounds, 145 points

TARGETS: 13 IPSC Paper, 3 IPSC Poppers

Time starts: Audible.



A	C	D	MISS	PT	TIME

STAGE 4 Range 2 Right

STAGE 4 Range 2 Right

<p>START POSITION: Standing within the demarcated area both heels against the timber as demonstrated.</p>	
<p>STAGE PROCEDURE: On audible start signal engage all targets.</p>	<p>SCORING Rounds to be scored: 12 rounds, 60 points TARGETS: 6 IPSC Mini Paper Time starts: Audible.</p>

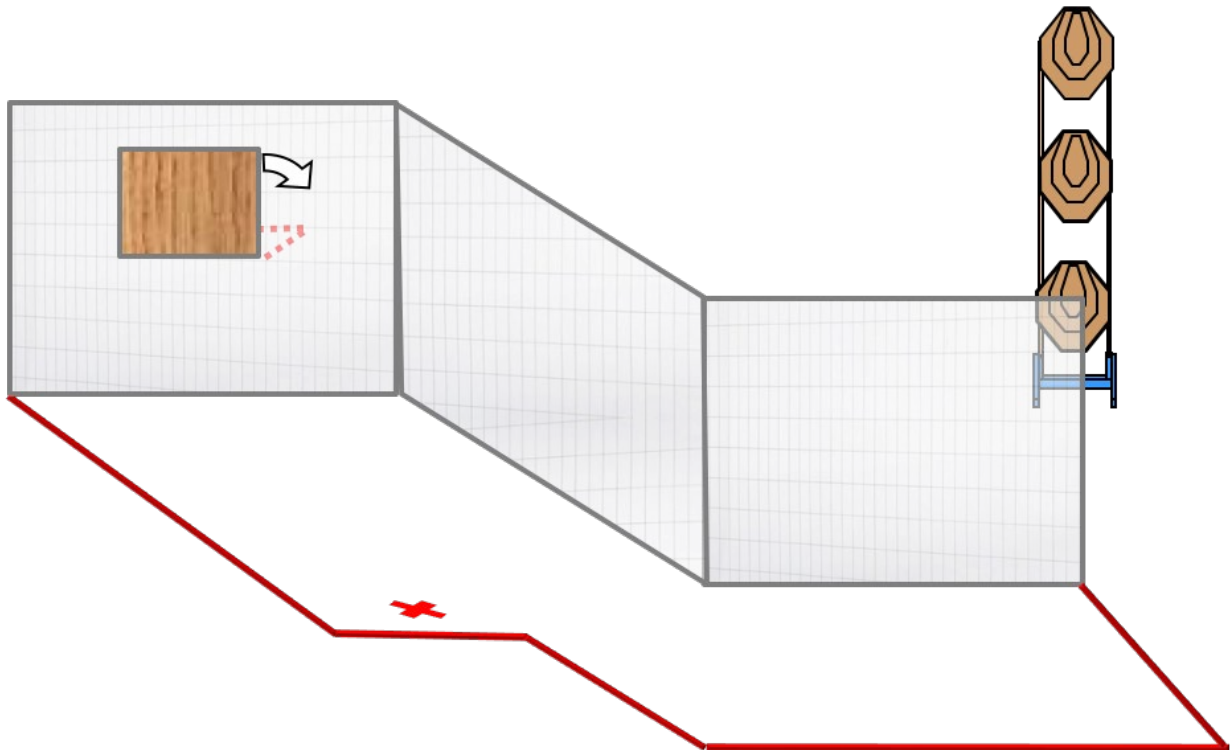
<p>START POSITION: Standing within the demarcated area both heels against the timber as demonstrated.</p>	
<p>STAGE PROCEDURE: On audible start signal engage all targets.</p>	<p>SCORING Rounds to be scored: 12 rounds, 60 points TARGETS: 6 IPSC Mini Paper Time starts: Audible.</p>

<p>START POSITION: Standing within the demarcated area both heels against the timber as demonstrated.</p>	
<p>STAGE PROCEDURE: On audible start signal engage all targets.</p>	<p>SCORING Rounds to be scored: 12 rounds, 60 points TARGETS: 6 IPSC Mini Paper Time starts: Audible.</p>

<p>START POSITION: Standing within the demarcated area both heels against the timber as demonstrated.</p>	
<p>STAGE PROCEDURE: On audible start signal engage all targets.</p>	<p>SCORING Rounds to be scored: 12 rounds, 60 points TARGETS: 6 IPSC Mini Paper Time starts: Audible.</p>

<p>START POSITION: Standing within the demarcated area both heels against the timber as demonstrated.</p>	
<p>STAGE PROCEDURE: On audible start signal engage all targets.</p>	<p>SCORING Rounds to be scored: 12 rounds, 60 points TARGETS: 6 IPSC Mini Paper Time starts: Audible.</p>

<p>START POSITION: Standing within the demarcated area both heels against the timber as demonstrated.</p>	
<p>STAGE PROCEDURE: On audible start signal engage all targets.</p>	<p>SCORING Rounds to be scored: 12 rounds, 60 points TARGETS: 6 IPSC Mini Paper Time starts: Audible.</p>



A	C	D	MISS	PT	TIME

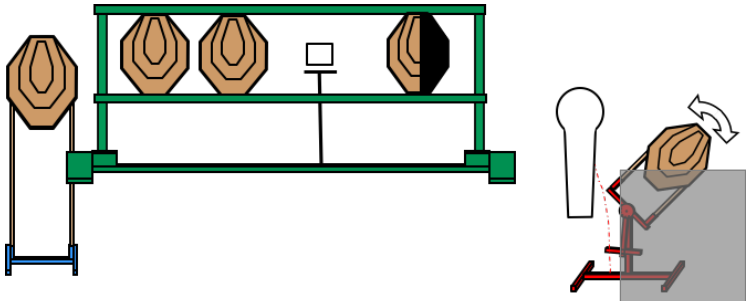
STAGE 5

Range 3 Left

START POSITION: Standing anywhere within the demarcated area.

STAGE PROCEDURE: On audible start signal engage all targets. Felling popper P1 will activate swinging target T1 which remains visible at rest.

SCORING
Rounds to be scored: 12 rounds, 60 points
TARGETS: 5 IPSC Paper, 1 IPSC Popper, 1 IPSC Square Plate
Time starts: Audible.



A	C	D	MISS	PT	TIME

STAGE 6

Range 3 Right

START POSITION: Standing anywhere within the demarcated area.

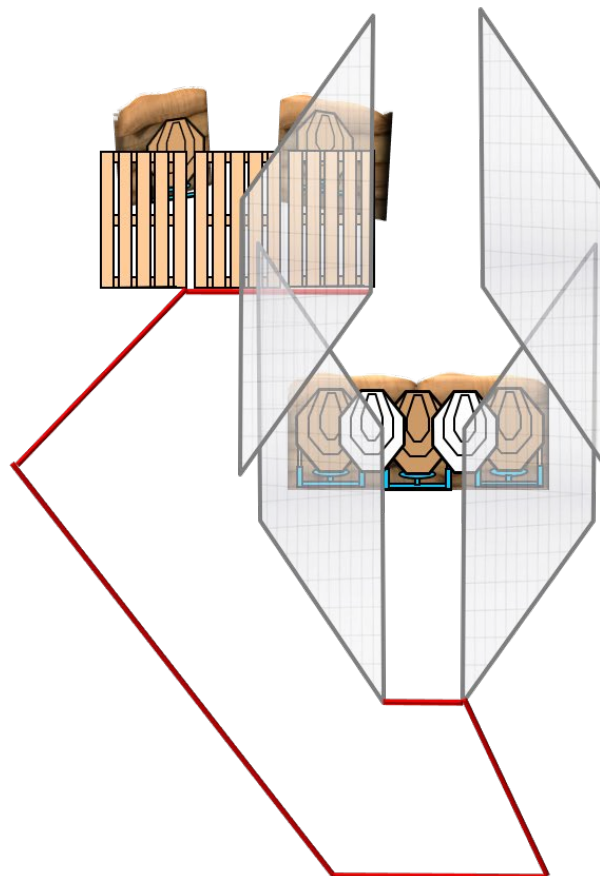
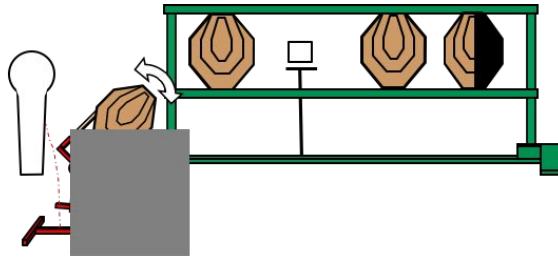
STAGE PROCEDURE: On audible start signal engage all targets. Felling the popper will activate swinging target T1 which will remain visible at rest.

SCORING

Rounds to be scored: 20 rounds, 100 points

TARGETS: 9 IPSC Paper, 1 IPSC Popper, 1 IPSC Square Plate

Time starts: Audible.



A	C	D	MISS	PT	TIME


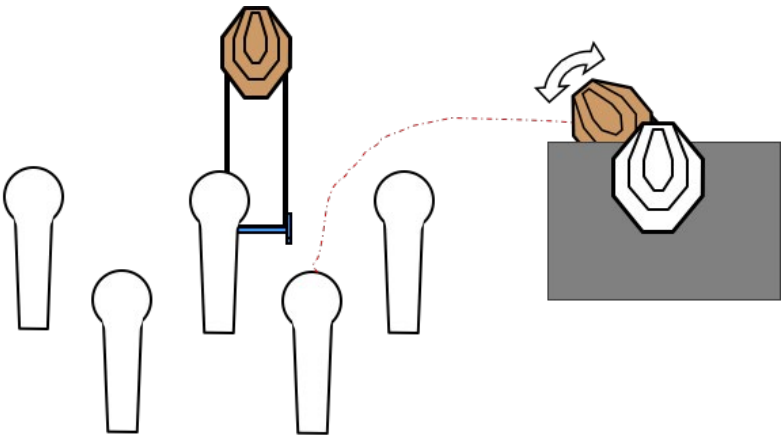
STAGE 7

Range 4 Left

START POSITION: Standing anywhere within the demarcated area.

STAGE PROCEDURE: On the audible start signal engage all targets. Felling popper P2 will activate swinging target T1 which remains visible at rest.

SCORING
Rounds to be scored: 9 rounds, 45 points
TARGETS: 2 IPSC Paper, 5 IPSC Poppers
Time starts: Audible.



A	C	D	MISS	PT	TIME

STAGE 8

Range 4 Right

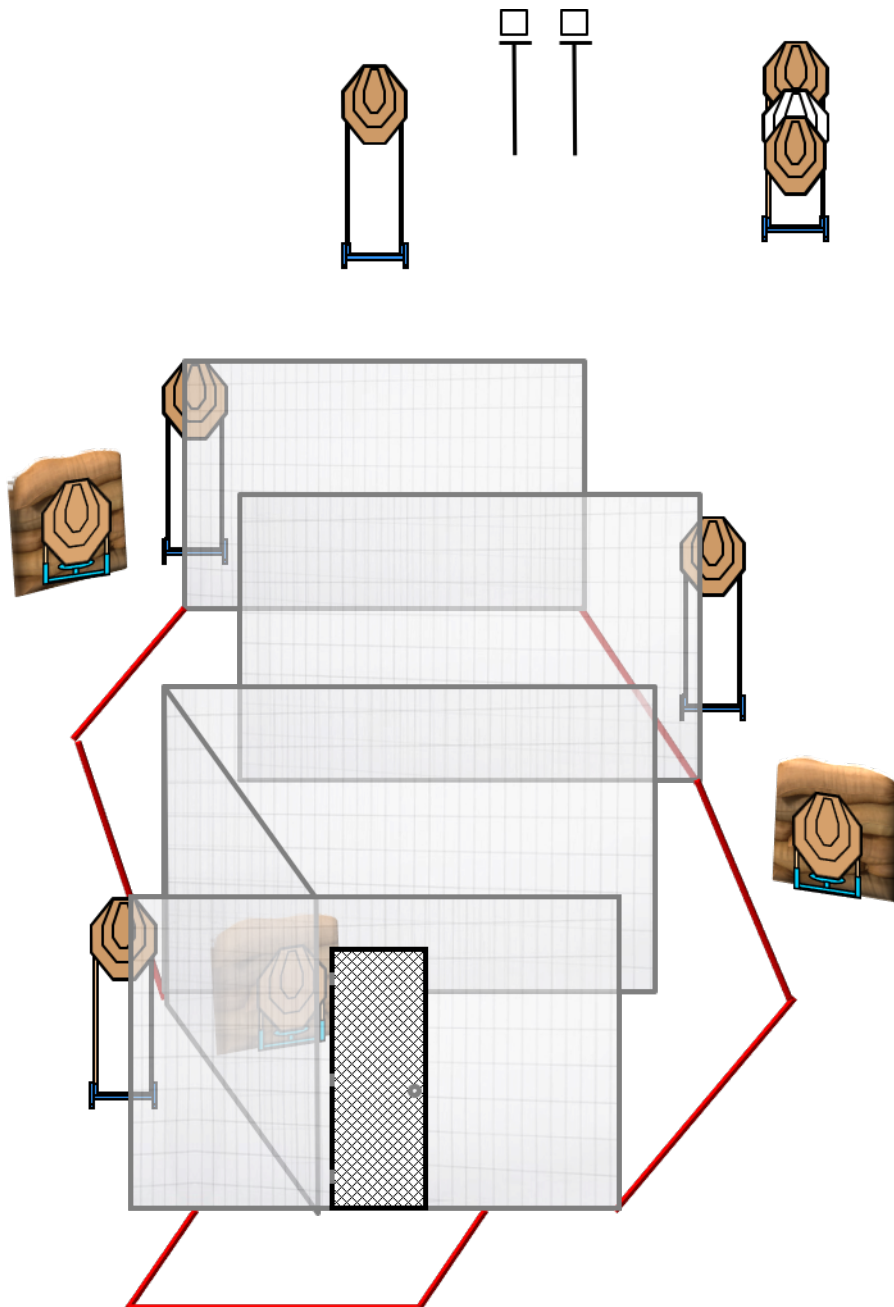
START POSITION: Standing with both hands flat against the screen door as demonstrated.

STAGE PROCEDURE: On audible start signal engage all targets.

SCORING

Rounds to be scored: 20 rounds, 100 points

TARGETS: 9 IPSC Paper, 2 IPSC Square Plates
Time starts: Audible.



A	C	D	MISS	PT	TIME

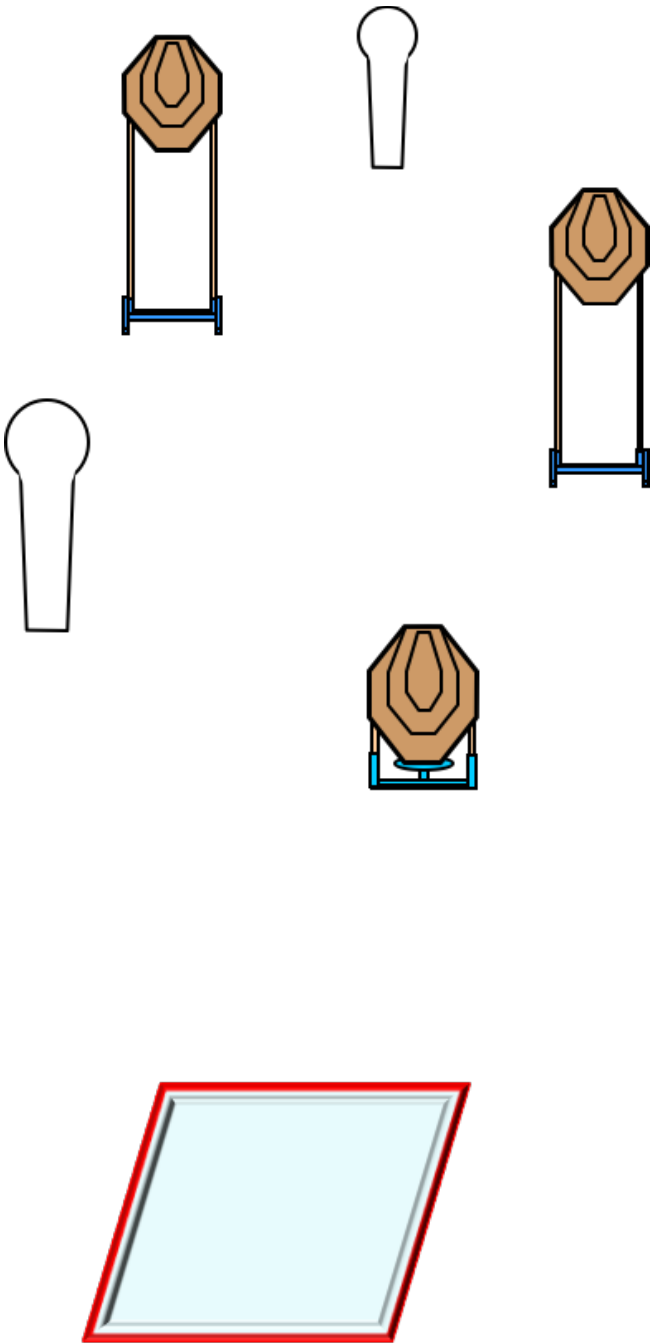
STAGE 9

Range 5 Left

START POSITION: Standing anywhere within the demarcated area.

STAGE PROCEDURE: On audible start signal engage all targets with the **STRONG HAND ONLY**

SCORING
Rounds to be scored: 8 rounds, 40 points
TARGETS: 3 IPSC Paper, 2 IPSC Poppers
Time starts: Audible.



A	C	D	MISS	PT	TIME

STAGE 10

Range 5 Right

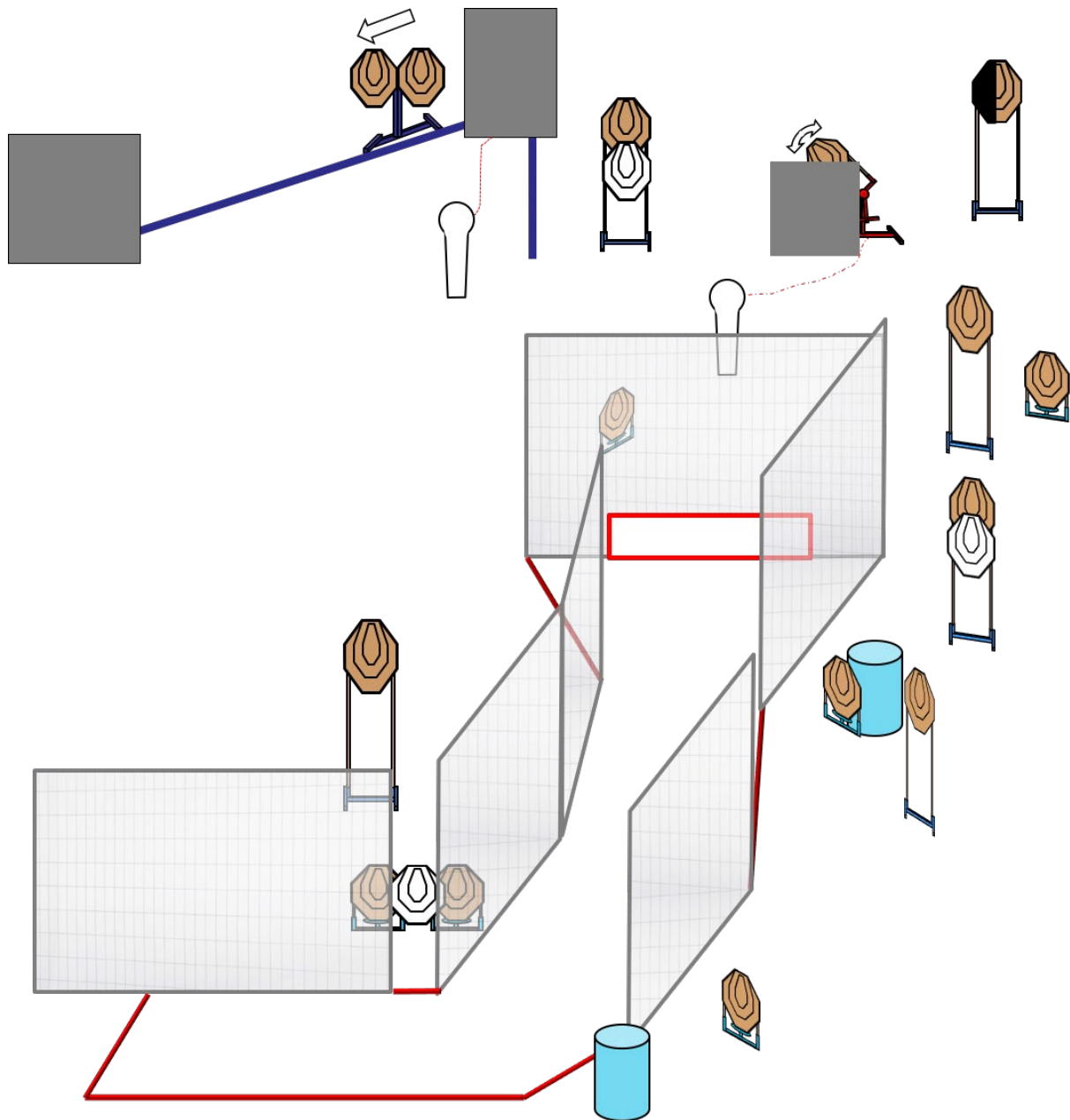
START POSITION: Standing anywhere within the demarcated area.

STAGE PROCEDURE: On audible start signal engage all targets. Felling popper P1 activates swinging target T12. Felling popper P2 activates moving target array. All targets remain visible at rest.

SCORING

Rounds to be scored: 32 rounds, 160 points

TARGETS: 15 IPSC Paper, 2 IPSC Poppers
Time starts: Audible.



A	C	D	MISS	PT	TIME

STAGE 11

Range 6 Left

START POSITION: Seated on the chair with both hands resting on the table as demonstrated, handgun and all magazines to be used placed on the table.

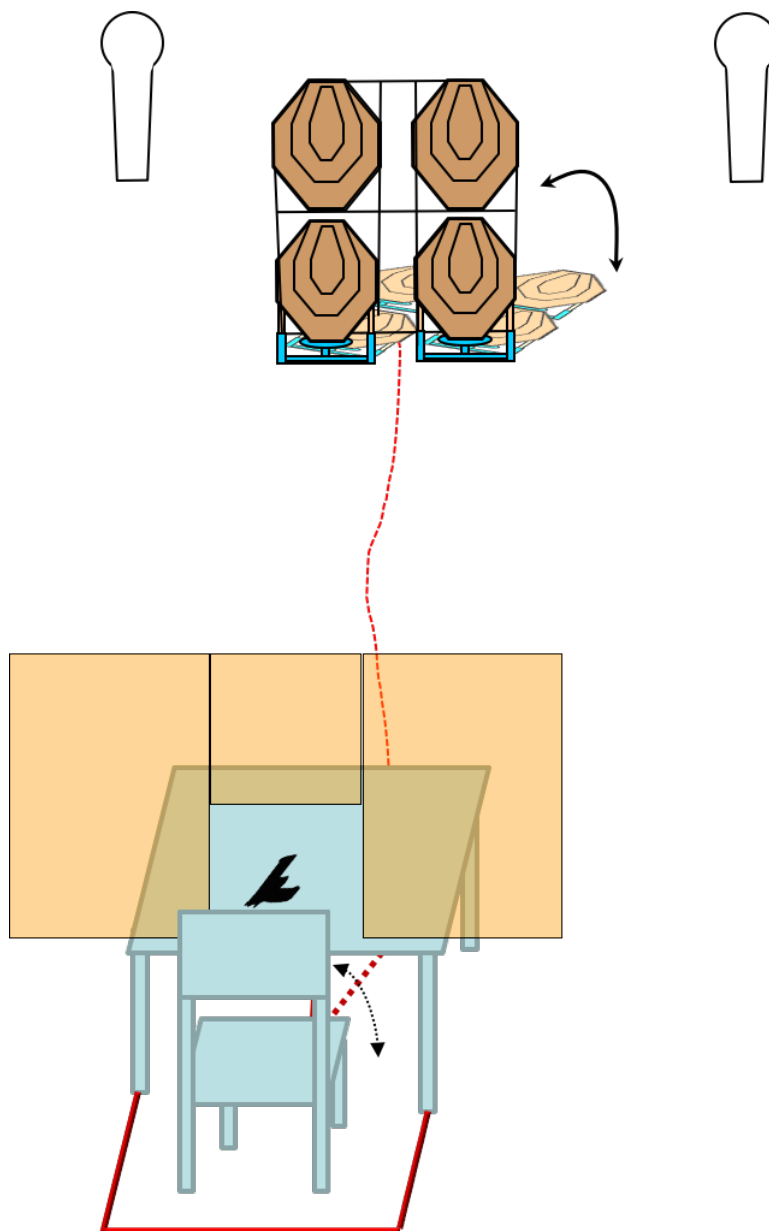
STAGE PROCEDURE: On audible start signal engage all targets. Activation and holding of the lever under the table presents target array.

SCORING

Rounds to be scored: 10 rounds, 50 points

TARGETS: 4 IPSC Paper, 2 IPSC Poppers

Time starts: Audible.

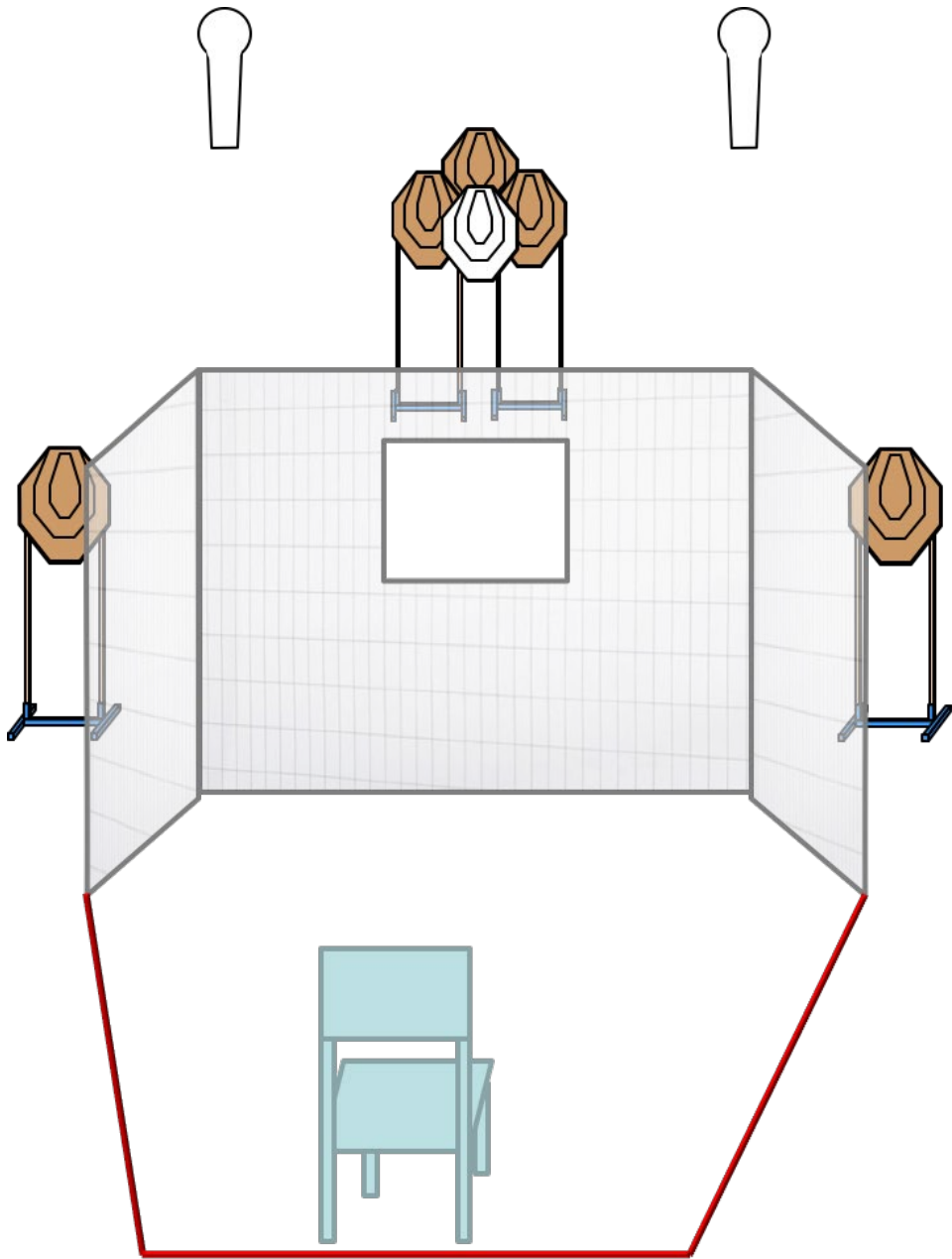


A	C	D	MISS	PT	TIME

STAGE 12

Range 6 Right

START POSITION: Seated with heels against the legs of the chair as demonstrated.	
STAGE PROCEDURE: On audible start signal engage all targets.	<div> SCORING Rounds to be scored: 12 rounds, 60 points TARGETS: 5 IPSC Paper, 2 IPSC Poppers Time starts: Audible. </div>



A	C	D	MISS	PT	TIME

Notes: